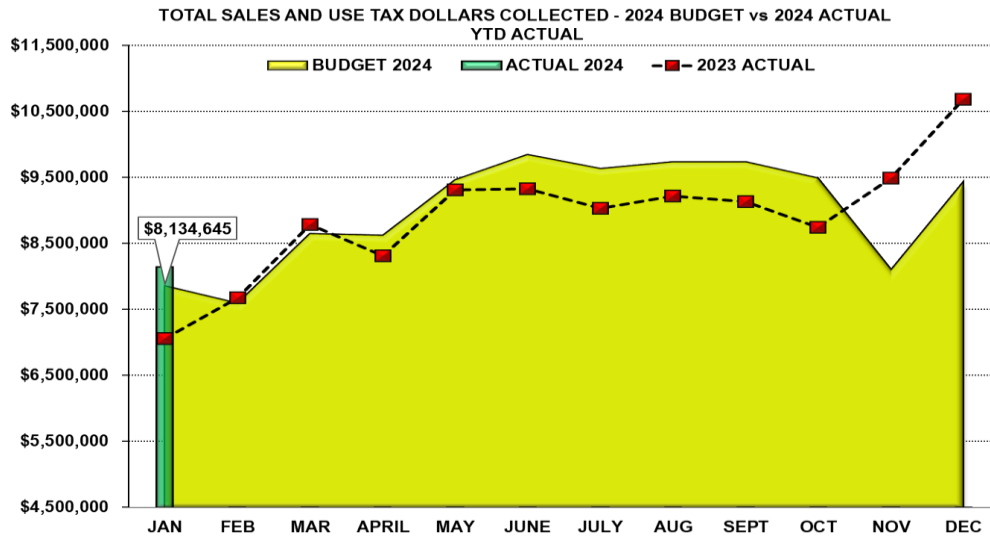


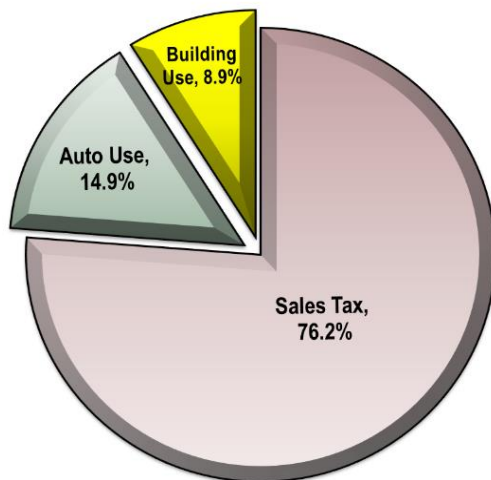
DOUGLAS COUNTY SALES AND USE TAX COLLECTION STATUS – JANUARY 2024



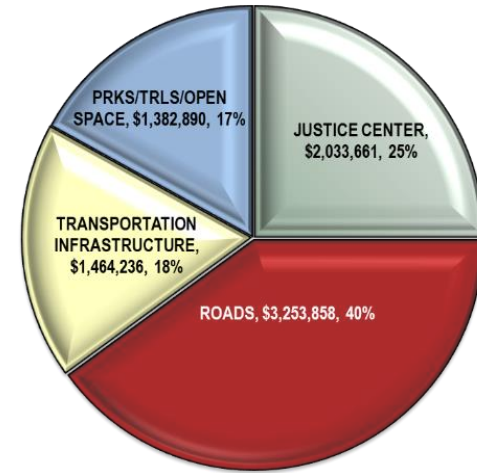
Tax Type	2024 Budget	2024 Actual	2023 Actual	'24 vs '23 YTD %	'24 vs '23 YTD \$ (+/-)
Sales Tax	\$ 6,250,652	\$ 6,200,054	\$ 5,474,550	13.3% *	\$ 725,504
Auto Use	1,213,582	1,209,919	1,084,816	11.5%	\$ 125,103
Building Use	389,974	724,672	497,354	45.7%	\$ 227,318
TOTAL	\$ 7,854,208	\$ 8,134,645	\$ 7,056,720	15.3%	\$ 1,077,925

* Sales Tax decrease is due to audits for prior periods, totaling \$132,581 True current Year-to-Date Sales Tax is \$6,067,473.
'24 Budget vs '24 Actual is a -2.9% decrease overall.

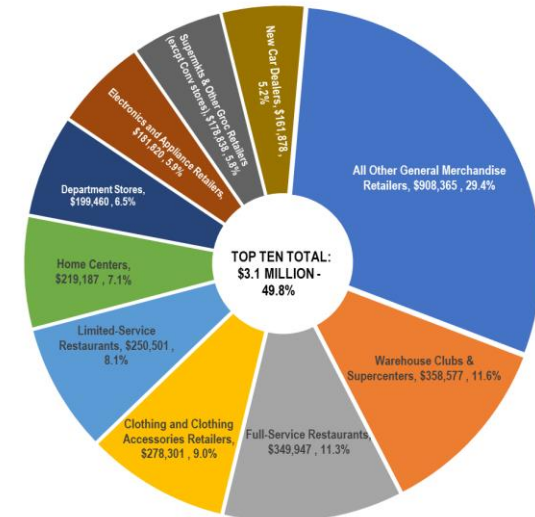
Revenue Sources as a % of Total Taxes Collected



SALES AND USE TAX SUMMARY BY PURPOSE YEAR-TO-DATE
January 2024 - \$8,134,645



Top Ten North American Industry Code Cumulative % of Sales Tax Revenue Earned January 2024 -
Total Sales Tax Collected \$6,200,054



DOUGLAS COUNTY SALES AND USE TAX COLLECTION STATUS – JANUARY 2024 (continued)

Sales & Use Tax Allocation by Fund - January 2024



Through January 2024	Total S&U Tax Collected	Municipal Sharebacks	Net DC Funds	% of Municipal Sharebacks
Roads 0.40%	3,253,858	864,030	2,389,828	26.6%
Transportation Infrastructure 0.18%	1,464,236	-	1,464,236	0.0%
Justice Center 0.25%	2,033,661	-	2,033,661	0.0%
Parks/Trails/Open Space 0.17%	1,382,890	276,578	1,106,312	20.0%
YTD TOTAL \$	8,134,645	\$ 1,140,608	\$ 6,994,037	

Alignment to Board of County Commissioners
Core Priorities through January 2024 - \$8,134,645

