




















**Q1 Direction of things in  
Douglas County today**

<b>Right direction</b>	<b>1804</b>	<b>50%</b>	
<b>Wrong track</b>	<b>1743</b>	<b>48%</b>	
Unsure	63	2%	
Refused	7	0%	
<i>Number of cases</i>	<i>3617</i>	<i>100%</i>	

**Q2 Douglas County  
government**

<b>Familiar</b>	<b>2433</b>	<b>67%</b>	
Very familiar	551	15%	
Somewhat familiar	1882	52%	
<b>Not familiar</b>	<b>1183</b>	<b>33%</b>	
Not very familiar	989	27%	
Not at all familiar	194	5%	
Refused	1	0%	
<i>Number of cases</i>	<i>3617</i>	<i>100%</i>	

**Q3 Law enforcement by the  
sheriff's office**

<b>Satisfied</b>	<b>3022</b>	<b>84%</b>	
Very	1716	47%	
Somewhat	1306	36%	
<b>Not satisfied</b>	<b>565</b>	<b>16%</b>	
Not very	339	9%	
Not at all	226	6%	
Unsure	29	1%	
Refused	2	0%	
<i>Number of cases</i>	<i>3617</i>	<i>100%</i>	

**Q4 Parks & trails**

<b>Satisfied</b>	<b>3286</b>	<b>91%</b>	
Very	2043	56%	
Somewhat	1243	34%	
<b>Not satisfied</b>	<b>301</b>	<b>8%</b>	
Not very	207	6%	
Not at all	94	3%	
Unsure	24	1%	
Refused	6	0%	
<i>Number of cases</i>	<i>3617</i>	<i>100%</i>	

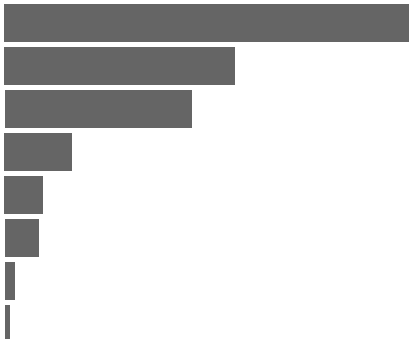
**Q5 Road maintenance & resurfacing**

<b>Satisfied</b>	<b>2403</b>	<b>66%</b>	
Very	630	17%	
Somewhat	1773	49%	
<b>Not satisfied</b>	<b>1197</b>	<b>33%</b>	
Not very	782	22%	
Not at all	416	11%	
Unsure	16	0%	
Refused	2	0%	
<i>Number of cases</i>	<i>3617</i>	<i>100%</i>	

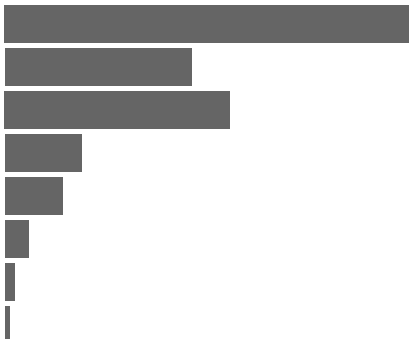
**Q6 Traffic management**

<b>Satisfied</b>	<b>2300</b>	<b>64%</b>	
Very	643	18%	
Somewhat	1657	46%	
<b>Not satisfied</b>	<b>1302</b>	<b>36%</b>	
Not very	853	24%	
Not at all	449	12%	
Unsure	13	0%	
Refused	2	0%	
<i>Number of cases</i>	<i>3617</i>	<i>100%</i>	

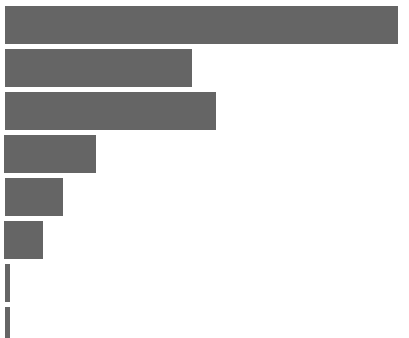
**Q7 Motor vehicle registration**

<b>Satisfied</b>	<b>3079</b>	<b>85%</b>	
Very	1708	47%	
Somewhat	1372	38%	
<b>Not satisfied</b>	<b>484</b>	<b>13%</b>	
Not very	263	7%	
Not at all	221	6%	
Unsure	40	1%	
Refused	14	0%	
<i>Number of cases</i>	<i>3617</i>	<i>100%</i>	









**Q8 Snow plowing**

<b>Satisfied</b>	<b>3067</b>	<b>85%</b>	
Very	1392	38%	
Somewhat	1675	46%	
<b>Not satisfied</b>	<b>526</b>	<b>15%</b>	
Not very	383	11%	
Not at all	143	4%	
Unsure	19	1%	
Refused	6	0%	
<i>Number of cases</i>	<i>3617</i>	<i>100%</i>	









**Q9 Management of elections**

<b>Satisfied</b>	<b>2940</b>	<b>81%</b>	
Very	1390	38%	
Somewhat	1550	43%	
<b>Not satisfied</b>	<b>662</b>	<b>18%</b>	
Not very	409	11%	
Not at all	254	7%	
Unsure	13	0%	
Refused	2	0%	
<i>Number of cases</i>	<i>3617</i>	<i>100%</i>	







**Q10 Open space & land conservation**

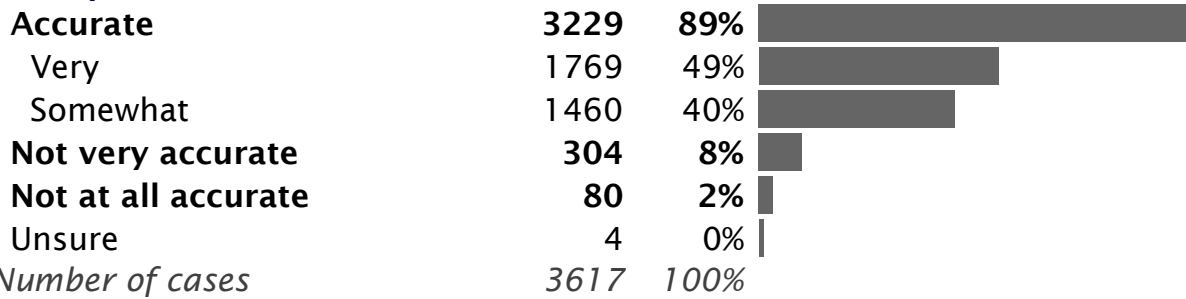
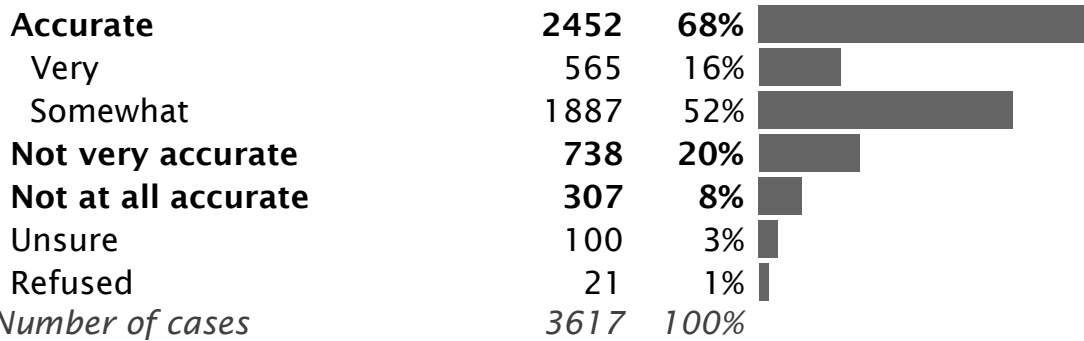
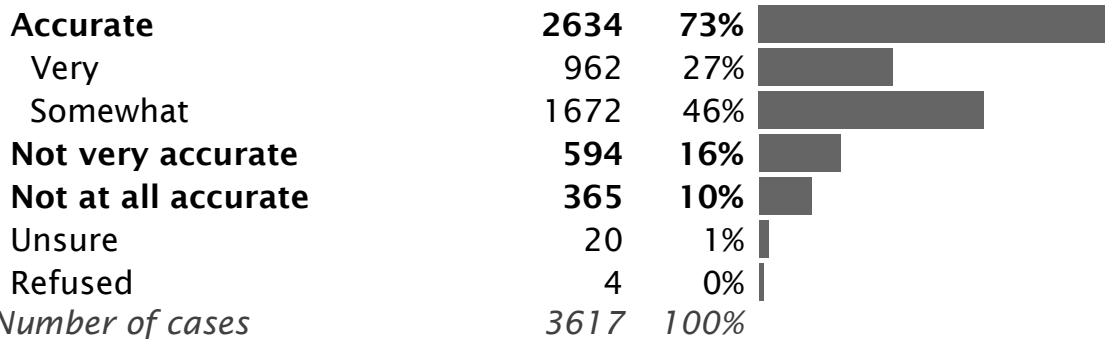
<b>Satisfied</b>	<b>2693</b>	<b>74%</b>	
Very	1404	39%	
Somewhat	1288	36%	
<b>Not satisfied</b>	<b>903</b>	<b>25%</b>	
Not very	475	13%	
Not at all	428	12%	
Unsure	18	0%	
Refused	3	0%	
<i>Number of cases</i>	<i>3617</i>	<i>100%</i>	

**Q11 Public health programs & services**







<b>Satisfied</b>	<b>2598</b>	<b>72%</b>	
Very	755	21%	
Somewhat	1843	51%	
<b>Not satisfied</b>	<b>920</b>	<b>25%</b>	
Not very	604	17%	
Not at all	317	9%	
Unsure	89	2%	
Refused	10	0%	
<i>Number of cases</i>	<i>3617</i>	<i>100%</i>	

**Q3-Q11 Overall satisfaction with Douglas County services**








<b>Very, somewhat satisfied on all 7</b>	<b>1280</b>	<b>35%</b>	
<b>6 out of 7</b>	<b>924</b>	<b>26%</b>	
<b>5 out of 7</b>	<b>622</b>	<b>17%</b>	
<b>4 or less out of 7</b>	<b>788</b>	<b>22%</b>	
<b>Dissatisfied on 3 or more</b>	<b>743</b>	<b>21%</b>	
Not ascertained	3	0%	
<i>Number of cases</i>	<i>3617</i>	<i>100%</i>	

**Q12 Good place to raise a family****Q13 Is a good place to start a business****Q14 Safeguards its local environment**








**Q15 Is a good place to retire**

<b>Accurate</b>	<b>2434</b>	<b>67%</b>	
Very	962	27%	
Somewhat	1472	41%	
<b>Not very accurate</b>	<b>801</b>	<b>22%</b>	
<b>Not at all accurate</b>	<b>362</b>	<b>10%</b>	
Unsure	20	1%	
<i>Number of cases</i>	<i>3617</i>	<i>100%</i>	








**Q16 Has property values that are stronger than in most other counties in the Denver metro area**

<b>Accurate</b>	<b>2942</b>	<b>81%</b>	
Very	1226	34%	
Somewhat	1715	47%	
<b>Not very accurate</b>	<b>426</b>	<b>12%</b>	
<b>Not at all accurate</b>	<b>204</b>	<b>6%</b>	
Unsure	41	1%	
Refused	4	0%	
<i>Number of cases</i>	<i>3617</i>	<i>100%</i>	







**Q17 Has a transportation system that is effective & adequate**

<b>Accurate</b>	<b>1565</b>	<b>43%</b>	
Very	362	10%	
Somewhat	1203	33%	
<b>Not very accurate</b>	<b>1175</b>	<b>32%</b>	
<b>Not at all accurate</b>	<b>836</b>	<b>23%</b>	
Unsure	35	1%	
Refused	6	0%	
<i>Number of cases</i>	<i>3617</i>	<i>100%</i>	







**Q18 Is a safe place to live & work**

<b>Accurate</b>	<b>3413</b>	<b>94%</b>	
Very	1861	51%	
Somewhat	1552	43%	
<b>Not very accurate</b>	<b>165</b>	<b>5%</b>	
<b>Not at all accurate</b>	<b>36</b>	<b>1%</b>	
Unsure	3	0%	
Refused	1	0%	
<i>Number of cases</i>	<i>3617</i>	<i>100%</i>	






**Q19 Is a friendly place**

<b>Accurate</b>	<b>2975</b>	<b>82%</b>	
Very	1305	36%	
Somewhat	1670	46%	
<b>Not very accurate</b>	<b>479</b>	<b>13%</b>	
<b>Not at all accurate</b>	<b>163</b>	<b>4%</b>	
Unsure	1	0%	
<i>Number of cases</i>	<i>3617</i>	<i>100%</i>	





**Q20 Has good county government**

<b>Accurate</b>	<b>2317</b>	<b>64%</b>	
Very	669	18%	
Somewhat	1648	46%	
<b>Not very accurate</b>	<b>698</b>	<b>19%</b>	
<b>Not at all accurate</b>	<b>576</b>	<b>16%</b>	
Unsure	27	1%	
<i>Number of cases</i>	<i>3617</i>	<i>100%</i>	





**Q21 Financial expectations for  
this time next year**

<b>Better off</b>	<b>855</b>	<b>24%</b>	
<b>About the same</b>	<b>1175</b>	<b>32%</b>	
<b>Worse off</b>	<b>1566</b>	<b>43%</b>	
Unsure	20	1%	
Refused	1	0%	
<i>Number of cases</i>	<i>3617</i>	<i>100%</i>	

**Q22 Economic conditions in  
Douglas County as a whole**









<b>Getting better</b>	<b>357</b>	<b>10%</b>	
<b>Getting worse</b>	<b>1828</b>	<b>51%</b>	
<b>Staying the same</b>	<b>1423</b>	<b>39%</b>	
Unsure	8	0%	
<i>Number of cases</i>	<i>3617</i>	<i>100%</i>	

**Q1/Q21/Q22 Pessimism/  
optimism spectrum**









<b>Pessimistic</b>	<b>1895</b>	<b>52%</b>	
<b>Mixed; neutral</b>	<b>575</b>	<b>16%</b>	
<b>Optimistic</b>	<b>1145</b>	<b>32%</b>	
Not ascertained	2	0%	
<i>Number of cases</i>	<i>3617</i>	<i>100%</i>	











**Q23 Douglas County  
government listens to the  
people's voice**

<b>Agree</b>	<b>1718</b>	<b>48%</b>	
Strongly	339	9%	
Somewhat	1379	38%	
<b>Disagree</b>	<b>1868</b>	<b>52%</b>	
Somewhat	934	26%	
Strongly	934	26%	
Unsure	30	1%	
Refused	1	0%	
<i>Number of cases</i>	<i>3617</i>	<i>100%</i>	









**Q24 My local taxes have been  
rising faster than my ability  
to pay them lately**

<b>Agree</b>	<b>2776</b>	<b>77%</b>	
Strongly	1466	41%	
Somewhat	1310	36%	
<b>Disagree</b>	<b>804</b>	<b>22%</b>	
Somewhat	607	17%	
Strongly	198	5%	
Unsure	36	1%	
Refused	1	0%	
<i>Number of cases</i>	<i>3617</i>	<i>100%</i>	









**Q25 Douglas County's leaders  
have an effective long-term,  
comprehensive plan for the  
county's future**

<b>Agree</b>	<b>1708</b>	<b>47%</b>	
Strongly	270	7%	
Somewhat	1438	40%	
<b>Disagree</b>	<b>1841</b>	<b>51%</b>	
Somewhat	1022	28%	
Strongly	820	23%	
Unsure	46	1%	
Refused	21	1%	
<i>Number of cases</i>	<i>3617</i>	<i>100%</i>	









**Q26 Airport noise is a growing problem in my neighborhood**

<b>Agree</b>	<b>557</b>	<b>15%</b>	
Strongly	199	5%	
Somewhat	358	10%	
<b>Disagree</b>	<b>3047</b>	<b>84%</b>	
Somewhat	1030	28%	
Strongly	2016	56%	
Unsure	9	0%	
Refused	4	0%	
<i>Number of cases</i>	<i>3617</i>	<i>100%</i>	

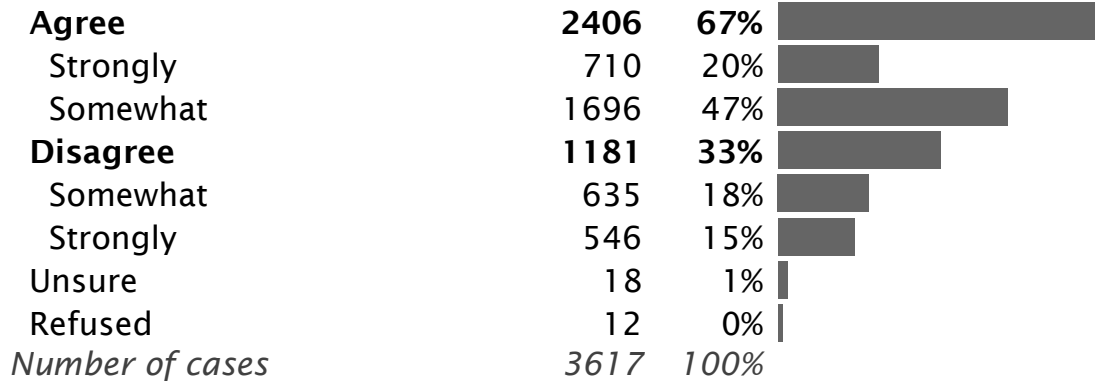
**Q27 Douglas County spends our tax dollars wisely**

<b>Agree</b>	<b>1788</b>	<b>49%</b>	
Strongly	289	8%	
Somewhat	1499	41%	
<b>Disagree</b>	<b>1802</b>	<b>50%</b>	
Somewhat	1023	28%	
Strongly	779	22%	
Unsure	13	0%	
Refused	15	0%	
<i>Number of cases</i>	<i>3617</i>	<i>100%</i>	

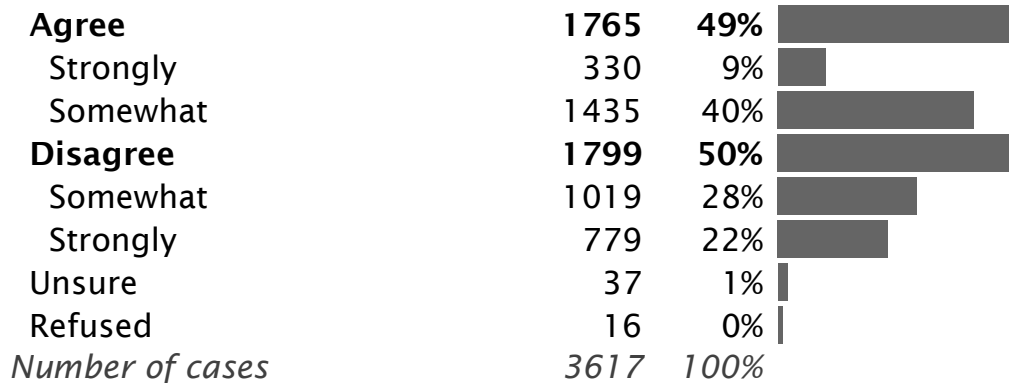
**Q28 County regulations protect our quality of life**

<b>Agree</b>	<b>2329</b>	<b>64%</b>	
Strongly	538	15%	
Somewhat	1791	50%	
<b>Disagree</b>	<b>1277</b>	<b>35%</b>	
Somewhat	852	24%	
Strongly	425	12%	
Unsure	9	0%	
Refused	1	0%	
<i>Number of cases</i>	<i>3617</i>	<i>100%</i>	







**Q29 Douglas County is working effectively with state & municipal officials & conservation groups to ensure adequate natural open space & land conservation for the public's benefit**









**Q30 Douglas County is more open & transparent when it comes to the process & procedures whereby policies & budgets for the county are set**





**Q31 Creating several county-owned & operated campgrounds & associated amenities (mean = 3.6)**









Low priority (0-2)	1511	42%	
Medium priority (3-7)	1612	45%	
High priority (8-10)	474	13%	
Very high priority (10)	252	7%	
Unsure	7	0%	
Refused	14	0%	
<i>Number of cases</i>	3617	100%	

**Q32 Greater local control & independence from state controls (mean = 4.9)**









Low priority (0-2)	1309	36%	
Medium priority (3-7)	1031	29%	
High priority (8-10)	1243	34%	
Very high priority (10)	868	24%	
Unsure	18	1%	
Refused	15	0%	
<i>Number of cases</i>	3617	100%	

**Q33 Allowing Douglas County to prohibit county employee unions, including the Sheriff's office, would make me****Q34 Allowing Douglas County to eliminate state limits on contacting & cooperating with other government agencies, including US immigration authorities, would make me**









**Q35 Allowing Douglas County  
to protect gun ownership  
would make me**

<b>More likely to vote for home rule</b>	<b>1908</b>	<b>53%</b>	
Much more likely	1467	41%	
Somewhat more likely	441	12%	
<b>Less likely to vote for home rule</b>	<b>1694</b>	<b>47%</b>	
Somewhat less likely	450	12%	
Much less likely	1245	34%	
Unsure	3	0%	
Refused	12	0%	
<i>Number of cases</i>	<i>3617</i>	<i>100%</i>	









**Q36 Allowing Douglas County  
to prohibit food carryout bag  
fees & delivery taxes would  
make me**

<b>More likely to vote for home rule</b>	<b>1824</b>	<b>50%</b>	
Much more likely	1060	29%	
Somewhat more likely	764	21%	
<b>Less likely to vote for home rule</b>	<b>1770</b>	<b>49%</b>	
Somewhat less likely	647	18%	
Much less likely	1123	31%	
Unsure	15	0%	
Refused	8	0%	
<i>Number of cases</i>	<i>3617</i>	<i>100%</i>	









### Q37 Allowing Douglas County to prohibit diversity, equity & inclusion, or DEI policies, for county government employment & purchasing would make me

<b>More likely to vote for home rule</b>	<b>1461</b>	<b>40%</b>	
Much more likely	1081	30%	
Somewhat more likely	381	11%	
<b>Less likely to vote for home rule</b>	<b>2124</b>	<b>59%</b>	
Somewhat less likely	388	11%	
Much less likely	1736	48%	
Unsure	13	0%	
Refused	18	1%	
<i>Number of cases</i>	<i>3617</i>	<i>100%</i>	








### Q38 Allowing Douglas County to explicitly exclude Douglas County from state regulations would make me

<b>More likely to vote for home rule</b>	<b>1532</b>	<b>42%</b>	
Much more likely	1032	29%	
Somewhat more likely	500	14%	
<b>Less likely to vote for home rule</b>	<b>2053</b>	<b>57%</b>	
Somewhat less likely	459	13%	
Much less likely	1594	44%	
Unsure	15	0%	
Refused	17	0%	
<i>Number of cases</i>	<i>3617</i>	<i>100%</i>	

**Q39 Vote on a home rule  
charter for Douglas County**

<b>Vote For</b>	<b>1605</b>	<b>44%</b>	
Definitely	831	23%	
Probably	774	21%	
<b>Vote Against</b>	<b>1937</b>	<b>54%</b>	
Probably	573	16%	
Definitely	1364	38%	
Unsure	55	2%	
Refused	20	1%	
<i>Number of cases</i>	<i>3617</i>	<i>100%</i>	








**Q40 Vote on making Highlands  
Ranch a city with a mayor,  
council, city departments, &  
local taxes (Highlands Ranch  
residents only)**

<b>Vote For</b>	<b>381</b>	<b>42%</b>	
Definitely	130	14%	
Probably	251	28%	
<b>Vote Against</b>	<b>507</b>	<b>56%</b>	
Probably	248	28%	
Definitely	259	29%	
Unsure	12	1%	
<i>Number of cases</i>	<i>900</i>	<i>100%</i>	








---

**Q41 The Douglas County Community Foundation, a local community foundation that allows you to give where you live**










<b>Familiar</b>	<b>670</b>	<b>19%</b>	
Very familiar	133	4%	
Somewhat familiar	537	15%	
<b>Not familiar</b>	<b>2946</b>	<b>81%</b>	
Not very familiar	1182	33%	
Not at all familiar	1763	49%	
Refused	1	0%	
<i>Number of cases</i>	<i>3617</i>	<i>100%</i>	

**Q42/Q42a Signs around Douglas County saying Handouts Don't Help & Give Safely through DouglasHasHeart.org, & response to them**







<b>Have seen those signs</b>	<b>1767</b>	<b>49%</b>	
Visited the website to make a contribution	64	2%	
May make contribution in future	258	7%	
Have not made contribution	1445	40%	
<b>Have not seen those signs</b>	<b>1850</b>	<b>51%</b>	
<i>Number of cases</i>	<i>3617</i>	<i>100%</i>	

---











**Q43 Satisfaction with Douglas County employees when you have come into contact with them**

<b>Satisfied</b>	<b>2206</b>	<b>61%</b>	
Mostly satisfied	1358	38%	
Somewhat satisfied	848	23%	
<b>Dissatisfied</b>	<b>670</b>	<b>19%</b>	
Somewhat dissatisfied	455	13%	
Very dissatisfied	215	6%	
<b>Never have contact</b>	<b>720</b>	<b>20%</b>	
Unsure	9	0%	
Refused	11	0%	
<i>Number of cases</i>	<i>3617</i>	<i>100%</i>	











**Q44 Education**

<b>Not a college graduate</b>	<b>1526</b>	<b>42%</b>	
High school	394	11%	
Some college, trade, tech school or Associate's degree	1132	31%	
<b>College graduate</b>	<b>2091</b>	<b>58%</b>	
Undergraduate college degree	1334	37%	
Advanced post-graduate degree	757	21%	
<i>Number of cases</i>	<i>3617</i>	<i>100%</i>	











**Q45 Employment**

<b>Employed</b>	<b>2568</b>	<b>71%</b>	
Full-time	2286	63%	
Part-time	283	8%	
<b>Other</b>	<b>1035</b>	<b>29%</b>	
Unemployed, temporarily laid off	107	3%	
Retired	679	19%	
Homemaker	220	6%	
Student	26	1%	
Something else	3	0%	
Refused	14	0%	
<i>Number of cases</i>	<i>3617</i>	<i>100%</i>	

**Q46 Ethnicity**

<b>Minority</b>	<b>685</b>	<b>19%</b>	
Asian, Pacific-Islander	68	2%	
Black, African-American	58	2%	
Hispanic	297	8%	
Native American	18	1%	
Arab or Middle Eastern	28	1%	
Something else	1	0%	
Multi-racial	215	6%	
<b>White, Anglo</b>	<b>2832</b>	<b>78%</b>	
Refused	100	3%	
<i>Number of cases</i>	<i>3617</i>	<i>100%</i>	










**Q47 Combined household  
income for 2024**

<b>\$100,000 or less</b>	<b>1146</b>	<b>32%</b>	
\$20,000 or less	109	3%	
\$20,001 - \$30,000	108	3%	
\$30,001 - \$50,000	168	5%	
\$50,001 - \$70,000	309	9%	
\$70,001 to \$100,000	452	12%	
<b>\$100,001 to \$200,000</b>	<b>1364</b>	<b>38%</b>	
\$100,001 - \$125,000	403	11%	
\$125,001 - \$200,000	961	27%	
<b>More than \$200,000</b>	<b>1107</b>	<b>31%</b>	
<i>Number of cases</i>	<i>3617</i>	<i>100%</i>	














**Socio-economic status**

<b>Low</b>	<b>1349</b>	<b>37%</b>	
<b>Medium</b>	<b>1213</b>	<b>34%</b>	
<b>High</b>	<b>1055</b>	<b>29%</b>	
<i>Number of cases</i>	<i>3617</i>	<i>100%</i>	










**Age**

<b>Less than 40</b>	<b>1359</b>	<b>38%</b>	
18 - 29	496	14%	
30 - 39	863	24%	
<b>40 to 59</b>	<b>1257</b>	<b>35%</b>	
40 - 49	627	17%	
50 - 59	630	17%	
<b>60 or more</b>	<b>1001</b>	<b>28%</b>	
60 - 69	518	14%	
70 or more	482	13%	
<i>Number of cases</i>	<i>3617</i>	<i>100%</i>	




**Sex by age & party affiliation**

<b>Male</b>	<b>1774</b>	<b>49%</b>	
Less than 50	1017	28%	
50 or more	757	21%	
Republican	614	17%	
Democratic	254	7%	
Unaffiliated, other	907	25%	
<b>Female</b>	<b>1799</b>	<b>50%</b>	
Less than 50	936	26%	
50 or more	862	24%	
Republican	534	15%	
Democratic	348	10%	
Unaffiliated, other	915	25%	
<b>Other</b>	<b>44</b>	<b>1%</b>	
<i>Number of cases</i>	<i>3617</i>	<i>100%</i>	







**Party affiliation by age**

<b>Republican</b>	<b>1155</b>	<b>32%</b>	
Less than 50	477	13%	
50 or more	678	19%	
<b>Democratic</b>	<b>619</b>	<b>17%</b>	
Less than 50	367	10%	
50 or more	252	7%	
<b>Unaffiliated; other</b>	<b>1843</b>	<b>51%</b>	
Less than 50	1142	32%	
50 or more	700	19%	
<i>Number of cases</i>	<i>3617</i>	<i>100%</i>	






**Primary election vote history  
2017-2024 (voter sample  
only)**

<b>Republican</b>	<b>456</b>	<b>25%</b>	
<b>Democratic</b>	<b>261</b>	<b>14%</b>	
<b>None</b>	<b>1091</b>	<b>60%</b>	
<i>Number of cases</i>	<i>1809</i>	<i>100%</i>	

**General election vote history  
(voter sample only)**





<b>2024</b>	<b>1702</b>	<b>94%</b>	
<b>2022</b>	<b>1459</b>	<b>81%</b>	
<b>2020</b>	<b>1419</b>	<b>78%</b>	
<b>2018</b>	<b>1069</b>	<b>59%</b>	
<b>All 4</b>	<b>979</b>	<b>54%</b>	
<b>None</b>	<b>16</b>	<b>1%</b>	
<i>Number of cases</i>	<i>1809</i>	<i>100%</i>	

**Consolidated election vote  
history (voter sample only)**




<b>2023</b>	<b>1153</b>	<b>64%</b>	
<b>2019</b>	<b>740</b>	<b>41%</b>	
<b>2017</b>	<b>574</b>	<b>32%</b>	
<b>2 or more</b>	<b>780</b>	<b>43%</b>	
<b>None</b>	<b>513</b>	<b>28%</b>	
<i>Number of cases</i>	<i>1809</i>	<i>100%</i>	

---




**Years registered to vote**

5 or less	1260	35%	
6 to 19	1488	41%	
20 or more	800	22%	
Not ascertained	69	2%	
<i>Number of cases</i>	3617	100%	

**Board of County Commissioners**

District I (NE) - Abe Laydon	1149	32%	
District II (South) - George Teal	1289	36%	
District III (NW) - Kevin Van Winkle	1179	33%	
<i>Number of cases</i>	3617	100%	

**Area, Place, or Municipality**

Castle Pines	140	4%	
Castle Rock	833	23%	
Highlands Ranch	900	25%	
Parker	999	28%	
Other	744	21%	
<i>Number of cases</i>	3617	100%	

---