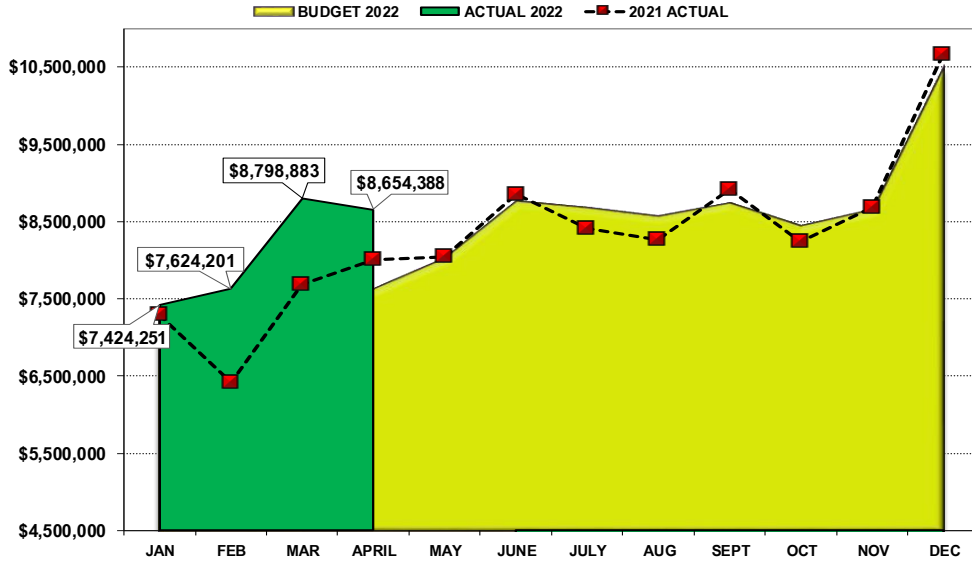


# DOUGLAS COUNTY SALES AND USE TAX COLLECTION STATUS – April 2022

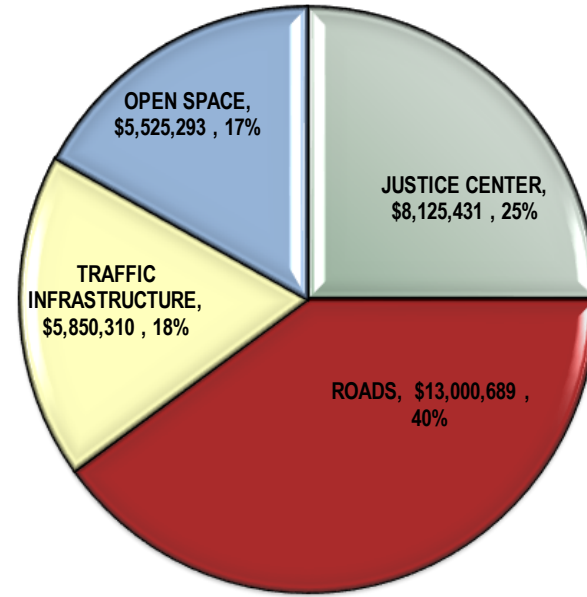
TOTAL SALES AND USE TAX DOLLARS COLLECTED - 2022 BUDGET vs 2022 ACTUAL



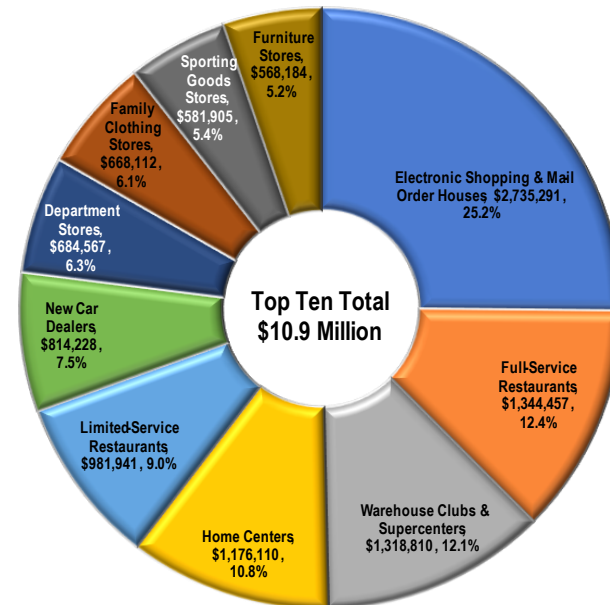
Tax Type	2022 Budget	2022 Actual	2021 Actual	'22 vs '21 YTD %	'22 vs '21 YTD \$ (+/-)
Sales Tax	\$ 22,505,106	\$ 24,797,320	\$ 21,801,966	13.7% *	\$ 2,995,354
Auto Use	4,002,703	\$ 3,926,387	4,170,875	-5.9%	\$ (244,488)
Building Use	2,784,974	\$ 3,778,016	3,426,933	10.2%	\$ 351,083
<b>TOTAL</b>	<b>\$ 29,292,783</b>	<b>\$ 32,501,723</b>	<b>\$ 29,399,774</b>	<b>10.6%</b>	<b>\$ 3,101,949</b>

\* Sales Tax increase is partially due to collections for prior periods, totaling \$143,970. True current Year-to-Date Sales Tax is \$24,653,350. '22 Budget vs '22 Actual is a 9.5% increase overall.

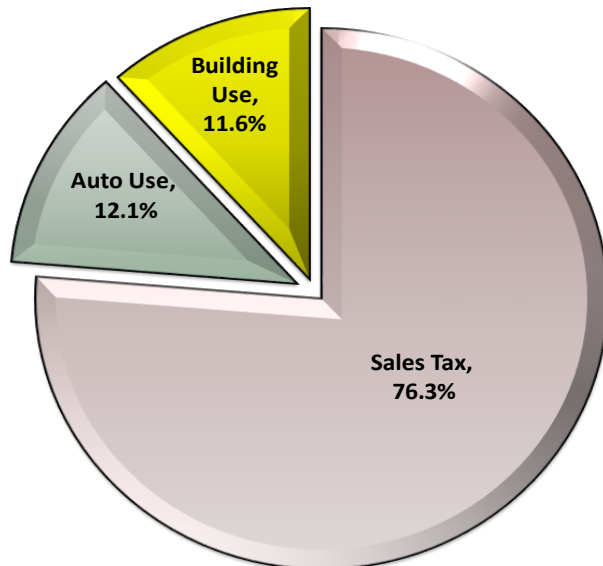
## SALES AND USE TAX SUMMARY BY PURPOSE YEAR-TO-DATE APRIL 2022 - \$32,501,723



## Top 10 North American Industry Code Cumulative Percentage of Sales Tax Revenue Earned through April 2022 - Total Tax Collected \$24,797,320

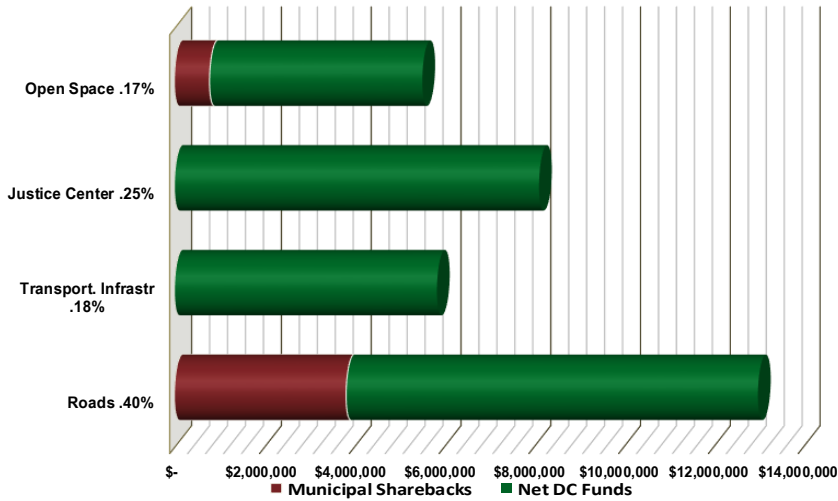


## Sources as a % of Total Taxes Collected



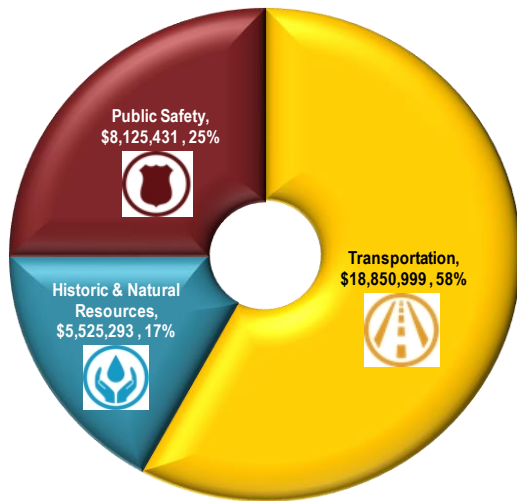
# DOUGLAS COUNTY SALES AND USE TAX COLLECTION STATUS – April 2022 (continued)

Sales & Use Tax Allocation by Fund through April 2022

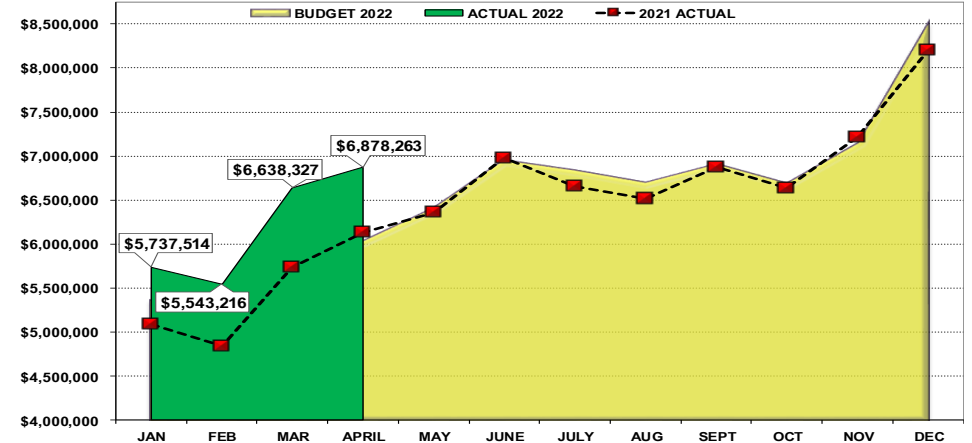


Through April 2022	Total S&U Tax Collected	Municipal Sharebacks	Net DC Funds	% of Municipal Sharebacks
Roads .40%	\$ 13,000,689	\$ 3,827,118	\$ 9,173,571	29.4%
Transport. Infrastr .18%	\$ 5,850,310	\$ -	\$ 5,850,310	0.0%
Justice Center .25%	\$ 8,125,431	\$ -	\$ 8,125,431	0.0%
Open Space .17%	\$ 5,525,293	\$ 785,693	\$ 4,739,600	14.2%
<b>YTD TOTAL</b>	<b>\$ 32,501,723</b>	<b>\$ 4,612,811</b>	<b>\$ 27,888,912</b>	

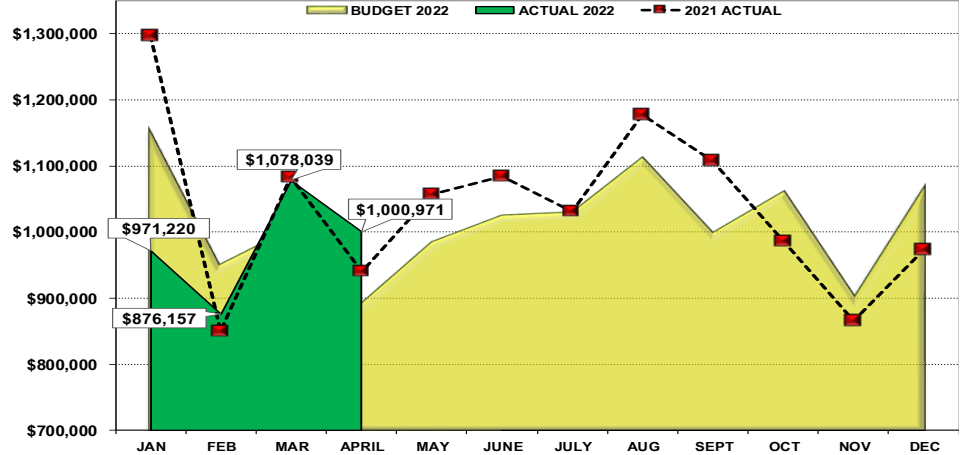
Alignment to Board of County Commissioners  
Core Priorities through April 2022 - \$32,501,723



SALES TAX DOLLARS COLLECTED - 2022 BUDGET vs 2022 YTD ACTUAL



AUTO USE TAX DOLLARS COLLECTED - 2022 BUDGET vs 2022 YTD ACTUAL



BUILDING USE TAX DOLLARS COLLECTED - 2022 BUDGET vs 2022 YTD ACTUAL

