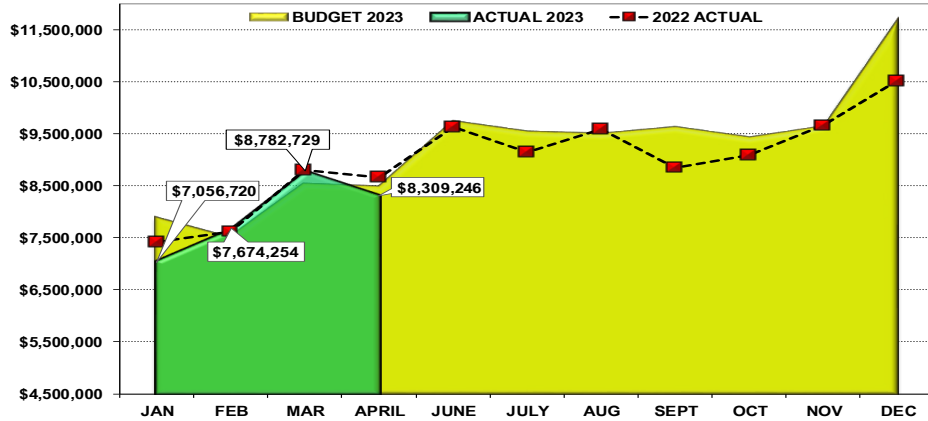


# DOUGLAS COUNTY SALES AND USE TAX COLLECTION STATUS – APRIL 2023

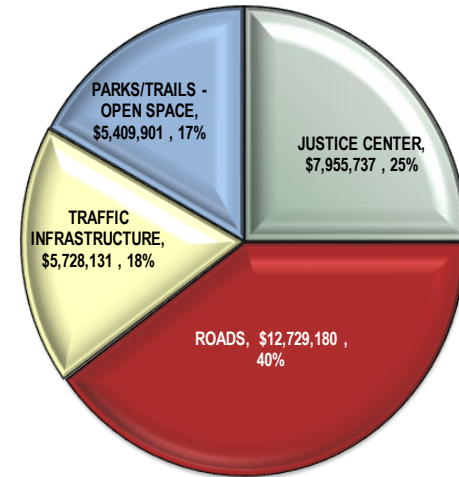
TOTAL SALES AND USE TAX DOLLARS COLLECTED - 2023 BUDGET vs 2023 ACTUAL



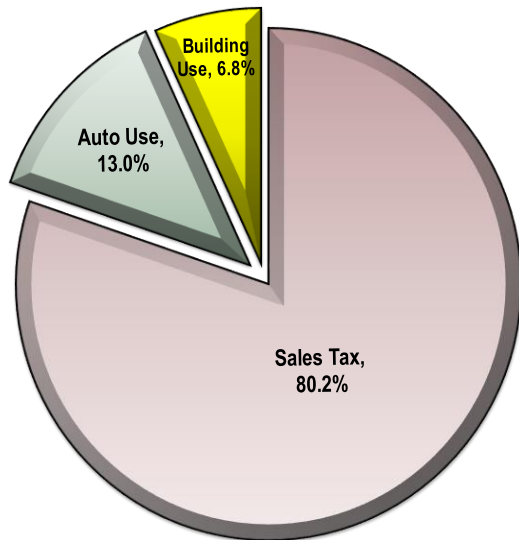
Tax Type	2023 Budget	2023 Actual	2022 Actual	'23 vs '22 YTD %	'23 vs '22 YTD \$ (+/-)
Sales Tax	\$ 26,063,806	\$ 25,536,429	\$ 24,797,320	3.0% *	\$ 739,110
Auto Use	4,013,199	4,133,000	3,926,387	5.3%	\$ 206,612
Building Use	2,385,609	2,153,520	3,778,016	-43.0%	\$ (1,624,497)
<b>TOTAL</b>	<b>\$ 32,462,614</b>	<b>\$ 31,822,949</b>	<b>\$ 32,501,723</b>	<b>-2.1%</b>	<b>\$ (678,775)</b>

\* Sales Tax increase is due to audits for prior periods, totaling \$307,470. True current Year-to-Date Sales Tax is \$25,228,960. '23 Budget vs '23 Actual is a -3.2% decrease overall.

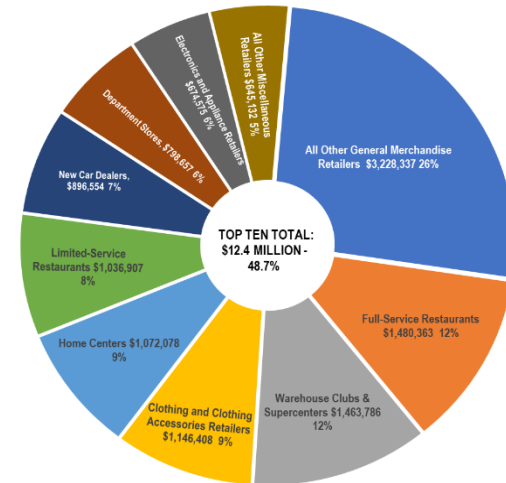
SALES AND USE TAX SUMMARY BY PURPOSE YEAR-TO-DATE  
April 2023 - \$31,822,949



Revenue Sources as a % of Total Taxes Collected

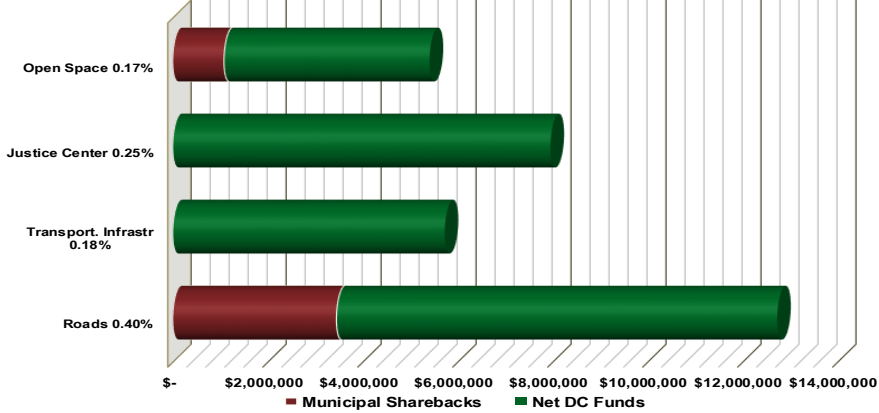


Top Ten North American Industry Code Cumulative % of Sales Tax Revenue Earned Through April  
2023 - Total Sales Tax Collected \$25,536,429



# DOUGLAS COUNTY SALES AND USE TAX COLLECTION STATUS – APRIL 2023 (continued)

Sales & Use Tax Allocation by Fund - April 2023



Through April 2023	Total S&U Tax Collected	Municipal Sharebacks	Net DC Funds	% of Municipal Sharebacks
Roads 0.40%	\$ 12,729,180	\$ 3,449,478	\$ 9,279,702	27.1%
Transport. Infrastr 0.18%	5,728,131	-	5,728,131	0.0%
Justice Center 0.25%	7,955,737	-	7,955,737	0.0%
Open Space 0.17%	5,409,901	1,081,980	4,327,921	20.0%
<b>YTD TOTAL</b>	<b>\$ 31,822,949</b>	<b>\$ 4,531,458</b>	<b>\$ 27,291,491</b>	

Alignment to Board of County Commissioners  
Core Priorities through April 2023 - \$31,822,949

