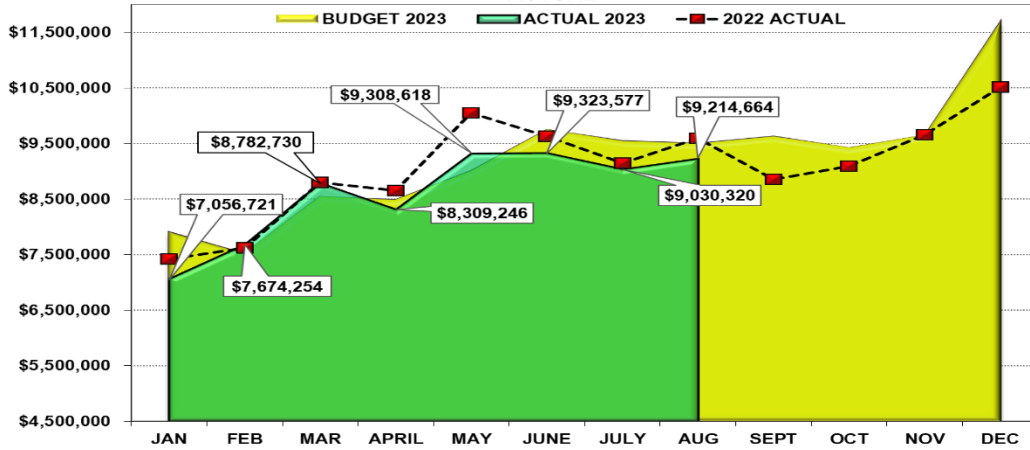
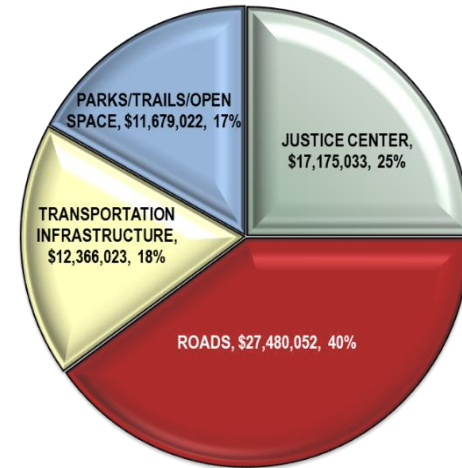


# DOUGLAS COUNTY SALES AND USE TAX COLLECTION STATUS – AUGUST 2023

TOTAL SALES AND USE TAX DOLLARS COLLECTED - 2023 BUDGET vs 2023 ACTUAL



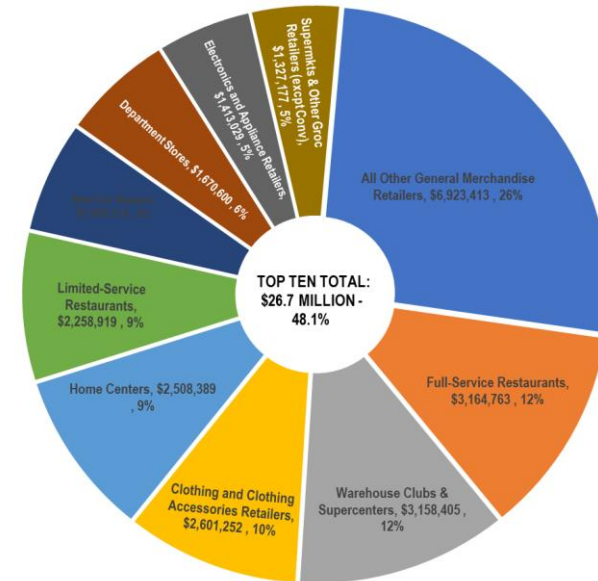
SALES AND USE TAX SUMMARY BY PURPOSE YEAR-TO-DATE  
August 2023 - \$68,700,130



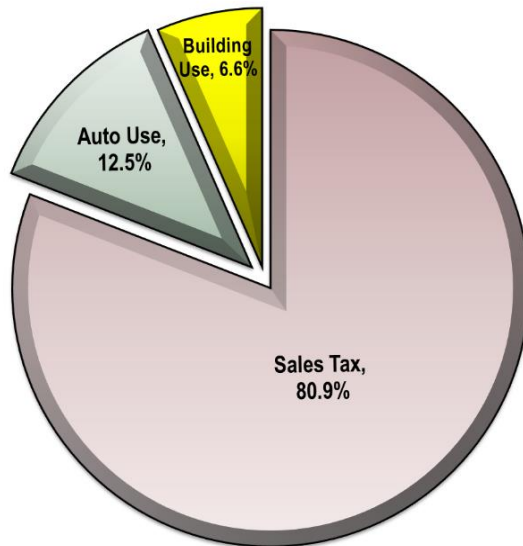
Tax Type	2023 Budget	2023 Actual	2022 Actual	'23 vs '22 YTD %	'23 vs '22 YTD \$ (+/-)
Sales Tax	\$ 57,271,949	\$ 55,592,756	\$ 55,848,669	-0.5% *	\$ (255,913)
Auto Use	8,301,101	8,583,069	8,402,077	2.2%	\$ 180,992
Building Use	4,693,701	4,524,305	6,663,929	-32.1%	\$ (2,139,624)
<b>TOTAL</b>	<b>\$ 70,266,751</b>	<b>\$ 68,700,130</b>	<b>\$ 70,914,675</b>	<b>-3.1%</b>	<b>\$ (2,214,545)</b>

\* Sales Tax decrease is due to audits for prior periods, totaling \$854,015 True current Year-to-Date Sales Tax is \$54,738,741. '23 Budget vs '23 Actual is a -4.4% decrease overall.

Top Ten North American Industry Code Cumulative % of Sales Tax Revenue Earned Through August 2023 - Total Sales Tax Collected \$55,592,756

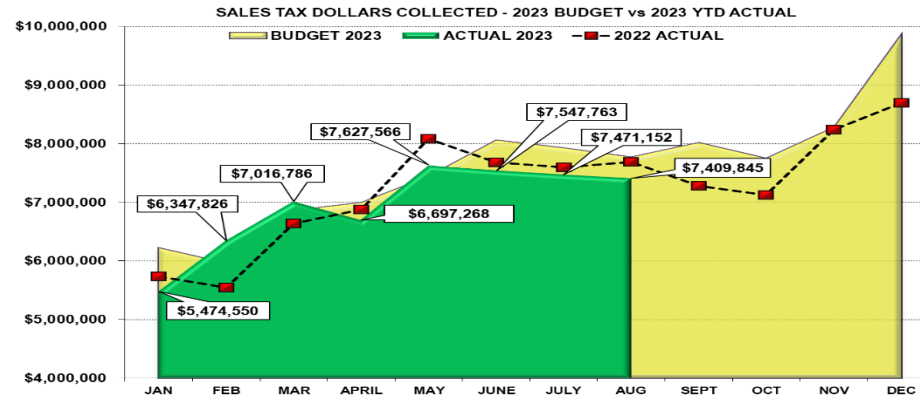
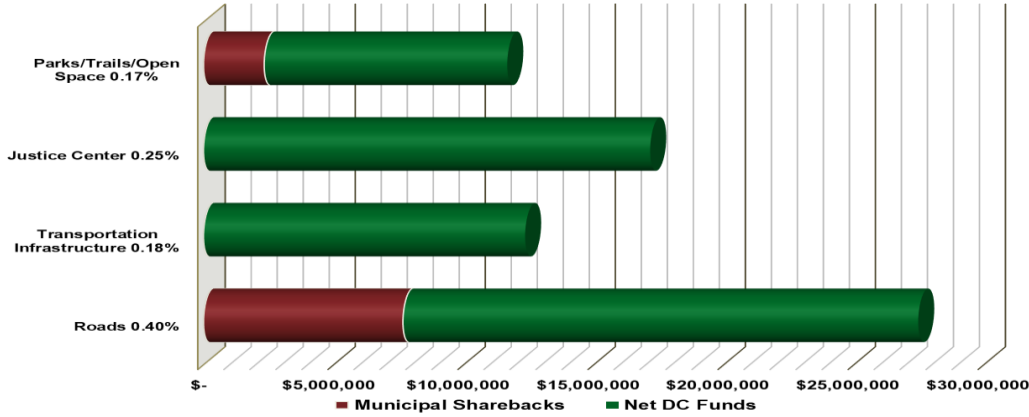


Revenue Sources as a % of Total Taxes Collected

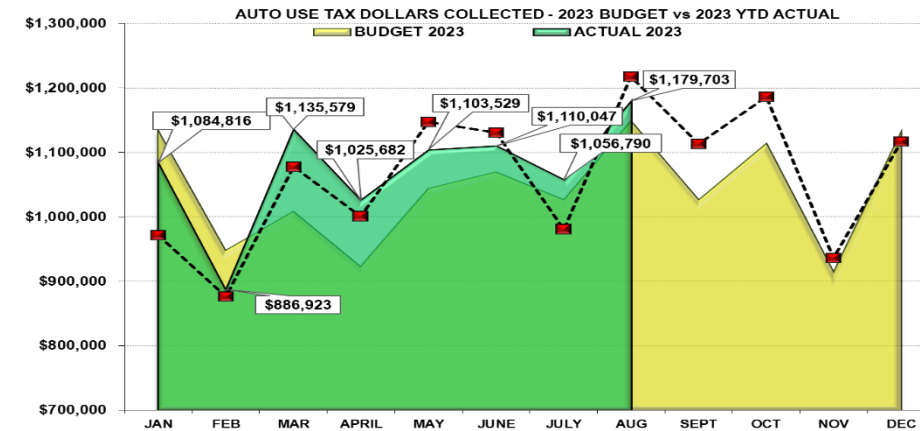


# DOUGLAS COUNTY SALES AND USE TAX COLLECTION STATUS – AUGUST 2023 (continued)

Sales & Use Tax Allocation by Fund - August 2023



Through August 2023	Total S&U Tax Collected	Municipal Sharebacks	Net DC Funds	% of Municipal Sharebacks
Roads 0.40%	\$ 27,480,052	\$ 7,670,220	\$ 19,809,832	27.9%
Transportation Infrastructure 0.18%	12,366,023	-	12,366,023	0.0%
Justice Center 0.25%	17,175,033	-	17,175,033	0.0%
Parks/Trails/Open Space 0.17%	11,679,022	2,335,804	9,343,218	20.0%
<b>YTD TOTAL</b>	<b>\$ 68,700,130</b>	<b>\$ 10,006,024</b>	<b>\$ 58,694,106</b>	



Alignment to Board of County Commissioners  
Core Priorities through August 2023 - \$68,700,130

