

2015 CONSOLIDATED ANNUAL PERFORMANCE EVALUATION REPORT (CAPER)



COMMUNITY DEVELOPMENT BLOCK GRANT PROGRAM
AUGUST 1, 2015 - JULY 31, 2016



 DOUGLAS COUNTY
COLORADO

CDBG

COMMUNITY DEVELOPMENT BLOCK GRANT

www.douglas.co.us

TABLE OF CONTENTS

Main Document

CR-05	Goals and Outcomes	1
	Table 1: Accomplishments	2
CR-10	Racial and Ethnic Composition of Families Assisted	8
	Table 2: Racial and Ethnic Populations	8
CR-15	Resources and Investments	9
	Table 3: Resources Made Available	9
	Leveraging	10
CR-20	Affordable Housing	12
	Table 4: Number of Households	12
	Table 5: Number of Households Supported	12
	Table 6: Number of Persons Served	14
CR-25	Homeless and Other Special Needs	16
CR-30	Public Housing	21
CR-35	Other Actions	22
CR-40	Monitoring	30
	Citizen Participation Plan	31
CR-45	CDBG	32
	Program Changes	32

Appendix

2013-4 Active Project Accomplishments	A
Demographic Data for 2015 Active Projects	B
IDIS Reports of Activity Summary for 2015 Program Year	C
PR03	
PR09	
PR10	
PR26 and Line 19 Detail for PR26	
Matrix of Impediments Addressed by 2015 Projects	D
Risk Assessment Scores	E
Douglas County Low-Income Households Map	F
Douglas County Moderate-Income Households Map	G
Douglas County Persons of Hispanic Origin Map	H
Douglas County Minority Concentration Map	I
Affidavits of Publication	J
Douglas County's 2015 At-Risk Profile	K
2015 Project Management Training Invitation	L

CR-05 - Goals and Outcomes

Progress the jurisdiction has made in carrying out its strategic plan and its action plan. 91.520(a)

Douglas County's allocation of \$889,370 in CDBG funds, along with \$130,638 in reprogrammed funds from previous years, was distributed for the 2015 program year. Of this amount, \$640,641, or 66 percent, has been expended. An amount of \$20,425 in remaining administration funds was reallocated for various public services projects, allowing additional residents to be served. Two active projects from 2013 have been completed. The 2014 Brothers Redevelopment, Inc.'s Housing Rehabilitation Services project and six 2015 projects will continue to be active during the 2016 program year.

All 2015 CDBG-funded projects supported the 2014-2018 Consolidated Plan priorities and goals. Emergency assistance projects received almost 72 percent (95,406) of the public services allocation. Emergency rent, utility, and housing assistance helped to prevent homelessness. The Douglas County Housing Partnership purchased a community-supportive housing unit that is rented at a reduced rate to Douglas County (DC) Cares participants, allowing the family time to reach self-sufficiency.

Transportation services are another high priority need in Douglas County, especially for seniors and persons with disabilities. Neighbor Network and the Parker Senior Center both received funds to support transportation coordinators who schedule rides for seniors. Services provide seniors with access to medical appointments and groceries to meet their basic needs. Neighbor Network recently purchased a wheelchair-accessible vehicle with other grant funds. Seniors are able to continue living at home due to the transportation services available through these agencies.

Two other projects funded with 2015 dollars benefitted residents with disabilities. The Audio Information Network of Colorado provides audio broadcasts of local news and other media for blind and visually-impaired residents. Promise Ranch Therapeutic Riding uses horses to provide therapy to residents with physical, intellectual, and developmental disabilities. These unique services improve the quality of life for residents and allow them to remain connected to their community.

The bulk of the CDBG funds contributed to non-public services projects. Two facility improvements projects were funded in 2015. The D/ETF received \$26,350, in addition to its 2014 allocation of \$175,000, for building renovations. An amount of \$100,790 was awarded to the Parker Task Force (PTF) to pay the water tap fee for its new building. Both projects increased usable square footage and built organizational capacity to serve additional residents. Lastly, two infrastructure projects provided a clean water supply and improved drainage facilities in downtown Castle Rock.

Table 1 compares the number of units or residents served from those estimated in the 2015 Annual Action Plan with actual numbers from annual or project completion reports. Projects that met the Emergency and Support Services goals provided direct assistance to households. Estimates were based on the average amount of money given to each household. However, the actual amount issued is based on need, some clients receive more, while others receive less. The DC Cares program has only expended 23 percent of its

2015 grant allocation. Additional clients will be assisted that are not currently included in Table 1. The Town of Castle Rock's ADA Drainage Improvements project planned to assist an estimated 3,750 residents. When this project was completed, 2010-2014 American Community Survey data was utilized, resulting in a difference of 1,871 residents. The PTF's Water Tap Fee project proposed serving 6,705 residents. The PTF determined that it duplicated clients in its original estimate. Revisions were made resulting in a total of 917 residents. For these reasons, the actual numbers differ from those expected.

Comparison of the proposed versus actual outcomes for each outcome measure submitted with the consolidated plan and explain, if applicable, why progress was not made toward meeting goals and objectives. 91.520(g)

Categories, priority levels, funding sources and amounts, outcomes/objectives, goal outcome indicators, units of measure, targets, actual outcomes/outputs, and percentage completed for each of the grantee's program year goals.

Goal	Category	Source / Amount	Indicator	Unit of Measure	Expected – Strategic Plan	Actual – Strategic Plan	Percent Complete	Expected – Program Year	Actual – Program Year	Percent Complete
Accessible Housing	Affordable Housing Non-Homeless Special Needs	CDBG: \$0	Rental units constructed	Household Housing Unit	10	0	0.00%	0	0	0.00%
Accessible Housing	Affordable Housing Non-Homeless Special Needs	CDBG: \$0	Rental units rehabilitated	Household Housing Unit	5	0	0.00%	0	0	0.00%
Accessible Housing	Affordable Housing Non-Homeless Special Needs	CDBG: \$80,000	Homeowner Housing Rehabilitated	Household Housing Unit	25	7	28.00%	7	7	100%
Affordable Housing	Affordable Housing Non-Homeless Special Needs	CDBG: \$0	Rental units constructed	Household Housing Unit	200	0	0.00%	0	0	0.00%
Affordable Housing	Affordable Housing Non-Homeless Special Needs	CDBG: \$0	Rental units rehabilitated	Household Housing Unit	5	0	0.00%	0	0	0.00%
Affordable Housing	Affordable Housing Non-Homeless Special Needs	CDBG: \$0	Homeowner Housing Added	Household Housing Unit	0	1	100.00%	0	0	0.00%
Affordable Housing	Affordable Housing Non-Homeless Special Needs	CDBG: \$0	Homeowner Housing Rehabilitated	Household Housing Unit	25	0	0.00%	0	0	0.00%

Affordable Housing	Affordable Housing Non-Homeless Special Needs	CDBG: \$0	Direct Financial Assistance to Homebuyers	Households Assisted	150	0	0.00%	0	0	0.00%
Affordable Housing	Affordable Housing Non-Homeless Special Needs	CDBG: \$310,000	Homelessness Prevention	Persons Assisted	0	7	700.00%	7	7	81.00%
Affordable Housing	Affordable Housing Non-Homeless Special Needs	CDBG: \$0	Housing for Homeless added	Household Housing Unit	0	1	100.00%	0	0	0.00%
Affordable Housing	Affordable Housing Non-Homeless Special Needs	CDBG: \$0	Housing for People with HIV/AIDS added	Household Housing Unit	0	0	0.00%	0	0	0.00%
Economic Development	Non-Housing Community Development	CDBG: \$0	Facade treatment/business building rehabilitation	Business	5	0	0.00%	0	0	0.00%
Economic Development	Non-Housing Community Development	CDBG: \$0	Jobs created/retained	Jobs	5	0	0.00%	0	0	0%
Economic Development	Non-Housing Community Development	CDBG: \$0	Businesses assisted	Businesses Assisted	5	0	0.00%	0	0	0%
Emergency Services	Non-Homeless Special Needs Non-Housing Community Development	CDBG: \$55,405	Public service activities other than Low/Moderate Income Housing Benefit	Persons Assisted	3,500	1,495	42.71%	801	615	76.78%
Emergency Services	Non-Homeless Special Needs Non-Housing Community Development	CDBG: \$0	Homelessness Prevention	Persons Assisted	1,600	0	0.00%	0	0	0.00%

Employment Services	Homeless Non-Homeless Special Needs Non-Housing Community Development	CDBG: \$0	Public service activities other than Low/Moderate Income Housing Benefit	Persons Assisted	625	0	0.00%	0	0	0.00%
Infrastructure	Non-Housing Community Development	CDBG: \$264,376	Public Facility or Infrastructure Activities other than Low/Moderate Income Housing Benefit	Persons Assisted	2,250	2,088	92.80%	3,874	2,088	53.90%
Permanent Supportive Housing	Affordable Housing Non-Homeless Special Needs	CDBG: \$0	Tenant-based rental assistance / Rapid Rehousing	Households Assisted	40	0	0.00%	0	0	0.00%
Permanent Supportive Housing	Affordable Housing Non-Homeless Special Needs	CDBG: \$0	Housing for Homeless added	Household Housing Unit	5	0	0.00%	0	0	0.00%
Public Facilities and Improvements	Non-Housing Community Development	CDBG: \$100,790	Public Facility or Infrastructure Activities other than Low/Moderate Income Housing Benefit	Persons Assisted	25,000	15,216	60.86%	5,576	917	16.45%
Supportive Services	Homeless Non-Homeless Special Needs Non-Housing Community Development	CDBG: \$53,000	Public service activities other than Low/Moderate Income Housing Benefit	Persons Assisted	500	4,767	953.40%	411	234	56.93%
Supportive Services	Homeless Non-Homeless Special Needs Non-Housing Community Development	CDBG: \$0	Tenant-based rental assistance / Rapid Rehousing	Households Assisted	25	0	0.00%	0	0	0.00%

Supportive Services	Homeless Non-Homeless Special Needs Non-Housing Community Development	CDBG: \$0	Homelessness Prevention	Persons Assisted	100	0	0.00%	0	0	0.00%
Transportation Services	Homeless Non-Homeless Special Needs Non-Housing Community Development	CDBG: \$25,000	Public service activities other than Low/Moderate Income Housing Benefit	Persons Assisted	50,000	644	1.29%	345	384	111.30%

Table 1 - Accomplishments – Program Year & Strategic Plan to Date

Assess how the jurisdiction’s use of funds, particularly CDBG, addresses the priorities and specific objectives identified in the plan, giving special attention to the highest priority activities identified.

The 2014-2018 Consolidated Plan identifies housing and transportation as two of the highest priority needs in the county. Douglas County works closely with subgrantees throughout the program year to ensure that all projects are moving forward according to the current Annual Action Plan. This includes addressing a CDBG priority, goal and objective.

Affordable, accessible and community-supportive housing are high priorities for the use of CDBG funds. The DCHP purchased two community-supportive housing units, spending 100 percent of its 2014 CDBG allocation. These units are rented to residents participating in the DC Cares program based on an adjusted rate of 30 percent of their monthly income. This housing opportunity prevents homelessness and expands the DCHP’s programs by providing a unique option for residents motivated to obtain self-sufficiency. The remaining \$81,049 of the DCHP’s grant award will provide down payment assistance to eligible residents. Down payment assistance allows first-time qualified homebuyers the ability to purchase a home. BRI conducted minor home repairs in two households for improved safety. One was a female head of household and both of the residents assisted were elderly. Improvements included moving a mailbox for safer access next to the front door, installation of a grab bar, and the addition of a gate at the top of a staircase to prevent falling. These repairs were completed to ensure residents live in a safe, suitable living environment.

Transportation is another high priority need throughout the county. Douglas County CDBG funds contributed to two transportation programs during the 2015 program year. The Parker Senior Center (PSC) and Neighbor Network each received \$12,500 toward the salary of a transportation coordinator. The PSC coordinator scheduled rides for 237 seniors, spending 74 percent of the allocated funds. Neighbor Network provided rides to 147 seniors and their allocation is 100 percent spent. This grant helped leverage \$266,745 in combined Federal Transit Administration, Denver Regional Council of Government, and other foundation funds. Approximately 9,100 trips were provided for seniors and persons with disabilities throughout the county. The majority of these

residents depend on transportation to meet their basic needs, such as accessing groceries or attending medical appointments. Transportation addresses a high priority need and offers transit services to those who have limited resources. These projects addressed Impediment No. 1 of the 2011 Analysis of Impediments to Fair Housing Choice (AI). The impediment states that “there is a shortage of transit opportunities for persons with disabilities, seniors, and low-income residents”. The PSC and Neighbor Network provide transportation directly to this audience, thereby reducing barriers to fair housing choice.

These 2015 projects helped fill a gap in affordable and accessible housing and transportation services by meeting the needs of a small percentage of the county’s population. Additional services and options in both priority needs are critical in addressing the high demand for services. Douglas County’s growing senior population is expected to represent one in four people in the county by the year 2030. Agencies offering transportation services are experiencing increased pressure in meeting the growing needs of its clients. Residents will have a similar experience in securing an available affordable housing unit. The DCHP will continue to inform developers about the need for additional affordable housing and explain funding resources, such as Low-Income Housing Tax Credits.

CR-10 - Racial and Ethnic composition of families assisted

Describe the families assisted (including the racial and ethnic status of families assisted). 91.520(a)

	CDBG
White	16,551
Black or African American	963
Asian	278
American Indian or American Native	305
Native Hawaiian or Other Pacific Islander	133
Other – Multi Racial	2,092
American Indian/Alaskan Native & White	158
Asian & White	79
Black/African American & White	297
American Indian/Alaskan Native & Black/African American	13
Total	20,869
Hispanic	1,895
Not Hispanic	18,974

Table 2 – Table of assistance to racial and ethnic populations by source of funds

Narrative

See Appendix B for a full breakdown of residents assisted, including female head of household, handicapped, and elderly.

CR-15 - Resources and Investments 91.520(a)

Identify the resources made available

Source of Funds	Source	Resources Made Available	Amount Expended During Program Year
CDBG	Public - funding	\$2,237,630	\$640,641

Table 3 – Resources Made Available

Narrative

In the 2015 Annual Action Plan, Douglas County estimated the amount of funds it expected to receive during the five-year Consolidated Plan period. HUD awarded Douglas County with \$889,370 in 2015 CDBG funds. The County calculated the remaining three years of the Consolidated Plan period by averaging its total annual CDBG allocation from the 2004 to 2013 program years. Staff estimated that Douglas County would receive approximately \$2,237,630 in CDBG funds from 2016 through 2018. However, Douglas County is not participating in the 2016 CDBG funding cycle. The County has expended \$640,641 or 20 percent of the estimated \$2,237,630 as of the November 30, 2016 due date of this CAPER. During the 2015 program year, an amount of \$381,069 was created in program income and \$328,852 of that was spent, leaving a remaining \$52,217.

Leveraging

Explain how federal funds leveraged additional resources (private, state and local funds), including a description of how matching requirements were satisfied, as well as how any publicly owned land or property located within the jurisdiction that were used to address the needs identified in the plan.

The CDBG program does not require a dollar-for-dollar match for grants awarded. Douglas County hosts an annual application workshop where the importance of leveraging is stressed and applicants are encouraged to heavily leverage CDBG project funds. Applications are evaluated and score points based on the amount of funds leveraged for their proposed project. Applicants typically leverage CDBG funds with in-kind services, donations, and other local, state and federal grants.

As of 2016, Douglas County no longer receives CDBG funds or Section 8 vouchers directly. The County does not receive HOME, ESG, or HOPWA. Subgrantees work diligently to secure additional funding sources to combine with CDBG funding to increase assistance available to residents in need.

The 13 agencies that comprise the Douglas County (DC) Cares program provide in-kind funds, as well as other grant funds equating to approximately \$1.1 million. This includes \$64,984 in Community Services Block Grant funds received by Douglas County. The Douglas County Housing Partnership (DCHP) is one of the 13 agencies participating in the DC Cares program. Their \$310,000 CDBG award for community-supportive housing was leveraged with DC Cares program funds.

The DCHP applied for and received \$178,131 in HOME funds to match its 2013 CDBG award for down payment assistance. The DCHP received a \$7,500 grant from FirstBank of Colorado and a \$5,000 grant from Chase Bank. The U.S. Department of Housing and Urban Development awarded the DCHP with a \$31,000 Comprehensive Housing Counseling Grant. DCHP's Down Payment Assistance program was further leveraged by \$16,600 in revenues from its Home Buyer Education Class and \$145,200 in general fund contributions. Additionally, DCHP's Revolving Loan Fund totaling \$308,900 was used to fund additional loans and shared equity investments for down payment assistance.

Neighbor Network combined \$12,500 in CDBG funds with the following funding sources: \$147,686 in Regional Transportation District (RTD) and Federal Transit Administration funds, \$51,059 in Denver Regional Council of Government (DRCOG) funds, and \$68,000 in other foundation funds. Funds allowed Neighbor Network to purchase an ADA-accessible vehicle to serve additional clients and a portion provided support to FirstCall, a transportation and resource call center. Additionally, 3,260 trips allowed seniors access to medical appointments, the grocery store, and other essential services.

CDBG funds awarded for rent, utility, and overnight assistance were leveraged in several ways. The Douglas/Elbert Task Force (D/ETF) contributed \$105,812 in staff, volunteer, donations, and in-kind funds for rent assistance. Approximately \$96,572 in other funds and \$99,900 in state and local funds contributed to utility assistance. The D/ETF leveraged \$44,395 in other funds for overnight assistance. St. Vincent de Paul of Castle Rock's rent assistance program used \$7,000 in CDBG funds, along with \$14,645 in other funds.

Promise Ranch Therapeutic Riding (PRTR) pooled its \$10,000 in CDBG funds with \$2,749 in other federal funds and \$57,684 in state and local funds. Clients with physical, intellectual and developmental disabilities were further assisted with \$21,517 in private funds and \$89,602 in other funds.

The PTF received \$100,790 in CDBG funds to pay for its new building's water tap fee. Approximately \$245,000 in state and local funds, more than \$1.2 million in private funds, and \$419,000 in other funds were leveraged in order for this new building to be constructed.

The Audio Information Network of Colorado (AINC) leveraged \$4,748 in state, local, and in-kind funds to serve blind and visually-impaired residents throughout Douglas County.

CR-20 - Affordable Housing 91.520(b)

Evaluation of the jurisdiction's progress in providing affordable housing, including the number and types of families served, the number of extremely low-income, low-income, moderate-income, and middle-income persons served.

	One-Year Goal	Actual
Number of homeless households to be provided affordable housing units	51	40
Number of non-homeless households to be provided affordable housing units	247	187
Number of special-needs households to be provided affordable housing units	100	92
Total	398	319

Table 4- Number of Households

	One-Year Goal	Actual
Number of households supported through rental assistance	391	298
Number of households supported through the production of new units	0	0
Number of households supported through the rehab of existing units	5	2
Number of households supported through the acquisition of existing units	2	19
Total	398	319

Table 5 - Number of Households Supported

Discuss the difference between goals and outcomes and problems encountered in meeting these goals.

The majority of active projects met the anticipated goals and outcomes during the 2015 program year as expected. Five projects either experienced minor changes or experienced unforeseen delays in completing their projects.

Two transportation projects met their goals and outcomes while using their grants for coordinator salaries instead of purchasing a vehicle. Neighbor Network and the Parker Senior Center (PSC) were both awarded \$12,500 for the purchase of an ADA wheelchair-accessible vehicle and a shuttle bus, respectively. Neighbor Network was awarded funds from the Regional Transportation District, allowing them to purchase the ADA vehicle without the use of CDBG funds. The PSC had an opportunity to purchase the shuttle bus prior to signing a contract for 2015 CDBG funds. For these reasons, both organizations requested to use the grant funds to pay a portion of their transportation coordinator's salary. The purpose of the awards was to increase the transportation options and services within the county, which did not change. Both organizations served the same number of clients through their transportation programs, as originally intended.

The Douglas County Housing Partnership (DCHP) requested \$310,000 in 2015 CDBG funds to purchase two community-supportive housing units for the Douglas County (DC) Cares program. The DCHP expended \$228,952 of the grant to purchase a condominium in Castle Rock. The

remaining \$81,049 was inadequate to purchase a second unit, and was shifted to down payment assistance. The \$81,049 is expected to assist four households with down payment assistance. These funds addressed the County's greatest need, which is affordable housing. The condominium allows families participating in the DC Cares program to rent at 30 percent of their household income. Down payment assistance helps families afford to purchase their first home. CDBG funds awarded to the DCHP helped to foster and maintain affordable housing in the county.

Brother's Redevelopment, Inc. (BRI) received \$80,000 in 2014 CDBG funds for Housing Rehabilitation Services. Extensive outreach efforts were conducted to reach homeowners. BRI publicized the availability of rehabilitation services through specific organizations that serve income-eligible clients most likely to need housing repairs or accessibility features installed. BRI has offered similar housing rehabilitation services in other jurisdictions, but this program is fairly new to Douglas County. Developing the program took longer than anticipated, but two qualified households have now been assisted and more applications are coming in. These funds help clients afford the necessary repairs and improvements to make their home a safe living environment. Repairs and improvements foster and maintain affordable housing by allowing residents to remain in their homes longer. Without these services, residents may have had to move, which could have resulted in increased rental or housing costs.

Several factors inhibited Sedalia Water and Sanitation District (SWSD) from moving forward with their 2015 water system improvements project. Referral responses from the Environmental Review resulted in the need for a cultural survey. SWSD did not have the financial means to conduct a cultural survey and discussed possible options with CDBG staff. Staff plans to use CDBG administrative funds to pay for the survey, allowing the Environmental Review to proceed. A contract will then be prepared and signed and SWSD will complete the project. This project fosters and maintains affordable housing by ensuring a clean and sustainable water supply for the community. The SWSD conducted a survey of residents living within its district and determined that 55 percent are low- and moderate-income households.

Discuss how these outcomes will impact future annual action plans.

The general outcomes expected are to improve self-sufficiency and increase transportation and housing opportunities for income-eligible residents. These outcomes would not have an impact on future annual action plans. The CDBG Advisory Board awards projects based on these expectations and factors in multiple criteria when reviewing applications and awarding funds. Project outcomes from previous program year's are considered during the evaluation process. The Advisory Board scores applicants on the timeframe by which funds were spent, and if reports were submitted on time and with accuracy.

An organization's ability to spend down funds within a timely manner can affect future funding awards. The U.S. Department of Housing and Urban Development (HUD) annually reviews Douglas County's draw ratio. The County cannot have more than 1.5 times the annual allocation in its line of credit. The Advisory Board and staff note the reasoning behind project delays. The CDBG Advisory Board also pays close attention to the number of residents served through the project.

The Advisory Board is supportive of high-performing programs that score well during the evaluation of the applications. Funds are often granted to programs offering services that are in high demand and have a significant success rate among clients. For example, a large number of families are referred to the DC Cares program, demonstrating a need for services leading to

self-sufficiency. The 13 participating DC Cares agencies review applications and determine which families are the best fit for the program. These families are informed of the six- to nine-month commitment they must agree to and the expectations associated with program participation. Of those who have completed the program, 76 percent report having increased employment, 75 percent obtained housing, and 64 percent have successfully become self-sufficient. These outcomes demonstrate the positive impact this program has in our community.

CDBG funds are unlikely to be awarded for minor home repair projects in the future as they have consistently demonstrated low performance in Douglas County. Over the years, funds have been granted to a variety of organizations offering eligible homeowners the opportunity to have home improvements conducted at no cost. Programs of this nature are very helpful for seniors and persons with disabilities who benefit from home modifications that increase access and safety. Some organizations, like BRI, went to great lengths to market the program to target audiences to increase program interest. These organizations found it challenging to secure eligible clients and spend down funds. These services do not appear to be in high demand at this time.

Include the number of extremely low-income, low-income, and moderate-income persons served by each activity where information on income by family size is required to determine the eligibility of the activity.

Number of Persons Served	CDBG Actual
Extremely Low-income	11,009
Low-income	5,165
Moderate-income	2,101
Total	18,275

Table 6 – Number of Persons Served

Narrative Information

Douglas County's actuals for Table 4 were calculated in the following manner:

- **Homeless Households Provided Affordable Housing Units (40 total):** Hotel vouchers were provided by the D/ETF (45 households, 18 with disabilities) and DC Cares (10 households). The DCHP assisted 3 households with community-supportive housing. This equals a total of 58 households. However, 18 of those served were persons with disabilities. This number was subtracted and included with the special needs households.
- **Non-Homeless Households Provided Affordable Housing Units (187 total):** The following organizations provided affordable housing units: D/ETF rent and utility (162 households; 64 with disabilities), PTF rent and utility (15 households, 4 with disabilities), SVdP rent (28 households), DC Cares (38 households, 3 with disabilities), BRI housing rehabilitation (2 households), and DCHP down payment assistance (16 households; 3 with disabilities). A total of 261 non-homeless households were assisted. Of the 261 households that received assistance, 74 had a person with disabilities. This number was subtracted from the total and included with the special needs households.
- **Special Needs Households to be Supported (92 total):** The number of persons with disabilities served from each of the categories above totals 92.

Actuals for Table 5 were calculated in the following manner:

- **Households Supported through Rental Assistance (298 total):** A total of 298 households were assisted through the following organizations to maintain housing: the

D/ETF rent, utility and hotel (207 households), PTF rent and utility (15 households), SVdP rent (28 households), DC Cares housing assistance (48 households).

- **Households Supported through Rehabilitation of Existing Units (2 total):** BRI served two households.
- **Households Supported through Acquisition of Existing Units (19 total):** The DCHP assisted 16 households with down payment assistance and three households were assisted with community-supportive housing.

The number of persons served at the income levels identified in Table 6 include all active 2013, 2014, and 2015 projects. Douglas County served 200 residents who were non low- and moderate-income residents (80 percent of the area median income and above). These residents live within the project area boundaries, are seniors, and persons with disabilities.

CR-25 - Homeless and Other Special Needs 91.220(d, e); 91.320(d, e); 91.520(c)

Evaluate the jurisdiction's progress in meeting its specific objectives for reducing and ending homelessness through:

Reaching out to homeless persons (especially unsheltered persons) and assessing their individual needs

The immediate goal is to identify homeless individuals and families to assess their needs and link them to appropriate available services. Douglas County coordinates with the Metropolitan Denver Homeless Initiative's (MDHI) Point-in-Time (PIT) Survey to identify homeless persons. The "Strive to Thrive" event, planned in conjunction with the PIT Survey, offers an opportunity to provide on-site services and beneficial information to residents in need. Assessment of their needs is an ongoing process through the services provided by the Douglas County Department of Human Services, DC Cares, and local non-profit organizations.

A substantial amount of outreach ensures a more accurate representation of homelessness in the PIT Survey. The survey's purpose is to count the number of HUD-defined homeless people on one specific night. The MDHI selects the last Monday in January to conduct this count. The County coordinator for the PIT Survey works with the Community of Care Network (CCN) to distribute and collect surveys. The CCN consists of over 35 agencies that collaborate to address issues of poverty and homelessness in the county.

Approximately 25 to 30 CCN agencies host a booth at the annual "Strive to Thrive" event to inform homeless and vulnerable residents about services. This event serves as an avenue for disseminating and collecting PIT Surveys. "Strive to Thrive" is promoted through local newspaper ads and agency websites. CCN agencies notify clients about the event by providing posters and postcards in both English and Spanish. These materials, along with free transportation, ensure that residents are equally informed and have access to attend the event.

The January 26, 2016 "Strive to Thrive" event provided information that generally meets the transportation, employment, supportive, and emergency services goals. Organizations assessed homeless and vulnerable residents to determine what resources would best meet their needs. Referrals for critical services were offered. Veterans were evaluated with the Vulnerability Index-Service Prioritization and Decision Assistance Tool. The purpose of the evaluation is to identify participants for specific housing and support intervention. Local agencies distributed surveys throughout the week asking respondents where they spent the night on January 25. The County coordinator gathered surveys from all agencies and provided them to the MDHI for analysis.

Residents who chose to visit a non-profit or government agency after the "Strive to Thrive" event were further assessed. Depending on eligibility and individual needs, they may be given food, a motel voucher, or rent assistance. Douglas County also refers clients to Denver metro agencies, if necessary.

Survey results and client assessments allow Douglas County and other agencies to better understand the factors leading to homelessness and improve services. HUD's definition of homelessness is narrowly focused and doesn't account for residents who are truly vulnerable to becoming homeless. Douglas County's largest homeless population lives in unstable situations,

such as staying temporarily with family or friends. Data collected aids in future planning efforts. Data indicates the type of housing that would be most beneficial, such as an emergency shelter, supportive- or permanent-housing, and any specialized services. Analyzing surveys helps agencies assess if a particular demographic has a higher number of people experiencing homelessness. Agencies can collaboratively brainstorm ideas, reach out to this specific demographic, and implement services to help these residents out of poverty. HUD distributes federal dollars providing housing support for homeless populations. The MDHI uses these funds to execute the Continuum of Care homeless service delivery system.

Addressing the emergency shelter and transitional housing needs of homeless persons

Recent data from the 2015 American Community Survey (ACS) revealed that 3.5 percent of the population (11,151 people) had incomes below the poverty level. Sixteen percent of the population (44,385 people) has low- or moderate-incomes, according to the ACS 5-year 2006-2010 Low- and Moderate-Income Summary Data. Douglas County assists at-risk residents to prevent them from becoming chronically homeless and in need of an emergency shelter or transitional housing. When averting homelessness isn't possible, organizations collaborate to provide shelter and services to the most vulnerable residents.

According to the January 26, 2016 PIT Survey results, 65 people experienced homelessness in Douglas County. The low survey results give the impression that homelessness is not a serious issue. Douglas County's homeless population largely consists of residents who are temporarily living with friends or family, or in a hotel or vehicle. These residents are not included in the PIT Survey as they do not meet HUD's definition of homelessness. The County and local agencies have served an influx of residents in need that greatly exceeds 65 people. Douglas County School District alone identified 676 homeless students during the 2015-2016 school year, 499 of which attended schools within county boundaries. Many organizations in the county share concerns regarding the number of residents who are at risk of becoming homeless.

Douglas County's emergency shelter is shifting away from a traditional short-term shelter to providing long-term community-based advocacy. The Crisis Center serves women, men, and children in need of domestic violence support and provides critical resources. This new approach will continue to provide a safe environment for clients through motel vouchers or rent assistance. The current 28-bed shelter will be renovated to retain seven beds for residents from the 18th Judicial District catchment area who are in imminent danger. Clients will benefit from a more transitional housing option that includes intensive case management, support and advocacy.

Motel vouchers offer an alternative to emergency shelters. The Douglas County Department of Human Services, the Douglas/Elbert and Parker Task Forces, local law enforcement, and local churches provide vouchers for overnight and short-term emergency shelter. The Douglas/Elbert Task Force (D/ETF) received \$5,000 in 2015 CDBG funds, assisting 45 households (73 residents) with overnight lodging assistance. Motels have become a form of affordable, transitional housing for many Douglas County residents.

Faith-based organizations have established a Winter Shelter Network with churches offering their facilities as a shelter for women and children. The shelter location rotates among churches and operates from November through March. Clients will be assessed to determine if domestic violence or other dangers pose a concern. Motel vouchers may be provided for these circumstances. Men will be directed to a local non-profit organization where they will receive a

motel voucher from an existing program and additional resources. The Winter Shelter Network opened for the first time on November 1, 2016.

The Douglas County Housing Partnership (DCHP) purchased four community-supportive housing units that offer transitional housing for families participating in the Douglas County Cares program. Each housing unit is typically rented for six months up to a year, depending on the family's specific circumstances. Additional resources are provided to assist families in obtaining and maintaining self sufficiency.

Douglas County works closely with other jurisdictions and organizations in monitoring the needs of residents. Agency collaboration and data sharing allows Douglas County to make informed decisions about shelter and housing in the future.

Helping low-income individuals and families avoid becoming homeless, especially extremely low-income individuals and families and those who are: likely to become homeless after being discharged from publicly funded institutions and systems of care (such as health care facilities, mental health facilities, foster care and other youth facilities, and corrections programs and institutions); and, receiving assistance from public or private agencies that address housing, health, social services, employment, education, or youth needs

Douglas County introduced a Reintegration Program designed to reduce recidivism. The program prepares offenders with the necessary resources prior to being released from jail. This prevents offenders from leaving the jail without the means to meet their basic needs. Inmates are informed of the local non-profit organizations that offer donated food and temporary shelter. Arapahoe/Douglas Works! assigns staff to provide employment education in the jail. A Human Services eligibility technician works at the jail twice a week enrolling inmates in the Medicaid program. Medical coverage and medications are made available at the time the inmate is released. Out of the 542 inmates assisted through this program in 2015, 20 percent requested mental health treatment and 32 percent requested intensive substance abuse treatment. Preparing inmates for release and organizing mental health or substance abuse treatment can help to resolve the core problems associated with recidivism.

The Juvenile Assessment Center (JAC) involves multiple agencies working cohesively to provide early intervention and assessments to improve access to services for at-risk youth. Youth assessments evaluate social, emotional, and behavioral needs, which are then addressed through case management. A single point of contact for all services is provided to prevent or reduce at-risk, delinquent and truant behavior. This approach diminishes the amount of time officers need to address youth in crisis. The JAC partners with the newly formed Family Resource Pavilion (FRP) that serves both Arapahoe and Douglas County residents. The FRP has a total of 12 beds available with three reserved for Douglas County clients. Children are housed at the FRP and work with staff and their families to overcome behavioral issues. The FRP eliminates the need for clients to travel to various locations for services as all community partners assist clients on site. This coordinated network of support streamlines services, removes duplicative efforts, and improves communication among providers.

The Chafee Foster Care Independent Living Program helps youth transition from foster care to independent living. Shiloh House administers this program on Douglas County's behalf. They assist current or former foster care youth ages 18 to 22. The County currently has nine clients involved in the emancipation process that work with Shiloh House on applying for affordable housing and developing life skills. Arapahoe/Douglas Works! offers a Youth Employment

Program, as well as guidance on job searching and resume writing. Temporary Assistance for Needy Families (TANF) funds can be used to pay for a case manager to work with youth in creating an individualized case management plan. These programs provide clients with access to the resources and support necessary to transition them into adulthood.

The AllHealth Network (AllHealth), previously called Arapahoe/Douglas Mental Health Network, offers substance abuse and mental health services to families, adults, and children. AllHealth offers housing options through Section 8 vouchers and rental apartments for eligible clients. Treatment and temporary housing is available for residents due to medical necessity. A weekly Housing 101 class shares strategies on how to find housing for people with mental health illnesses, particularly in this tight market.

Helping homeless persons (especially chronically homeless individuals and families, families with children, veterans and their families, and unaccompanied youth) make the transition to permanent housing and independent living, including shortening the period of time that individuals and families experience homelessness, facilitating access for homeless individuals and families to affordable housing units, and preventing individuals and families who were recently homeless from becoming homeless again

Douglas County initiated several programs to develop additional housing options and increase services for the homeless population. Inter-agency data sharing is helpful in identifying gaps and barriers, making strategic decisions, and creating a more effective and efficient system.

Collaboration led to the creation of DC Cares, a program that increases opportunities for homeless and vulnerable residents. Providers participating in the program share their unique areas of expertise and leverage funds to assist clients. Douglas County provides staff and administrative support through general funds. The Community Services Block Grant (CSBG) funds, which increased by \$15,000 in 2016, are used for direct client assistance. These funds, along with CDBG dollars, are primarily used for housing and employment support. This enables clients to address other barriers needed to maintain housing after completing the program.

An existing barrier for homeless families in the Denver metro area is finding a willing property manager to accept Section 8 vouchers. This issue is being addressed regionally by Housing Connects, and locally by the DCHP. They plan to increase the housing options available by building relationships and working closely with property managers to encourage them to accept Section 8 vouchers. Another barrier residents with a poor credit history face is that they are not considered when applying for a rental unit. As clients progress through the DC Cares program, they will begin to improve their credit score, making it easier to secure housing and employment in the future.

Few housing options exist for residents earning below 60 percent of the AMI. For this reason, the DCHP works with developers to communicate the need for these units. The DCHP coordinated with the developer of a Low-Income Housing Tax Credit property to reserve four units for residents at 40 percent of the AMI. Construction of this apartment complex in unincorporated Douglas County is currently underway. Apartment units that accept residents at lower AMI levels help families transition out of homelessness.

The Douglas County Department of Human Services administers the TANF program to maintain unified families and prevent homelessness. Funding depends on family size and must include a 19-year-old or younger living in the home. Adults are required to demonstrate they are working, searching for employment, or enrolled in school, in order to receive the monthly payment. The

Basic Cash Assistance program provides eligible clients with a small cash benefit (\$300 to \$500) for rent or other purposes. The TANF Diversion program allows clients to receive a more substantial benefit. The advantage of this program is the flexibility for which funds can be used, such as housing assistance or costly car repairs. The end result is families are provided stable housing and a suitable living environment where they can thrive.

CR-30 - Public Housing 91.220(h); 91.320(j)

Actions taken to address the needs of public housing

Douglas County does not have any public housing.

Actions taken to encourage public housing residents to become more involved in management and participate in homeownership

N/A

Actions taken to provide assistance to troubled PHAs

N/A

CR-35 - Other Actions 91.220(j)-(k); 91.320(i)-(j)

Actions taken to remove or ameliorate the negative effects of public policies that serve as barriers to affordable housing such as land use controls, tax policies affecting land, zoning ordinances, building codes, fees and charges, growth limitations, and policies affecting the return on residential investment. 91.220 (j); 91.320 (i)

Douglas County spearheaded efforts to eliminate problems in Colorado construction defect law. The current Colorado law inhibits the construction of owner-occupied, multi-family housing. Legislative resolution would assist in allowing more owner-occupied, multi-family housing to be built. In addition, the County has drafted a plat note meant to encourage developers to build multi-family housing while potentially limiting extraordinary litigation costs. The County plans to continue supporting this effort to further affordable and accessible housing for residents.

Douglas County staff attend pre-submittal meetings for applicants proposing to develop land. Community Resource Services staff assesses the viability of projects that include an affordable housing component and offer recommendations for leveraging funds. Staff provides applicants with pertinent contact information that might benefit the proposal. For example, the Douglas County Housing Partnership (DCHP) might be able to apply for HOME funds or issue Private Activity Bonds for the project. Applicants can request permit fee waivers from local jurisdictions to reduce building costs.

The DCHP was formed in 2004 to increase affordable housing options in the county. The agency has ongoing discussions regarding internal policies and implementation strategies to increase the number of affordable units in the county. Developers are often referred to the DCHP from developers who have completed projects in the county, local jurisdictions, and financial institutions. Collaboration among these agencies increases creative ideas in addressing barriers and establishing programs to increase affordable housing opportunities.

Douglas County works with developers to facilitate their applications for Low-Income Housing Tax Credits (LIHTC) and Private Activity Bonds (PABs). The DCHP was awarded 2015 CDBG funds to purchase a community-supportive housing unit and provide down payment assistance to eligible first-time homebuyers.

The DCHP continues to engage in ongoing discussions with developers to ensure affordable housing is built. Construction of the Copper Steppe Apartments in unincorporated Douglas County is currently underway. The DCHP worked with the Copper Steppe developer to reserve four apartment units for residents earning 40 percent of the area median income (AMI). The remainder of the units will be available to residents earning 60 percent of the AMI. Completion will result in 264 additional units of affordable housing. The DCHP plans to schedule meetings with each of the local jurisdiction's planning departments to discuss increasing affordable housing throughout the county.

The Douglas County Comprehensive Master Plan includes objectives and policies that guide the review of land use applications in the county. Two objectives related to attainable housing include:

- Objective 6-1D: Promote the development of attainable housing, and
- Objective 6-1E: Create incentives for, and remove barriers to, attainable housing.

For the Copper Steppe application, Douglas County made its private activity bond allocation available to the project, in keeping with Policy 6-1D.5, which states that the County should “support attainable housing in municipalities and use the County’s allocation of PABs, when appropriate, to assist this effort.” Additionally, the Master Plan contains Policy 6-1E.3, which seeks to “promote flexible standards to encourage attainable housing.” Through the review of the Copper Steppe application, the applicant proposed, and Douglas County granted an alternate parking standard for the development. The alternate standard, which was equivalent to the Town of Parker’s parking requirement, increased the feasibility of the development on the site.

Actions taken to address obstacles to meeting underserved needs. 91.220(k); 91.320(j)

A combination of two grants from the Denver Regional Council of Governments (DRCOG) benefitted seniors by allowing them to remain safely in their homes. Many seniors have the vitality to live independently, but cannot feasibly handle all of the work associated with owning a home. Vision challenges and hearing loss are common issues for seniors, making it difficult to drive or maintain a home. Douglas County signed contracts with eight different providers in four service areas. Seniors received 9,100 one-way trips to medical appointments, the grocery store, and senior center between July 2015 to June 2016. Seniors took advantage of 3,822 hours of homemaker and 714 hours of chore and handyman services creating a more suitable living environment. Adult day care services offered 2,678 hours of respite to family members and caregivers.

Seniors, people with disabilities and low- and moderate-income residents are often transit dependent. In March 2016, a consultant presented a countywide Transit Services Demand Analysis to Douglas County. The analysis outlines a transportation needs assessment and summary of findings. Data collected demonstrates transit service needs and areas where services are in high demand. The County plans to discuss options before determining next steps.

The Regional Transportation District (RTD) awarded the County \$135,000 in local funds. Half of the funding allocation will be used to support an estimated 2,260 trips for low- and moderate-income residents accessing employment and critical services. This is valuable for residents who do not qualify for transportation under existing grant-funded programs. A portion of these funds will be awarded to a transportation provider to purchase an ADA-accessible vehicle. In 2015, RTD funds were awarded to Neighbor Network for the purchase of an ADA vehicle. To date, the new vehicle has provided 1,134 trips. Douglas County’s goal is to increase transit providers’ ability to provide trips, which is why another ADA vehicle purchase will be granted in 2016. RTD funds also contributed to First Call, an information and assistance call center. First Call operators aid approximately 1,400 callers a month with information related to transit services, senior housing, medical resources, and other local services. Operators can schedule trips for Neighbor Network clients and provide referrals to other transit agencies. Additionally, the County distributed \$93,000 in Developmental Disability Mill Levy (DDML) funding to transit agencies that provide trips for residents with disabilities. The program cycle for using these funds began in October 2016.

The Colorado Department of Transportation (CDOT) awarded the County \$202,472 for capital operating and \$175,050 for mobility management in Federal Transit Administration (FTA) funds. Capital operating funds provide on-demand transportation trips for older adults and adults with disabilities. Mobility management funds pay the salary for Douglas County’s mobility manager

who oversees the County's transportation programs. The manager also is responsible for the administration of Douglas County Transit Solutions' Local Coordinating Council.

Douglas County also discussed options with the faith-based community regarding sheltering the homeless during the winter months. After many lengthy conversations and additional outreach, the Winter Shelter Network was established. Faith-based organizations began offering their facilities on a rotational basis to serve as a shelter for homeless women and children beginning on November 1, 2016 and will continue through March 2017. Homeless men may receive access to resources and a motel voucher.

Actions taken to reduce lead-based paint hazards. 91.220(k); 91.320(j)

Vox Media worked with the Washington State Department of Health to map lead exposure risk nationally by census tract. Housing and poverty data were used to calculate areas of risk. Douglas County received low lead risk scores of one or two out of a possible 10. An article describing the map and data used stated, "Areas of the country with lower risk are typically located in less populated Western states like Nevada, Arizona, or Colorado, where more than 25 percent of the areas have a lead risk score of 1."

The populations most at risk for lead poisoning are children between the ages of six months to six years living in a pre-1978 home. The Colorado Department of Public Health and Environment's (CDPHE) Disease Control and Environmental Epidemiology Division is responsible for overseeing lead-based paint abatement, pre-renovation notification, and the certification of lead professionals in the state of Colorado. In 2014, the CDPHE tested blood lead levels for 16,555 children ages six years and under from throughout the state. Out of the 16,555 children tested, a total of 373 had blood lead levels greater than or equal to 5 ug/dL. CDPHE also provides data specific to each county. Tests were conducted on 481 Douglas County children under six years of age in 2014. Five cases of blood lead levels were greater than or equal to 5 ug/dL from the age group tested. The CDPHE recommends different types of follow up based on the results of their lead level. Tri-County Health Department performs home investigations on children with confirmed elevated blood lead levels.

Lead-based paint hazards are minimal in Douglas County because 81 percent of the housing units were built after 1990. Douglas County has approximately 6,100 housing units that were built prior to 1978, the year lead-based paint was banned nationwide for consumer use. These homes are potential sources of exposure to lead-based paint. While 6,100 homes is a relatively small number, the residents who live in these homes are potentially at risk of lead poisoning.

Exposure to lead hazards can lead to lower intelligence, learning disabilities, and behavioral issues. Adults exposed to lead hazards can suffer from high blood pressure, headaches, and memory loss. In addition, populations living below the poverty level are more likely to have other factors that increase their risk of lead poisoning. Risk factors include poor nutrition and sub-standard housing.

Actions taken to reduce lead-based paint hazards included:

- Ensuring safe lead-based paint work practices met HUD and EPA requirements for any residential units that received funding through the CDBG program.
- Screening all residential units built prior to 1978 for lead-based paint hazards when those homes received rehabilitation services through CDBG-funded activities.

Actions taken to reduce the number of poverty-level families. 91.220(k); 91.320(j)

According to the 2015 American Community Survey 1-Year Estimates, 3.5 percent of the population had incomes below the poverty level. The population with incomes below two-times the poverty rate is 9 percent or 28,903 people. Douglas County is committed to reducing the number of poverty-level households by supporting programs that improve self-sufficiency, reduce barriers to affordable housing, and decrease the number of homeless families. Poverty is a complex problem that is best addressed with a multi-faceted approach. These obstacles are addressed through the comprehensive approach offered by DC Cares.

Douglas County invests resources to reduce the number of poverty-level families through the DC Cares program. This partnership has grown from four to 13 organizations. Participating families are assigned a facilitator from the agency best suited to meet their needs based on their assessment. Case managers work closely with families in acquiring stable housing and increasing employment opportunities. The program also addresses other barriers such as unreliable child care, health problems, and lack of transportation. Participants are comprised of the DCHP, the Douglas County School District, AllHealth Network, Bridge of Hope, Catholic Charities of Central Colorado, Cherry Hills Community Church, Crisis Center, Parker Task Force, Southeast Community Outreach, and the Church of the Rock. Each agency contributes their own unique set of skills, along with leveraged funds, enabling the program to serve additional clients. Families benefit from the coordination between all partner agencies.

Temporary Assistance for Needy Families (TANF), RTD, and DDML funds also assist in reducing poverty. TANF-eligible residents must demonstrate that they have a job, are searching for a job, or are receiving education that provides job skills. Residents without access to a vehicle, or who are not located near an RTD service area, can take advantage of grant funds to get to and from work. Douglas County received RTD funds to provide an estimated 2,260 trips for low- and moderate-income residents to access employment. Douglas County set aside approximately \$90,000 in DDML funds for employment-related transportation. Organizations apply for these funds by submitting a proposal stating why the funds are needed.

The Douglas County Sheriff's Office supports alternative placement for sentencing through its Work Release Program. Incarcerated individuals are afforded the opportunity to continue working while serving their sentence. This allows them to maintain their current job, provide for their family, and reduces the possibility of them falling into poverty. This approach eliminates the need to secure a new job or housing after being released from jail.

The following actions also facilitate reduction in the number of poverty-level families:

- Provided \$40,000 in 2015 CDBG funds for housing assistance to DC Cares families.
- Distributed \$55,400 in 2015 CDBG funds for emergency assistance programs.
- Awarded non-CDBG funds to transit agencies to provide work-related rides to low-income residents.
- Encouraged subgrantees to apply for additional grant opportunities.
- Provided technical assistance to subgrantees, as needed.
- Promoted grant opportunities, network events, and training sessions to local organizations.
- Encouraged organizations to collaborate, share resources and leverage funds to serve additional clients.

Actions taken to develop institutional structure. 91.220(k); 91.320(j)

Douglas County's Board of County Commissioners (BCC) serves as the legislative, policy-making and administrative body governing the unincorporated areas of Douglas County. The BCC performs legislative, executive and quasi-judicial functions, which includes establishing policies to ensure the safety, health, and well-being of the community.

The BCC appoints a County manager to carry out the policy directions of the Board and to supervise and coordinate the work of department staff under direct control of the Board. The Department of Community Development is one of these departments.

The Community and Resource Services Division within the Community Development Department oversees several grant programs that benefit the Douglas County community. The division administers the CDBG and Community Services Block Grant programs, as well as grant funds received from the Colorado Department of Transportation, FTA, DRCOG, RTD, and DDML. These dollars predominantly assist low- and moderate-income residents, seniors, and persons with disabilities. The goals of these grant programs align with several programs offered through the Human Services Department.

The Integrated Services Work Group was initiated and includes representatives from eight County departments that manage grant-based programs. Representatives from each department meet to present program information and share program knowledge. This is useful when referring clients to the appropriate agency for services. The meetings provide opportunities to collaborate on projects, avoid duplication of services, and allow for development of best practices.

Continuing actions demonstrate Douglas County's commitment to developing institutional structure:

- Work with the Partnership of Douglas County Governments.
- Implement goals, objectives, and policies to support, encourage, and promote a variety of housing options through Douglas County's 2035 Comprehensive Master Plan (CMP).
- Support programs that provide safety net services.
- Facilitate and foster partnerships to broaden the services available to residents.
- Provide updates to the CDBG Advisory Board on the progress of subgrantees, new rules and regulations from HUD, and fair housing information.
- Implement the 2014-2018 Consolidated Plan and the 2015 Annual Action Plan for the CDBG program.
- Ensure clients benefit to the fullest extent from the resources available through inter-departmental coordination.

Actions taken to enhance coordination between public and private housing and social service agencies. 91.220(k); 91.320(j)

Douglas County Human Services expanded its presence throughout the county to make services more accessible to residents. A/D Works! and Human Services staff an office once a week at the Parker Task Force and three to four days per week at the Douglas County Detention Center. Clients can receive employment-related assistance and help completing eligibility paperwork for services. The goal is to reduce recidivism by ensuring services and resources are available when inmates are released. Once a month, Human Services accepts

applications and answers questions at the Castle Rock Senior Center. Broadening services strengthens relationships with residents and local organizations.

The County's connections with the faith-based community increased the number of families interested in fostering a child. With few local foster care families, children are often placed with families in Arapahoe and Jefferson Counties, which are part of our three-county collaborative. Douglas County Human Services staff engaged with local faith-based organizations requesting assistance in reaching families who have an interest in fostering children. This outreach effort resulted in additional families attending informational meetings. Increasing the number of local foster families allows children to remain in their school and in close proximity to their birth families.

Another example of public and private coordination is through the Family Resource Pavilion. The facility serves both Arapahoe and Douglas Counties with substance abuse treatment, counseling, and respite services. Besides Arapahoe and Douglas Counties, five other agencies provide a range of services to address each family's unique situation.

This cooperative network of support services is designed for families with children who have school and behavioral issues, family conflict, drug use, or juvenile court involvement. Several agencies provide services in one location, simplifying the process and empowering families to participate in the solutions and achieve personal goals. This eliminates the need to drive to various locations for services and strengthens collaboration between providers dedicated to helping families achieve success.

The regional Metro Denver Homeless Initiative's Landlord Tenant campaign involves recruiting landlords and property managers to work with public housing authorities and non-profit organizations. The ideal outcome is for landlords and property managers to accept formerly homeless and low-income tenants at reasonable rental rates.

Additional actions taken to enhance coordination between public and private housing and social service agencies include:

- Awarded the DCHP with \$310,000 in 2015 CDBG funds for community-supportive housing and down payment assistance.
- Granted BRI \$80,000 in 2014 CDBG funds for housing rehabilitation services.
- Discussed with developers the possibility of issuing Private Activity Bonds for new affordable housing options.
- Continued working with the Community of Care Network (CCN) to comprehensively address issues of poverty and homelessness.
- Supported the Douglas County Transit Solutions efforts to increase transportation options by coordinating services and leveraging funds.
- Informed potential partners about the benefits of participating in the CCN.
- Encouraged inter-agency cooperation to apply for funds and leverage resources.
- Provided opportunities for housing and social service agencies to network and build capacity.
- Offered referrals to new organizations that would benefit from the leadership, programs, services or collaboration with other organizations.
- Participated in the Denver Regional Council of Governments (DRCOG).

Identify actions taken to overcome the effects of any impediments identified in the jurisdictions analysis of impediments to fair housing choice. 91.520(a)

The 2011 Analysis of Impediments to Fair Housing Choice (AI) identified four fair housing barriers in the county. Progress was made in addressing the following impediments:

Impediment No. 1. There is a shortage of transit opportunities for persons with disabilities, seniors, and low-income residents.

CDBG funds were allocated to support two transportation coordinators who schedule trips for seniors and persons with disabilities. Douglas County's dedicated transportation mobility manager works with local transit agencies on an ongoing basis. Douglas County applied for funds through the Federal Transit Administration, the Regional Transportation District (RTD), and DRCOG. Funds are distributed to applicants that serve residents throughout the county. Funds are predominantly awarded to agencies providing services to seniors, low-income residents, and persons with disabilities. For example, Neighbor Network received RTD funds to purchase an ADA-accessible vehicle, allowing them to increase the number of transit trips they provide.

Impediment No. 2. The County could be more diverse and balanced.

CDBG funds designated for emergency services, transportation, and affordable housing help to maintain balance and diversity in the county. Rent, utility, and overnight assistance help residents avoid eviction. Transportation and affordable housing offer residents housing and work options. Housing rehabilitation services available through BRI improves safety and health for residents who cannot afford much-needed repairs. Many older homes in the county are owned by elderly residents in need of simple modifications to remain safe. Several CDBG projects specifically address needs for residents with disabilities, such as audio information services for blind and visually-impaired residents; occupational therapy for residents with physical, developmental, and intellectual disabilities; and ADA surface improvements for better access to Castle Rock's downtown area.

Impediment No. 3. There is a lack of understanding of fair housing issues among residents in Douglas County.

Douglas County reduced Impediment No. 3 by offering ongoing fair housing education to providers and residents. CDBG staff provide fair housing information to the CDBG Advisory Board, subgrantees, and the public. The Advisory Board and staff frequently discussed HUD's new Affirmatively Furthering Fair Housing requirements. Douglas County's fair housing web page provides a variety of materials and links to HUD and the Denver Metro Fair Housing Center. An "I Speak" card and a minority population map are included in the appendix of Douglas County's Language Assistance Plan (LAP). The "I Speak" card allows clients to point to their spoken language so an interpreter can be contacted to translate. Fair housing was discussed at the 2016 CDBG application workshop and the LAP was provided to attendees.

The Spanish Speakers Outreach Group received a copy of the LAP, along with other fair housing materials. New organizations awarded 2015 grant funds were invited to project management training that included fair housing information.

Impediment No. 4. Potential barriers to fair housing choice exist in zoning regulations.

Douglas County has taken steps to remove the potential for inconsistent interpretation which could create impediments to fair housing from the zoning resolution. A broader definition of family will accommodate non-traditional families or the composition of modern families. Adjustments to the group home definition ensures compliance with the Fair Housing Act.

See Appendix D for a list of 2015 projects and the impediments being addressed.

CR-40 - Monitoring 91.220 and 91.230

Describe the standards and procedures used to monitor activities carried out in furtherance of the plan and used to ensure long-term compliance with requirements of the programs involved, including minority business outreach and the comprehensive planning requirements

All subgrantees receiving federal funding will be monitored for regulatory and statutory compliance by the County's CDBG staff. Informal monitoring in the form of phone calls, emails, reviewing draw requests, site visits and progress reports occur on an ongoing basis. An annual risk assessment tool is used as the formal mechanism to conduct a desk audit and monitor all active programs. During the 2015 program year, projects such as the drainage facilities improvements in the Town of Castle Rock, received desk monitoring and on-site visits. Staff attended the pre-construction meeting and regularly discussed progress with Town staff to stay informed. Davis-Bacon Act interviews were conducted, providing additional insight into the project.

Staff uses the annual risk assessment tool, which is modeled after HUD's annual assessment of CDBG entitlement communities. CDBG staff designed this tool to expedite the annual review of each open activity. This tool is reviewed and revised on an as-needed basis to ensure its effectiveness. Each rating sheet includes pre-determined criteria used to evaluate the subgrantee, specific rating considerations, and point assignments. This risk assessment tool also includes a scoring system intended to help identify a subgrantee that may require additional technical assistance and the type of assistance needed. A score of 0 to 34 is a low risk, 35-70 is considered a medium risk, and 71 and above is a high risk.

This assessment provides staff with an equitable basis to determine who should receive an on-site monitoring visit. Subgrantees are ranked from highest to lowest risk based on their assessment score. An on-site monitoring visit is conducted when an organization has a high risk score. High scores can indicate the need for additional technical assistance to reduce the risk of not using funds in a timely manner. Exceptions to an on-site monitoring are considered on a case-by-case basis.

CDBG staff worked closely with subgrantees to provide technical assistance and move programs forward throughout the 2015 program year. The average risk assessment score was 40.5. The median score was 55. Brothers Redevelopment, Inc.'s (BRI) housing rehabilitation program was the only organization scoring in the high range when risk assessments were performed. The primary reasons for the high score were due to the low percentage of funds that have been spent, as well as the length of time the program has been active. Douglas County's housing stock is fairly new with 93 percent built after 1980. The limited number of older homes appears to have limited the number of applications received.

As the County will no longer be accepting CDBG funds, special consideration will be given to ensure compliance with federal regulations, protect previous investments of federal funds, and spend down the remaining grants. Staff typically conducts on-site monitoring when a subgrantee scores high on the annual risk assessment. BRI will receive an on-site monitoring visit due to their score. In addition, as new subgrantees to the program, Neighbor Network, Promise Ranch Therapeutic Riding, and the Parker Task Force will be monitored during the first quarter of 2017. County staff will use this as an opportunity to ensure they are provided adequate technical assistance to finalize reports and maintain files once their projects are completed.

Citizen Participation Plan 91.105(d); 91.115(d)

Describe the efforts to provide citizens with reasonable notice and an opportunity to comment on performance reports.

The CAPER public outreach process complied with the Citizen Participation Plan approved as part of the 2014-2018 Consolidated Plan. Once the CAPER was drafted, the following steps were implemented to include public participation:

- A public notice was printed in all five Douglas County newspapers on November 10, informing citizens about the public comment period from November 10-23. Contact information was included so residents could provide input and request accommodations for special needs. It also stated that the document could be translated, and an interpreter could be present to discuss comments or questions.
- The CAPER and information from the public notice were posted on the CDBG web page to provide easy access to residents with internet services.
- Hard copies of the document were available at each Douglas County Library reference desk and the Douglas County Philip S. Miller Building lobby.
- CDBG staff emailed its contact list of approximately 123 service providers and residents to encourage them to review the CAPER and provide comments.
- Douglas County did not receive any public comments on the CAPER.

CR-45 - CDBG 91.520(c)

Specify the nature of, and reasons for, any changes in the jurisdiction's program objectives and indications of how the jurisdiction would change its programs as a result of its experiences.

The County's objectives did not change. However, Douglas County approved two changes in CDBG activities during the 2015 program year that involved the redistribution of CDBG funds.

Due to a lag in spending funds, County staff determined that Brothers Redevelopment, Inc.'s (BRI) 2015 CDBG allocation would better serve the community if it were reallocated. BRI received \$80,000 in 2014 CDBG funds for housing rehabilitation services and an additional \$25,000 in 2015 funds for the same project. Homeowners in need of rehabilitation services are limited in Douglas County. BRI was in constant contact with CDBG staff to discuss reaching the targeted population of seniors, persons with disabilities, and low-income residents. Staff provided contact information and offered outreach recommendations. BRI extensively marketed the program and developed awareness and interest among eligible residents. BRI has been able to assist seven residents recently, and additional applications are being processed. Douglas County decided to redistribute the \$25,000 in 2015 CDBG funds since BRI still had a large amount of their 2014 grant to spend down.

Another change during the 2015 program year included the redistribution of \$28,000 for the Sedalia Water and Sanitation District (SWSD). The District received CDBG funds for a 2013 water tank evaluation and repairs project, as well as a 2015 water system improvements project. The water tank's roof was in need of immediate repairs that SWSD was not able to afford without utilizing \$28,000 from the 2015 grant. Tank repairs were completed and Sedalia has \$186,376 remaining for their 2015 water system improvements project.

Other funds remaining from previous program years will be reallocated to subgrantees listed in the 2015 Annual Action Plan. The following table describes the 2015 subgrantees that were recommended for 2016 CDBG funds, the activities they propose and the amount of CDBG funding allocated to each activity.

Douglas County will continue to closely monitor programs and services and make adjustments as needed to ensure funds meet federal requirements and local needs.

Does this Jurisdiction have any open Brownfields Economic Development Initiative (BEDI) grants?

No.

[BEDI grantees] Describe accomplishments and program outcomes during the last year.

No.

LIST OF APPENDICES

APPENDIX A: 2013-2014 Active Project Accomplishments

APPENDIX B: Demographic Data Totals for All Active Projects During the 2015 Program Year

APPENDIX C: U.S. Department of Housing and Urban Development (HUD) Reports

- PR03 – CDBG Activity Summary Report for Program Year 2015
- PR09 – Program Income Details by Fiscal Year and Program
- PR10 – CDBG Housing Activities
- PR26 and Line 19 Detail for PR26 – CDBG Financial Summary Report

APPENDIX D: Matrix of Impediments Addressed by 2015 Projects

APPENDIX E: Risk Assessment Scores

APPENDIX F: Douglas County Low-Income Households Map

APPENDIX G: Douglas County Moderate-Income Households Map

APPENDIX H: Douglas County Persons of Hispanic Origin Map

APPENDIX I: Douglas County Minority Concentration Map

APPENDIX J: Affidavits of Publication (English and Spanish)

APPENDIX K: Douglas County's 2015 At-Risk Profile

APPENDIX L: 2015 Project Management Training Invitation

APPENDIX A
2013-2014 Active Project Accomplishments

Douglas County had several 2013 and 2014 projects that were still active during the 2015 program year. Those accomplishments have been included in the tables below.

2013 Program Year

Goal	Category	Source/ Amount	Indicator	Unit of Measure	Expected – Program Year	Actual – Program Year	Percent Complete
Affordable Housing	Affordable Housing Non-Homeless Special Needs	CDBG: \$178,131	Direct Financial Assistance to Homebuyers	Households Assisted	12	16	100%
Infrastructure	Non-Housing Community Development	CDBG: \$110,000	Public Facility or Infrastructure Activities other than Low/Moderate Income Housing Benefit	Persons Assisted	462	209	100%

Table 1 - Accomplishments – 2013 Program Year

2014 Program Year

Goal	Category	Source/ Amount	Indicator	Unit of Measure	Expected – Program Year	Actual – Program Year	Percent Complete
Accessible Housing	Affordable Housing Non-Homeless Special Needs	CDBG: \$80,000	Homeowner Housing Rehabilitated	Household Housing Unit	10	2	14%
Affordable Housing	Affordable Housing Non-Homeless Special Needs	CDBG: \$258,900	Homeless Prevention	Persons Assisted	1	7	100%
Supportive Services	Homeless Non-Homeless Special Needs Non-Housing Community Development	CDBG: \$30,304	Public service activities other than Low/Moderate Income Housing Benefit	Persons Assisted	120	151	100%
Public Facilities and Improvements	Non-Housing Community Development	CDBG: \$175,000	Public Facility or Infrastructure Activities other than Low/Moderate Income Housing Benefit	Persons Assisted	14,586	14,299	100%
Infrastructure	Non-Housing Community Development	CDBG: \$152,702	Public Facility or Infrastructure Activities other than Low/Moderate Income Housing Benefit	Persons Assisted	440	1,879	100%

Table 2 - Accomplishments – 2014 Program Year

APPENDIX B

Demographic Data Totals for All Active Projects During the 2015 Program Year

	Organization	# Served	Income (AMI)				Race								Ethnicity	Household Information				
			30% - Very Low	50% - Low	80% - Moderate	Non Low-Mod (+80%)	White	Black/African American	Asian	American Indian/Alaskan Native	Native Hawaiian/Other Pacific Islander	Other - Multi racial	American Indian/Alaskan Native & White	Asian & White		Black/African American & White	American Indian/Alaskan Native & Black/African American	Hispanic or Latino	Female Head of Household	Handicapped
1	2013 DCHP - Home Ownership Program	72			72		72										18	8	3	1
2	2013 Sedalia Water & Sanitation Dist. - Water Tank Eval & Repairs	209		115	94		191		18								6	6	11	23
3	2014 Brothers Redevelopment, Inc. - Housing Rehab Services	7	4	3			2	1			4							1	0	2
4	2014 DC Dept. of Community Development - DC Cares	151	135	16			111	5	3	8		8	5	1	5	5	15	33	3	0
5	2014 DCHP - Community-Supportive Housing	7	7				7										3	3	0	0
6	2014 Douglas/Elbert Task Force (D/ETF) - Building Renovation	14,299	9,652	3,789	858		10,438	858	186	286	114	1,917	143	71	286		1,128	7,435	2,033	786
7	2014 Town of Castle Rock - ADA Surface Improvements	1,879	0	242	374	1,263	1,826		12			41					314	63	241	363
8	2015 Audio Information Network of Colo. - Audio Info Services	49	7	4	12	26	46	2	1								7	7	26	19
9	2015 DC Dept. of Community Development - DC Cares	33	33				32			1								8	0	0
10	2015 DCHP - Community-Supportive Housing and DPA	7			7		1				6							0	0	0
11	2015 D/ETF - Rent Assistance	175	116	55	4		129	9	1	1	5	29	1				15	44	28	9
12	2015 D/ETF - Utility Assistance	258	171	67	20		208	20		4	1	17			1	7	46	54	36	10
13	2015 D/ETF - Overnight Assistance	73	72	1			54	2	1	1		7	2	2	3	1	3	19	18	2
14	2015 Neighbor Network - Transportation Coordinator Salary	147	66	48	33		145					2						61	59	118

APPENDIX C
HUD Reports
PR03 – CDBG Activity Summary Report for Program Year 2015



U.S. Department of Housing and Urban Development
 Office of Community Planning and Development
 Integrated Disbursement and Information System
 CDBG Activity Summary Report (GPR) for Program Year 2015
 DOUGLAS COUNTY

Date: 08-Nov-2016
 Time: 12:23
 Page: 1

PGM Year: 2013
Project: 0003 - Public Services
IDIS Activity: 129 - PSC Transp Coord

Status: Completed 10/20/2015 12:00:00 AM
Location: 10675 Longs Way Parker, CO 80138-8094

Objective: Create suitable living environments
Outcome: Availability/accessibility
Matrix Code: Transportation Services (05E) **National Objective:** LMC

Initial Funding Date: 07/01/2014

Description:

Funds will be used to upgrade software for the Parker Senior Center (PSC) transportation program, and pay a portion of the salary for 2 part-time transportation coordinators to handle daily program operations.

Financing

	Fund Type	Grant Year	Grant	Funded Amount	Drawn In Program Year	Drawn Thru Program Year
CDBG	EN	Pre-2015		\$10,000.00	\$0.00	\$0.00
		2013	B13UC080004		\$0.00	\$7,268.75
		2014	B14UC080004		\$900.00	\$2,731.25
Total	Total			\$10,000.00	\$900.00	\$10,000.00

Proposed Accomplishments

People (General) : 125

Actual Accomplishments

Number assisted:

	Owner		Renter		Total		Person	
	Total	Hispanic	Total	Hispanic	Total	Hispanic	Total	Hispanic
White:	0	0	0	0	0	0	63	0
Black/African American:	0	0	0	0	0	0	1	0
Asian:	0	0	0	0	0	0	0	0
American Indian/Alaskan Native:	0	0	0	0	0	0	0	0
Native Hawaiian/Other Pacific Islander:	0	0	0	0	0	0	0	0
American Indian/Alaskan Native & White:	0	0	0	0	0	0	0	0
Asian White:	0	0	0	0	0	0	0	0
Black/African American & White:	0	0	0	0	0	0	0	0
American Indian/Alaskan Native & Black/African American:	0	0	0	0	0	0	0	0
Other multi-racial:	0	0	0	0	0	0	0	0
Asian/Pacific Islander:	0	0	0	0	0	0	0	0
Hispanic:	0	0	0	0	0	0	0	0
Total:	0	0	0	0	0	0	64	0



U.S. Department of Housing and Urban Development
 Office of Community Planning and Development
 Integrated Disbursement and Information System
 CDBG Activity Summary Report (GPR) for Program Year 2015
 DOUGLAS COUNTY

Date: 08-Nov-2016
 Time: 12:23
 Page: 2

Female-headed Households: 0 0 0

Income Category:

	Owner	Renter	Total	Person
Extremely Low	0	0	0	26
Low Mod	0	0	0	31
Moderate	0	0	0	7
Non Low Moderate	0	0	0	0
Total	0	0	0	64
Percent Low/Mod				100.0%

Annual Accomplishments

Years	Accomplishment Narrative	# Benefiting
2013	<p>Draw 1: Completed one month of dispatch coordination and software programming using CDBG funds.</p> <p>Annual Report: 2 dispatch employees were utilized using CDBG funds in order to provide transportation coordination to benefit 49 households comprised of 55 individuals, 2 disabled and 55 elderly.</p>	
2014	<p>Draw 2 - 12/23/14: Software is now complete. Dispatch Coordinators are learning the program and are set up to train our operators in November.</p> <p>Draw 3 - 2/4/15: Jose is overseeing the transportation dispatch program. Linda is learning and training with the software program.</p> <p>Draw 4 - 4/13/15: Coordinators continue to run the dispatch program successfully through the month of March, 2015.</p> <p>Draw 5 - 5/4/15: The Senior Center provided over 300 trips during the month of April, utilizing CDBG funds for the Transportation Coordinators.</p> <p>Draw 6 - 7/17/15: The project is running smooth and operating as anticipated with the Coordinators.</p> <p>Annual: With the use of 2014 CDBG funds, the Transportation Program is running more efficiently due to the work done by the Coordinators this past year. They will continue to use the policies and procedures established to provided continued service to our seniors.</p> <p>Draw 7: Project has proven to be a huge success. This past year we have been able to put procedures in place to ensure efficient operation of our Transportation Program. The 2 Dispatch Coordinators did an excellent job and will continue in their current positions. Because of their work and CDBG funding, we are able to provide transportation to more senior residents in Douglas County.</p> <p>Completion: Trips per day increased from 7 to 10, due to policies and procedures implemented by the Transportation Coordinator. Unique riders increased from 47 to 63 per month, including 3 more dialysis patients per week we were unable to accommodate previously. The senior center added an additional shift and increased our drivers from 2 to 3 per day to handle the increase in rides.</p> <p>10/20/15: Project was reopened in IDIS to correct the Race and Income Levels data. Previous numbers were duplicative.</p>	



U.S. Department of Housing and Urban Development
 Office of Community Planning and Development
 Integrated Disbursement and Information System
 CDBG Activity Summary Report (GPR) for Program Year 2015
 DOUGLAS COUNTY

Date: 08-Nov-2016
 Time: 12:23
 Page: 3

PGM Year: 2013
Project: 0002 - Housing
IDIS Activity: 130 - DCHP-Down Payment

Status: Completed 7/11/2016 12:00:00 AM
Location: 9350 Heritage Hills Cir Lone Tree, CO 80124-5518

Objective: Provide decent affordable housing
Outcome: Affordability
Matrix Code: Direct Homeownership Assistance (13)
National Objective: LMH

Initial Funding Date: 07/30/2014

Description:

This program expands opportunities for low- and moderate-income persons to achieve homeownership in Douglas County. Program participants will be eligible for acquisition assistance in the form of down payment, purchase, and closing costs. A free six-hour homebuyer education class is provided prior to purchase.

Financing

	Fund Type	Grant Year	Grant	Funded Amount	Drawn In Program Year	Drawn Thru Program Year
CDBG	EN	Pre-2015		\$178,131.00	\$0.00	\$0.00
		2013	B13UC080004		\$0.00	\$39,584.00
		2014	B14UC080004		\$98,963.00	\$138,547.00
	RL			\$414,899.00	\$151,776.00	\$414,899.00
Total	Total			\$593,030.00	\$250,739.00	\$593,030.00

Proposed Accomplishments

Households (General) : 12

Actual Accomplishments

Number assisted:

	Owner		Renter		Total		Person	
	Total	Hispanic	Total	Hispanic	Total	Hispanic	Total	Hispanic
White:	72	18	0	0	72	18	0	0
Black/African American:	0	0	0	0	0	0	0	0
Asian:	0	0	0	0	0	0	0	0
American Indian/Alaskan Native:	0	0	0	0	0	0	0	0
Native Hawaiian/Other Pacific Islander:	0	0	0	0	0	0	0	0
American Indian/Alaskan Native & White:	0	0	0	0	0	0	0	0
Asian White:	0	0	0	0	0	0	0	0
Black/African American & White:	0	0	0	0	0	0	0	0
American Indian/Alaskan Native & Black/African American:	0	0	0	0	0	0	0	0
Other multi-racial:	0	0	0	0	0	0	0	0
Asian/Pacific Islander:	0	0	0	0	0	0	0	0



U.S. Department of Housing and Urban Development
 Office of Community Planning and Development
 Integrated Disbursement and Information System
 CDBG Activity Summary Report (GPR) for Program Year 2015
 DOUGLAS COUNTY

Date: 08-Nov-2016
 Time: 12:23
 Page: 4

Hispanic:	0	0	0	0	0	0	0	0	0
Total:	72	18	0	0	72	18	0	0	0

Female-headed Households:	8	0	0	0	8	0	0	0	0
---------------------------	---	---	---	---	---	---	---	---	---

Income Category:

	Owner	Renter	Total	Person
Extremely Low	0	0	0	0
Low Mod	0	0	0	0
Moderate	72	0	72	0
Non Low Moderate	0	0	0	0
Total	72	0	72	0
Percent Low/Mod	100.0%		100.0%	

Annual Accomplishments

Years	Accomplishment Narrative	# Benefitting
2013	Annual Report: Down payment assistance was provided through the DCHP-RL Fund to 5 households consisting of 22 individuals.	
2014	Draw 1 - 4/21/15: Two down payment assistance loans were made in January. One was for a single mother, female head of household with 2 children, and a family of 5 with one income. Draw 2 - 7/10/15: One down payment assistance loan was made in June, 2015.	
2015	Annual: During the reporting period a total of 6 moderate-income households in Douglas County received down payment assistance from DCHP. This assistance provided these families with the opportunity to purchase their first home. Annual Report - 8/13/15: During the reporting period a total of 6 moderate-income households in Douglas County received down payment assistance from DCHP. This assistance provided these families with the opportunity to purchase their first home. Draw 3 - Two down payment assistance loans made from 2013 CDBG contract in July and August 2015. Draw 4 - One down payment assistance loan was made from 2013 CDBG contract in September 2015. 3 RL loans were made in the 3rd Quarter 2015. Draw 5 - One down payment assistance loan was made from 2013 CDBG contract in October 2015. Draw 6 - Two FINAL down payment assistance loans were made from 2013 CDBG contract in January and February 2016. Completion Report - 05/20/15: During the project timeline, DCHP closed 10 amortizing down payment assistance loans for \$15,000 each, and 6 Shared Equity Program investments using CDBG funds from the Revolving Loan Fund, comprising a total of 50 individuals. In addition, DCHP provides monthly a free six-hour, CHFA approved home ownership class which educates potential homeowners in the home buying process and the responsibilities of home ownership. This group of home owners include employees from the Douglas County School District, a variety of local small businesses in retail, service and construction. This means that homeownership in Douglas County will now add to the work and life balance of these residents and will have the secondary effect of these homeowners further supporting local businesses and being active members of our amazing community.	



U.S. Department of Housing and Urban Development
 Office of Community Planning and Development
 Integrated Disbursement and Information System
 CDBG Activity Summary Report (GPR) for Program Year 2015
 DOUGLAS COUNTY

Date: 08-Nov-2016
 Time: 12:23
 Page: 5

PGM Year: 2013
Project: 0004 - Infrastructure
IDIS Activity: 134 - Sedalia Water-Tank

Status: Open
Location: PO Box 222 Sedalia, CO 80135-0222

Objective: Create suitable living environments
Outcome: Sustainability
Matrix Code: Water/Sewer Improvements (03J) **National Objective:** LMC

Initial Funding Date: 12/23/2014

Description:

Funds will be used to evaluate and enhance the lifespan of the water tank structure by repairing and reconditioning the tank interior and exterior, and foundation repair as needed.

Financing

	Fund Type	Grant Year	Grant	Funded Amount	Drawn In Program Year	Drawn Thru Program Year
CDBG	EN	Pre-2015		\$110,000.00	\$0.00	\$0.00
		2013	B13UC080004		\$0.00	\$2,729.50
		2014	B14UC080004		\$107,270.50	\$107,270.50
Total	Total			\$110,000.00	\$107,270.50	\$110,000.00

Proposed Accomplishments

People (General) : 462

Actual Accomplishments

Number assisted:

	Owner		Renter		Total		Person	
	Total	Hispanic	Total	Hispanic	Total	Hispanic	Total	Hispanic
White:	0	0	0	0	0	0	191	6
Black/African American:	0	0	0	0	0	0	0	0
Asian:	0	0	0	0	0	0	18	0
American Indian/Alaskan Native:	0	0	0	0	0	0	0	0
Native Hawaiian/Other Pacific Islander:	0	0	0	0	0	0	0	0
American Indian/Alaskan Native & White:	0	0	0	0	0	0	0	0
Asian White:	0	0	0	0	0	0	0	0
Black/African American & White:	0	0	0	0	0	0	0	0
American Indian/Alaskan Native & Black/African American:	0	0	0	0	0	0	0	0
Other multi-racial:	0	0	0	0	0	0	0	0
Asian/Pacific Islander:	0	0	0	0	0	0	0	0
Hispanic:	0	0	0	0	0	0	0	0
Total:	0	0	0	0	0	0	209	6



U.S. Department of Housing and Urban Development
 Office of Community Planning and Development
 Integrated Disbursement and Information System
 CDBG Activity Summary Report (GPR) for Program Year 2015
 DOUGLAS COUNTY

Date: 08-Nov-2016
 Time: 12:23
 Page: 6

Female-headed Households: 0 0 0

Income Category:

	Owner	Renter	Total	Person
Extremely Low	0	0	0	0
Low Mod	0	0	0	0
Moderate	0	0	0	115
Non Low Moderate	0	0	0	94
Total	0	0	0	209
Percent Low/Mod				55.0%

Annual Accomplishments

Years	Accomplishment Narrative	# Benefiting
2014	<p>Draw 1 - 12/23/14: Funds were used for water tank evaluation efforts provided by Entitlement and Engineering Solutions, Inc.</p> <p>Draw 2 & 3 - 4/22/15: Funds were used for water tank evaluation and to repair a leak on the tank.</p> <p>Annual: The Water Tank Evaluation and Repair project has completed several steps including cleaning and assessing the tank, and preparing a "Condition Assessment & Report". The team has also finalized the Section 106 Compliance Report, tested the paint on the tank and provided archaeological monitoring. The report will be presented at the Sedalia Board meeting on August 17, 2015, and will decide how to proceed, and any necessary construction documents will be prepared. The project will continue to proceed according to schedule.</p>	
2015	<p>Draw 4 & 5 - 03/01/16: CDBG funds were used for the design team to finalize their evaluation/report of the tank and provide detailed construction documents and specifications consistent with the measures outlined in the report. The funds were also used to provide coordination with the County and the Historic Society and submit required deliverables. The project has been advertised for bid with bid opening on January 7, 2016. Construction is anticipated beginning Feb-Mar timeframe.</p> <p>Draw 6 - 4/20/16: Elite Protective Coating was contracted for coating and welding services to complete the project. Some of the larger items include installing a new manway, replacing the interior ladder, inlet and outlet pipes, removing the old steam line pipe, and tank preparation and coating. Fees also include truck charges, equipment rental, pressure washing and other necessary items required to complete the coating and welding operations.</p> <p>6/17/16: The water tank has been cleaned, repaired and the inside has had a protective coating applied. A new roof has been fabricated and built to specs and put on the tank.</p> <p>Completion: 7/28/16: The water tank has been cleaned, repaired and the inside has had a protective coating applied. A new roof has been fabricated and built to specs and put on the tank. Compliance with Historic and CDBG includes construction documents and administration, testing and analyzing paint for lead, installing an interior spray for tank and abatement, providing temporary piping and controls for temporary storage of water while the tank was offline, and constructing a new manway and roof on the tank. This project benefits 62 residential houses, 29 businesses, the local elementary school and non-residents coming to Sedalia to use the restaurants, stores and other businesses.</p>	



U.S. Department of Housing and Urban Development
 Office of Community Planning and Development
 Integrated Disbursement and Information System
 CDBG Activity Summary Report (GPR) for Program Year 2015
 DOUGLAS COUNTY

Date: 08-Nov-2016
 Time: 12:23
 Page: 7

PGM Year: 2014
Project: 0003 - Audio Information Services
IDIS Activity: 135 - AINC

Status: Completed 9/22/2015 12:00:00 AM
Location: 1700 55th St Ste A Suite A Boulder, CO 80301-2975

Objective: Create suitable living environments
Outcome: Availability/accessibility
Matrix Code: Handicapped Services (05B) **National Objective:** LMC

Initial Funding Date: 12/23/2014

Description:

Funds will assist visually impaired and print disabled Douglas County residents to maintain independence and community connection through access to local newspapers, ads, magazines and other publications

Financing

	Fund Type	Grant Year	Grant	Funded Amount	Drawn In Program Year	Drawn Thru Program Year
CDBG	EN	Pre-2015		\$5,000.00	\$0.00	\$0.00
		2013	B13UC080004		\$0.00	\$5,000.00
Total	Total			\$5,000.00	\$0.00	\$5,000.00

Proposed Accomplishments

People (General) : 30

Actual Accomplishments

Number assisted:

	Owner		Renter		Total		Person	
	Total	Hispanic	Total	Hispanic	Total	Hispanic	Total	Hispanic
White:	0	0	0	0	0	0	51	2
Black/African American:	0	0	0	0	0	0	2	0
Asian:	0	0	0	0	0	0	1	0
American Indian/Alaskan Native:	0	0	0	0	0	0	0	0
Native Hawaiian/Other Pacific Islander:	0	0	0	0	0	0	0	0
American Indian/Alaskan Native & White:	0	0	0	0	0	0	0	0
Asian White:	0	0	0	0	0	0	0	0
Black/African American & White:	0	0	0	0	0	0	0	0
American Indian/Alaskan Native & Black/African American:	0	0	0	0	0	0	0	0
Other multi-racial:	0	0	0	0	0	0	0	0
Asian/Pacific Islander:	0	0	0	0	0	0	0	0
Hispanic:	0	0	0	0	0	0	0	0
Total:	0	0	0	0	0	0	54	2



U.S. Department of Housing and Urban Development
Office of Community Planning and Development
Integrated Disbursement and Information System
CDBG Activity Summary Report (GPR) for Program Year 2015
DOUGLAS COUNTY

Date: 08-Nov-2016
Time: 12:23
Page: 9

Years	Accomplishment Narrative	# Benefitting
2014	<p>Draw 1 - 12/23/14: AINC provided 16 hours of Douglas County specific news in November and served 25 listeners. The Marketing Director participated in Douglas County Senior Council. She also met with Resident Services Director at Castle Country Assisted Living and set up a digital receiver at Victoria House. Receivers will also be set up at Cantril House and Valley House. AINC brochures will be included in the monthly billing to encourage individual resident registration.</p> <p>Draw 2 - 01/21/15: AINC provided 16 hours of Douglas County specific news in December and served 31 listeners. The Marketing Director gave a presentation to the Highlands Ranch Rotary Satellite Club. The Director of Volunteer Services made sure the Douglas County news program had volunteer coverage.</p> <p>Draw 3 - 2/26/15: AINC provided 16 hours of Douglas County specific news in January and served 31 listeners. The Marketing Director made contact with the Director of the Castle Rock Senior Center regarding demonstrating equipment being placed at the center. A presentation will be made in March at the center. A presentation is scheduled for February for residents of Victoria House in Parker.</p> <p>Draw 4 - 3/9/15: AINC provided 16 hours of Douglas County specific news in January and served 30 listeners. One listener in Highlands Ranch has passed away. AINC, in conjunction with the Colorado Talking Book Library presented its services to residents of Victoria House in Parker. The two organizations also met with staff at Sky Cliff. AINC will be exchanging their receiver for an internet radio.</p> <p>Draw 5 - 4/22/15: AINC provided 16 hours of Douglas County specific news in March and served 30 listeners. The Director of Marketing presented AINC's services to the Tuesday lunch group at the Castle Rock Senior Center. A digital receiver was set-up for use at the center. The Director of Volunteer Services made sure the Douglas County news program had volunteer coverage.</p> <p>Draw 6 - 5/11/15: AINC provided 16 hours of Douglas County specific news in April and served 30 listeners. The Director of Marketing attended the Douglas County Seniors Council and the providers meeting. She also assisted a listener at Windcrest with their digital receiver. The Director of Volunteer Services made sure the Douglas County news program had volunteer coverage.</p> <p>Draw 7 - 6/10/15: AINC provided 16 hours of Douglas County specific news in April and served 31 listeners. A new listener in Highlands Ranch was added. She is using the Information-On-Demand service to access AINC programming. The Director of Volunteer Services made sure Douglas County news program had volunteer coverage.</p> <p>Completion: AINC provided approximately 54 visually impaired and print disabled Douglas County residents, audio access to local newspapers, circulars, magazines and local public service announcements via digital receiver, telephone or the internet. A total of 7 new listeners were added. In addition to individual registrations, community equipment was set-up at Victoria House, Cantril House, Valley House and the Castle Rock Senior Center. There is a new Spanish Speakers Outreach Group. AINC looks forward to working with the new group and serving more Spanish speaking residents of Douglas County.</p>	



U.S. Department of Housing and Urban Development
 Office of Community Planning and Development
 Integrated Disbursement and Information System
 CDBG Activity Summary Report (GPR) for Program Year 2015
 DOUGLAS COUNTY

Date: 08-Nov-2016
 Time: 12:23
 Page: 10

PGM Year: 2014
Project: 0012 - Building Renovation
IDIS Activity: 136 - DETF-Building Renovation

Status: Completed 5/25/2016 4:38:47 PM
Location: 1638 Park St Castle Rock, CO 80109-3010

Objective: Create suitable living environments
Outcome: Availability/accessibility
Matrix Code: Public Facilities and Improvement (General) (03)
National Objective: LMC

Initial Funding Date: 12/23/2014

Description:

Financing

	Fund Type	Grant Year	Grant	Funded Amount	Drawn In Program Year	Drawn Thru Program Year
CDBG	EN	Pre-2015		\$199,862.32	\$0.00	\$0.00
		2013	B13UC080004		\$0.00	\$91,759.66
		2014	B14UC080004		\$68,769.94	\$108,102.66
Total	Total			\$199,862.32	\$68,769.94	\$199,862.32

Proposed Accomplishments

Public Facilities : 14,586

Actual Accomplishments

Number assisted:

	Owner		Renter		Total		Person	
	Total	Hispanic	Total	Hispanic	Total	Hispanic	Total	Hispanic
White:	0	0	0	0	0	0	10,438	1,128
Black/African American:	0	0	0	0	0	0	858	0
Asian:	0	0	0	0	0	0	186	0
American Indian/Alaskan Native:	0	0	0	0	0	0	286	0
Native Hawaiian/Other Pacific Islander:	0	0	0	0	0	0	114	0
American Indian/Alaskan Native & White:	0	0	0	0	0	0	143	0
Asian White:	0	0	0	0	0	0	71	0
Black/African American & White:	0	0	0	0	0	0	286	0
American Indian/Alaskan Native & Black/African American:	0	0	0	0	0	0	0	0
Other multi-racial:	0	0	0	0	0	0	1,917	0
Asian/Pacific Islander:	0	0	0	0	0	0	0	0
Hispanic:	0	0	0	0	0	0	0	0
Total:	0	0	0	0	0	0	14,299	1,128



U.S. Department of Housing and Urban Development
 Office of Community Planning and Development
 Integrated Disbursement and Information System
 CDBG Activity Summary Report (GPR) for Program Year 2015
 DOUGLAS COUNTY

Date: 08-Nov-2016
 Time: 12:23
 Page: 11

Female-headed Households: 0 0 0

Income Category:

	Owner	Renter	Total	Person
Extremely Low	0	0	0	9,652
Low Mod	0	0	0	3,789
Moderate	0	0	0	858
Non Low Moderate	0	0	0	0
Total	0	0	0	14,299
Percent Low/Mod				100.0%

Annual Accomplishments

Years	Accomplishment Narrative	# Benefiting
2014	<p>Draw 1 - 12/23/14: Notice of Bid was published and also sent to Metro Chambers of Commerce; pre-bid conference held; bids submitted and publicly opened; winning bid being reviewed by Architect for contract document compliance. Pre-construction conference to be scheduled and project commencement anticipated by mid-December.</p> <p>Draw 2 - 3/5/15: Demolition and building renovations are proceeding to improve and expand client services, which will allow the Task Force to increase their client load by 20%.</p> <p>Draw 3 - 4/3/15: Renovation is progressing with the project scheduled to be completed by 5/1/15.</p> <p>Draw 4 - 4/15/15: Ongoing progress is reported with a revised completion date of 4/24/15.</p> <p>Draw 6 - 8/7/15: Fire alarm equipment arrived. Installation is scheduled to begin on August 17, and should take approximately 3 weeks to complete.</p> <p>Annual: With the help of funds received from the CDBG Program, we embarked upon the renovation of previously unused space at the west end of our building, with construction almost complete. The suite will house our new Client Services area, increasing the agency's ability to serve more than one client at a time with a higher degree of privacy. During renovations, we discovered two items that have delayed the completion of this project. First, the Fire Marshall deemed our existing fire alarm system inadequate. We were fortunate to receive additional CDBG funds to pay for a new system. Installation of the system is expected to begin 8/17/15. Additionally, during a round of heavy storms, we discovered many of the windows in the newly renovated area had severe leaks. We are working to address this situation as quickly as possible.</p>	
2015	<p>Of the 14,299 served, 786 were elderly, 2,033 had some type of disability, and 7,435 (52%) were female head of household.</p> <p>Draw 7 - 9/18/15: Fire alarm installation is complete, only testing and inspection remain.</p> <p>Draw 8 - 3/4/16: The renovation was completed in late September and Certificate of Occupancy was issued in October. The final payment was delayed to ensure the General Contractor's compliance with Davis-Bacon Labor Standards.</p> <p>Completion - 3/2/16: The renovation provided additional useable space to serve more clients on a daily basis, affording greater privacy as a result of the second office. In addition, we now have an area suitable for holding workshops and trainings beneficial to our clients to help them develop skills toward achieving self-sufficiency. The renovation also provided handicapped accessible restrooms and a play area for children to utilize while their parents are seeking services. Of the 14,299 individuals served, 2,033 are handicapped, 786 are elderly, and 7,345 are female head of household.</p>	



U.S. Department of Housing and Urban Development
 Office of Community Planning and Development
 Integrated Disbursement and Information System
 CDBG Activity Summary Report (GPR) for Program Year 2015
 DOUGLAS COUNTY

Date: 08-Nov-2016
 Time: 12:23
 Page: 12

PGM Year: 2013
Project: 0002 - Housing
IDIS Activity: 137 - Town of Parker-Rehab

Status: Completed 10/20/2015 12:00:00 AM
Location: 20120 E Mainstreet Parker, CO 80138-7334

Objective: Create suitable living environments
Outcome: Availability/accessibility
Matrix Code: Rehab; Single-Unit Residential (14A) **National Objective:** LMH

Initial Funding Date: 12/23/2014

Description:

Financing

	Fund Type	Grant Year	Grant	Funded Amount	Drawn In Program Year	Drawn Thru Program Year
CDBG	EN	Pre-2015		\$1,125.00	\$0.00	\$0.00
		2013	B13UC080004		\$0.00	\$1,125.00
Total	Total			\$1,125.00	\$0.00	\$1,125.00

Proposed Accomplishments

Housing Units : 10

Actual Accomplishments

Number assisted:

	Owner		Renter		Total		Person	
	Total	Hispanic	Total	Hispanic	Total	Hispanic	Total	Hispanic
White:	1	0	0	0	1	0	0	0
Black/African American:	0	0	0	0	0	0	0	0
Asian:	0	0	0	0	0	0	0	0
American Indian/Alaskan Native:	0	0	0	0	0	0	0	0
Native Hawaiian/Other Pacific Islander:	0	0	0	0	0	0	0	0
American Indian/Alaskan Native & White:	0	0	0	0	0	0	0	0
Asian White:	0	0	0	0	0	0	0	0
Black/African American & White:	0	0	0	0	0	0	0	0
American Indian/Alaskan Native & Black/African American:	0	0	0	0	0	0	0	0
Other multi-racial:	0	0	0	0	0	0	0	0
Asian/Pacific Islander:	0	0	0	0	0	0	0	0
Hispanic:	0	0	0	0	0	0	0	0
Total:	1	0	0	0	1	0	0	0
Female-headed Households:	0		0		0			



U.S. Department of Housing and Urban Development
 Office of Community Planning and Development
 Integrated Disbursement and Information System
 CDBG Activity Summary Report (GPR) for Program Year 2015
 DOUGLAS COUNTY

Date: 08-Nov-2016
 Time: 12:23
 Page: 13

Income Category:

	Owner	Renter	Total	Person
Extremely Low	0	0	0	0
Low Mod	1	0	1	0
Moderate	0	0	0	0
Non Low Moderate	0	0	0	0
Total	1	0	1	0
Percent Low/Mod	100.0%		100.0%	

Annual Accomplishments

Years	Accomplishment Narrative	# Benefitting
2014	<p>Draw 1 - 12/23/14: CDBG funds were used to provide housing rehab to 1 household in the form of shower drain removal and replacement, and installation of a 40-gallon water heater.</p> <p>Completion: Funds were used to provide housing rehab in the form of shower drain replacement in the master bath, and replace a water heater and vacuum breaker for one household. The resident, a senior mother and 2 daughters, 1 disabled, benefitted from this by having reliable hot water, a shower that was once unusable and now fully functioning. The estimated goal to assist 5-10 households was not met due to not being able to find qualified residents to apply.</p> <p>10/20/15: Adjusted funding amount in IDIS. Project is ready to close.</p>	



U.S. Department of Housing and Urban Development
 Office of Community Planning and Development
 Integrated Disbursement and Information System
 CDBG Activity Summary Report (GPR) for Program Year 2015
 DOUGLAS COUNTY

Date: 08-Nov-2016
 Time: 12:23
 Page: 14

PGM Year: 2014
Project: 0016 - CDBG Admin
IDIS Activity: 138 - CDBG Admin

Status: Completed 9/28/2015 12:00:00 AM
Location: ,
Objective:
Outcome:
Matrix Code: Planning (20) **National Objective:**

Initial Funding Date: 12/31/2014

Description:
 Administration funds will be used for salaries, benefits, supplies, milage, training,marketing of the program, and other activities as required for the oversight of subgrantees and operation of the entitlement grant program.

Financing

	Fund Type	Grant Year	Grant	Funded Amount	Drawn In Program Year	Drawn Thru Program Year
CDBG	EN	Pre-2015		\$125,918.24	\$0.00	\$0.00
		2013	B13UC080004		\$0.00	\$91,128.03
		2014	B14UC080004		\$0.00	\$34,790.21
Total	Total			\$125,918.24	\$0.00	\$125,918.24

Proposed Accomplishments

Actual Accomplishments

Number assisted:

	Owner		Renter		Total		Person	
	Total	Hispanic	Total	Hispanic	Total	Hispanic	Total	Hispanic
White:					0	0		
Black/African American:					0	0		
Asian:					0	0		
American Indian/Alaskan Native:					0	0		
Native Hawaiian/Other Pacific Islander:					0	0		
American Indian/Alaskan Native & White:					0	0		
Asian White:					0	0		
Black/African American & White:					0	0		
American Indian/Alaskan Native & Black/African American:					0	0		
Other multi-racial:					0	0		
Asian/Pacific Islander:					0	0		
Hispanic:					0	0		
Total:	0	0	0	0	0	0	0	0



U.S. Department of Housing and Urban Development
Office of Community Planning and Development
Integrated Disbursement and Information System
CDBG Activity Summary Report (GPR) for Program Year 2015
DOUGLAS COUNTY

Date: 08-Nov-2016

Time: 12:23

Page: 15

Female-headed Households:

0

Income Category:

	Owner	Renter	Total	Person
Extremely Low			0	
Low Mod			0	
Moderate			0	
Non Low Moderate			0	
Total	0	0	0	0
Percent Low/Mod				

Annual Accomplishments

No data returned for this view. This might be because the applied filter excludes all data.



U.S. Department of Housing and Urban Development
 Office of Community Planning and Development
 Integrated Disbursement and Information System
 CDBG Activity Summary Report (GPR) for Program Year 2015
 DOUGLAS COUNTY

Date: 08-Nov-2016
 Time: 12:23
 Page: 16

PGM Year: 2014
Project: 0008 - Rent Assistance
IDIS Activity: 139 - DETF-Rent

Status: Completed 8/24/2015 12:00:00 AM
Location: 1638 Park St Castle Rock, CO 80109-3010

Objective: Create suitable living environments
Outcome: Availability/accessibility
Matrix Code: Subsistence Payment (05Q) **National Objective:** LMC

Initial Funding Date: 01/21/2015

Description:
 Funding will be used to provide one-time rent assistance to low- and moderate-income residents of Douglas County for households at risk of becoming homeless due to eviction or other circumstances

Financing

	Fund Type	Grant Year	Grant	Funded Amount	Drawn In Program Year	Drawn Thru Program Year
CDBG	EN	Pre-2015		\$20,000.00	\$0.00	\$0.00
		2013	B13UC080004		\$0.00	\$14,430.00
		2014	B14UC080004		\$3,570.00	\$5,570.00
Total	Total			\$20,000.00	\$3,570.00	\$20,000.00

Proposed Accomplishments

People (General) : 420

Actual Accomplishments

Number assisted:	Owner		Renter		Total		Person	
	Total	Hispanic	Total	Hispanic	Total	Hispanic	Total	Hispanic
White:	0	0	0	0	0	0	158	33
Black/African American:	0	0	0	0	0	0	17	0
Asian:	0	0	0	0	0	0	1	0
American Indian/Alaskan Native:	0	0	0	0	0	0	1	0
Native Hawaiian/Other Pacific Islander:	0	0	0	0	0	0	5	0
American Indian/Alaskan Native & White:	0	0	0	0	0	0	0	0
Asian White:	0	0	0	0	0	0	0	0
Black/African American & White:	0	0	0	0	0	0	5	0
American Indian/Alaskan Native & Black/African American:	0	0	0	0	0	0	0	0
Other multi-racial:	0	0	0	0	0	0	44	0
Asian/Pacific Islander:	0	0	0	0	0	0	0	0
Hispanic:	0	0	0	0	0	0	0	0
Total:	0	0	0	0	0	0	231	33



U.S. Department of Housing and Urban Development
 Office of Community Planning and Development
 Integrated Disbursement and Information System
 CDBG Activity Summary Report (GPR) for Program Year 2015
 DOUGLAS COUNTY

Date: 08-Nov-2016
 Time: 12:23
 Page: 17

Female-headed Households: 0 0 0

Income Category:

	Owner	Renter	Total	Person
Extremely Low	0	0	0	146
Low Mod	0	0	0	70
Moderate	0	0	0	15
Non Low Moderate	0	0	0	0
Total	0	0	0	231
Percent Low/Mod	100.0%			

Annual Accomplishments

Years	Accomplishment Narrative	# Benefitting
2014	<p>Draw 1 - 01/21/15: A total of 16 households were assisted with emergency rent payments to prevent homelessness for 43 individuals. One client story: Mr. P. was recently discharged from the service due to an injury he sustained. He is a well educated father who has been trying to find work, and receives a small disability income which does not cover his rent. Assistance was provided to keep his family in their home, and has since gained employment.</p> <p>Draw 2 - 02/12/15: A total of 18 households were assisted with emergency rent payments to prevent homelessness for 57 individuals. Ms. G. is a single mother of 3 who developed an infection requiring her to miss 9 days of work. Her paycheck was short due to her illness, and requested rental assistance. She was able to stay in her home using CDBG funds.</p> <p>Draw 3 - 3/19/15: A total of 16 households were assisted with emergency rent payments to prevent homelessness for 41 individuals. Mr. W. was employed as an electrician but developed thrombosis of the arteries in his legs. He is currently on disability and has a scheduled amputation soon of one of his legs; he is eventually expected to lose the other leg as well. His wife is unable to work as he requires care. She is hoping to become his paid caregiver. DETF provided rent assistance using CDBG funds to keep them in their home.</p> <p>Draw 4 - 5/1/15: A total of 8 households were assisted with emergency rent payments to prevent homelessness for 28 individuals. Mr. F. has received disability since 2009 and recently underwent his 4th back surgery. His wife had to take some time off to care for him and subsequently lost her job. They were short on rent and requested help to avoid eviction. She has had some positive interviews and hopes to be back to work soon.</p> <p>Draw 5 - A total of 8 households were assisted with emergency rent payments to prevent homelessness for 21 individuals.</p> <p>Draw 6 - A total of 15 households were assisted with emergency rent payments to prevent homelessness for 41 individuals. CDBG funds are now fully expended.</p> <p>Completion: Partial rent payments were issued on behalf of 81 households, preventing homelessness for 231 individuals. CDBG funds assisted low-moderate income residents of Douglas County to remain in their homes an additional 30 days. This affords these residents additional time to address and rectify their financial difficulty.</p>	



U.S. Department of Housing and Urban Development
 Office of Community Planning and Development
 Integrated Disbursement and Information System
 CDBG Activity Summary Report (GPR) for Program Year 2015
 DOUGLAS COUNTY

Date: 08-Nov-2016
 Time: 12:23
 Page: 18

PGM Year: 2014
Project: 0009 - Utility Assistance
IDIS Activity: 140 - DETF-Util

Status: Completed 9/22/2015 12:00:00 AM
Location: 1638 Park St Castle Rock, CO 80109-3010

Objective: Create suitable living environments
Outcome: Availability/accessibility
Matrix Code: Subsistence Payment (05Q) **National Objective:** LMC

Initial Funding Date: 01/21/2015

Description:

Funds will be used to provide emergency utility assistance to eligible Douglas County residents to prevent shut-offs and evictions.

Financing

	Fund Type	Grant Year	Grant	Funded Amount	Drawn In Program Year	Drawn Thru Program Year
CDBG	EN	Pre-2015		\$20,000.00	\$0.00	\$0.00
		2013	B13UC080004		\$0.00	\$10,540.26
		2014	B14UC080004		\$1,506.14	\$9,459.74
Total	Total			\$20,000.00	\$1,506.14	\$20,000.00

Proposed Accomplishments

People (General) : 300

Actual Accomplishments

Number assisted:

	Owner		Renter		Total		Person	
	Total	Hispanic	Total	Hispanic	Total	Hispanic	Total	Hispanic
White:	0	0	0	0	0	0	273	88
Black/African American:	0	0	0	0	0	0	23	0
Asian:	0	0	0	0	0	0	3	0
American Indian/Alaskan Native:	0	0	0	0	0	0	3	0
Native Hawaiian/Other Pacific Islander:	0	0	0	0	0	0	1	0
American Indian/Alaskan Native & White:	0	0	0	0	0	0	4	0
Asian White:	0	0	0	0	0	0	6	0
Black/African American & White:	0	0	0	0	0	0	3	0
American Indian/Alaskan Native & Black/African American:	0	0	0	0	0	0	0	0
Other multi-racial:	0	0	0	0	0	0	38	0
Asian/Pacific Islander:	0	0	0	0	0	0	0	0
Hispanic:	0	0	0	0	0	0	0	0
Total:	0	0	0	0	0	0	354	88



U.S. Department of Housing and Urban Development
 Office of Community Planning and Development
 Integrated Disbursement and Information System
 CDBG Activity Summary Report (GPR) for Program Year 2015
 DOUGLAS COUNTY

Date: 08-Nov-2016
 Time: 12:23
 Page: 19

Female-headed Households: 0 0 0

Income Category:

	Owner	Renter	Total	Person
Extremely Low	0	0	0	232
Low Mod	0	0	0	81
Moderate	0	0	0	41
Non Low Moderate	0	0	0	0
Total	0	0	0	354
Percent Low/Mod				100.0%

Annual Accomplishments

Years	Accomplishment Narrative	# Benefiting
2014	<p>Draw 1 - 01/21/15: Emergency utility payments were made on behalf of 19 households to prevent loss of essential utilities. One client story: Mr. H is a vet who suffers from post-traumatic stress disorder and his elderly mother lives with him. He is in the process of applying for SSI due to his disability, their home is currently on the market, and received utility assistance to avoid having their water turned off.</p> <p>Draw 2 - 2/4/15: Emergency utility payements were made on behalf of 16 households to prevent loss of utilities for 57 individuals.</p> <p>Draw 3 - 2/19/15: Emergency utility payements were made on behalf of 14 households to prevent loss of utilities for 59 individuals. Ms. B works as a waitress and attends college. She relies on her school loans to make ends meet, but they were delayed this year. Unable to pay her gas and electric bill, her service was turned off. CDBG funds were used to restore service.</p> <p>Draw 4 - 4/6/15: Mrs. W. is a stay at home mother of four young children, who fell behind on her bills when her husband was removed from the home due to domestic violence. CDBG funds were used to help with utility bills; she and her husband have gone through counseling and the family is now back together.</p> <p>Draw 5 - 5/21/15: Emergency utility payments were made on behalf of 16 households to prevent loss of essential utilities for 43 individuals. Mrs. L. came to DE Task Force for help after her water was turned off due to non-payment. Her husband suffered a stroke and received a heart transplant. He is unable to work and is nonverbal and Mrs. L. lost her job during this time due to missed work tending to the medical and legal issues. CDBG funds were used to resume water service for the residence.</p> <p>Draw 7 - Emergency utility payments were made on behalf of 16 households to prevent loss of essential utilities for 43 individuals. Ms. R. lost her job of nine years in November. She found full time work at a fast food restaurant but the pay isn't enough to cover basic living expenses, and is now searching for a second job. She requested assisted to prevent loss of her electricity.</p> <p>Draw 8 - Emergency utility payments were made on behalf of 18 households to prevent loss of essential utilities for 62 individuals. Ms. R. is the single mother of two small children. Though divorced, her husband committed to paying the household bills but injured himself at work and is on disability, and unable to pay. Using CDBG funds, DETF was able to cancel the pending disconnect on her electricity and keep her in service.</p> <p>Completion: Emergency utility payments were made on behalf of 115 low- moderate-income households comprised of 288 individuals in Douglas County. This assistance enabled residents to stay in a safe, suitable living environment with access to essential utilities for at least 30 days, preventing homelessness.</p>	



U.S. Department of Housing and Urban Development
 Office of Community Planning and Development
 Integrated Disbursement and Information System
 CDBG Activity Summary Report (GPR) for Program Year 2015
 DOUGLAS COUNTY

Date: 08-Nov-2016
 Time: 12:23
 Page: 20

PGM Year: 2014
Project: 0011 - SVdP-CR Rent Assistance
IDIS Activity: 141 - SVdP-Rent

Status: Completed 8/24/2015 12:00:00 AM
Location: 2746 5th St Castle Rock, CO 80104-1824

Objective: Create suitable living environments
Outcome: Availability/accessibility
Matrix Code: Subsistence Payment (05Q) **National Objective:** LMC

Initial Funding Date: 01/21/2015

Description:
 Funds will be used to provide rent assistance to low- and moderate-income residents of Douglas County for households at risk of becoming homeless due to eviction or other circumstances.

Financing

	Fund Type	Grant Year	Grant	Funded Amount	Drawn In Program Year	Drawn Thru Program Year
CDBG	EN	Pre-2015		\$12,000.00	\$0.00	\$0.00
		2013	B13UC080004		\$0.00	\$10,000.00
		2014	B14UC080004		\$0.00	\$2,000.00
Total	Total			\$12,000.00	\$0.00	\$12,000.00

Proposed Accomplishments

People (General) : 650

Actual Accomplishments

Number assisted:

	Owner		Renter		Total		Person	
	Total	Hispanic	Total	Hispanic	Total	Hispanic	Total	Hispanic
White:	0	0	0	0	0	0	89	22
Black/African American:	0	0	0	0	0	0	12	0
Asian:	0	0	0	0	0	0	1	0
American Indian/Alaskan Native:	0	0	0	0	0	0	0	0
Native Hawaiian/Other Pacific Islander:	0	0	0	0	0	0	0	0
American Indian/Alaskan Native & White:	0	0	0	0	0	0	0	0
Asian White:	0	0	0	0	0	0	1	0
Black/African American & White:	0	0	0	0	0	0	1	0
American Indian/Alaskan Native & Black/African American:	0	0	0	0	0	0	0	0
Other multi-racial:	0	0	0	0	0	0	27	0
Asian/Pacific Islander:	0	0	0	0	0	0	0	0
Hispanic:	0	0	0	0	0	0	0	0
Total:	0	0	0	0	0	0	131	22



U.S. Department of Housing and Urban Development
 Office of Community Planning and Development
 Integrated Disbursement and Information System
 CDBG Activity Summary Report (GPR) for Program Year 2015
 DOUGLAS COUNTY

Date: 08-Nov-2016
 Time: 12:23
 Page: 21

Female-headed Households: 0 0 0

Income Category:

	Owner	Renter	Total	Person
Extremely Low	0	0	0	71
Low Mod	0	0	0	57
Moderate	0	0	0	3
Non Low Moderate	0	0	0	0
Total	0	0	0	131
Percent Low/Mod	100.0%			

Annual Accomplishments

Years	Accomplishment Narrative	# Benefiting
2014	<p>Draw 1 - 01/21/15: Rent assistance was provided to clients during the month of December to help prevent eviction and homelessness . One client is a 41 year-old divorced father with full custody of his 2 children. He was in a serious motorcycle accident and lost the use of his right arm and is currently on SSI. He is trying to get funds together to have a procedure done on his arm, and the property owner has reduced the monthly rent in order to help the family. SVdP provided rent assistance to help prevent eviction.</p> <p>Draw 2 - 2/17/15: Rent assistance was provided to clients during the months of January and February to help prevent eviction and homelessness . One client is a 29 year-old married man living in CR with 4 children, ages 7 years old to 4 months. The client lost his job and the family has no funds coming into the household except food stamps at \$298 per month. Multiple agencies are assisting this family and SVdP is assisting with rent using CDBG funds to prevent eviction.</p> <p>Draw 3 - 4/14/15: Rent assistance was provided to clients during the months of February and March to help prevent eviction and homelessness. One client is a 50 year-old single father with a teen-aged son. He lost his job and does not have enough funds to cover February's rent. He works as a mechanic and is hoping to hear about a new job in the next week. In the meantime, he was referred to HHS for food stamps and LEAP assistance. Because the client had never been late with his rent, the property owner is waiving late fees and allowing a partial payment provided with CDBG funds to prevent eviction.</p> <p>Completion: Rental assistance is provided on a one-time per year basis to those experiencing financial crisis to help avoid homelessness. In addition, our case manager make these clients aware of a food pantry run by SVdP for eligible residents of Douglas County. The client's use of this food pantry multiplies the value of the rental assistance gained from CDBG funds, by providing an overall better life for those individuals and families. The coordination of assistance with private and public agencies reduced incidences of homelessness within Douglas County.</p>	



U.S. Department of Housing and Urban Development
 Office of Community Planning and Development
 Integrated Disbursement and Information System
 CDBG Activity Summary Report (GPR) for Program Year 2015
 DOUGLAS COUNTY

Date: 08-Nov-2016
 Time: 12:23
 Page: 22

PGM Year: 2014
Project: 0004 - Transportation Coordinator
IDIS Activity: 142 - CRSC-Transp Coord

Status: Completed 9/9/2015 12:00:00 AM
Location: 2323 Woodlands Blvd Castle Rock, CO 80104-2853

Objective: Create suitable living environments
Outcome: Availability/accessibility
Matrix Code: Transportation Services (05E) **National Objective:** LMC

Initial Funding Date: 01/21/2015

Description:

Funding will be used to help pay for a transportation coordinator to ensure access for adequate transportation options that are affordable to the low- and moderate-income residents in the senior and disabled populations with Douglas County

Financing

	Fund Type	Grant Year	Grant	Funded Amount	Drawn In Program Year	Drawn Thru Program Year
CDBG	EN	Pre-2015		\$18,000.00	\$0.00	\$0.00
		2013	B13UC080004		\$0.00	\$12,794.89
		2014	B14UC080004		\$3,214.40	\$5,205.11
Total	Total			\$18,000.00	\$3,214.40	\$18,000.00

Proposed Accomplishments

People (General) : 450

Actual Accomplishments

Number assisted:

	Owner		Renter		Total		Person	
	Total	Hispanic	Total	Hispanic	Total	Hispanic	Total	Hispanic
White:	0	0	0	0	0	0	240	0
Black/African American:	0	0	0	0	0	0	7	0
Asian:	0	0	0	0	0	0	4	0
American Indian/Alaskan Native:	0	0	0	0	0	0	0	0
Native Hawaiian/Other Pacific Islander:	0	0	0	0	0	0	4	0
American Indian/Alaskan Native & White:	0	0	0	0	0	0	0	0
Asian White:	0	0	0	0	0	0	0	0
Black/African American & White:	0	0	0	0	0	0	0	0
American Indian/Alaskan Native & Black/African American:	0	0	0	0	0	0	0	0
Other multi-racial:	0	0	0	0	0	0	5	0
Asian/Pacific Islander:	0	0	0	0	0	0	0	0
Hispanic:	0	0	0	0	0	0	0	0
Total:	0	0	0	0	0	0	260	0



U.S. Department of Housing and Urban Development
 Office of Community Planning and Development
 Integrated Disbursement and Information System
 CDBG Activity Summary Report (GPR) for Program Year 2015
 DOUGLAS COUNTY

Date: 08-Nov-2016
 Time: 12:23
 Page: 24

PGM Year: 2014
Project: 0007 - Overnight Lodging Assistance
IDIS Activity: 143 - DETF-Overnight

Status: Completed 8/10/2015 12:00:00 AM
Location: 1638 Park St Castle Rock, CO 80109-3010

Objective: Create suitable living environments
Outcome: Availability/accessibility
Matrix Code: Subsistence Payment (05Q) **National Objective:** LMC

Initial Funding Date: 02/12/2015

Description:

Funding will be used to assist families and individuals in economic crisis who are homeless, victims of domestic violence and transient clients, with emergency lodging in local Castle Rock hotels.

Financing

	Fund Type	Grant Year	Grant	Funded Amount	Drawn In Program Year	Drawn Thru Program Year
CDBG	EN	Pre-2015		\$7,500.00	\$0.00	\$0.00
		2013	B13UC080004		\$0.00	\$5,055.00
		2014	B14UC080004		\$0.00	\$2,445.00
Total	Total			\$7,500.00	\$0.00	\$7,500.00

Proposed Accomplishments

People (General) : 300

Actual Accomplishments

Number assisted:

	Owner		Renter		Total		Person	
	Total	Hispanic	Total	Hispanic	Total	Hispanic	Total	Hispanic
White:	0	0	0	0	0	0	92	10
Black/African American:	0	0	0	0	0	0	7	0
Asian:	0	0	0	0	0	0	0	0
American Indian/Alaskan Native:	0	0	0	0	0	0	3	0
Native Hawaiian/Other Pacific Islander:	0	0	0	0	0	0	0	0
American Indian/Alaskan Native & White:	0	0	0	0	0	0	0	0
Asian White:	0	0	0	0	0	0	0	0
Black/African American & White:	0	0	0	0	0	0	4	0
American Indian/Alaskan Native & Black/African American:	0	0	0	0	0	0	0	0
Other multi-racial:	0	0	0	0	0	0	16	0
Asian/Pacific Islander:	0	0	0	0	0	0	0	0
Hispanic:	0	0	0	0	0	0	0	0
Total:	0	0	0	0	0	0	122	10



U.S. Department of Housing and Urban Development
 Office of Community Planning and Development
 Integrated Disbursement and Information System
 CDBG Activity Summary Report (GPR) for Program Year 2015
 DOUGLAS COUNTY

Date: 08-Nov-2016
 Time: 12:23
 Page: 25

Female-headed Households:	0	0	0	0
<i>Income Category:</i>				
	Owner	Renter	Total	Person
Extremely Low	0	0	0	122
Low Mod	0	0	0	0
Moderate	0	0	0	0
Non Low Moderate	0	0	0	0
Total	0	0	0	122
Percent Low/Mod				100.0%

Annual Accomplishments

Years	Accomplishment Narrative	# Benefiting
2014	<p>Draw 1 - 02/12/15: A total of 13 households were assisted with overnight lodging to prevent homelessness for 28 individuals.</p> <p>Draw 2 - 03/12/15: A total of 9 households were assisted with overnight lodging to prevent homelessness for 17 individuals and protect them from the elements.</p> <p>Draw 3: A total of 13 households were assisted with overnight lodging to temporarily prevent homelessness for 30 individuals and protect them from the elements.</p> <p>Draw 4: A total of 22 households were assisted with overnight lodging to temporarily prevent homelessness for 54 individuals and protect them from the elements.</p> <p>Completion: Emergency overnight lodging assistance was provided to individuals and families who were homeless, transient or victims of crime, referred by either law enforcement, Social Services or other agencies, and walk-in clientele. A total of 198 nights of lodging was provided for 122 clients. All served were extremely low-income and issued motel vouchers for 1-7 nights depending on their need and circumstances. Many only required short stays in a motel in order to regroup, make connections and new arrangements.</p>	



U.S. Department of Housing and Urban Development
 Office of Community Planning and Development
 Integrated Disbursement and Information System
 CDBG Activity Summary Report (GPR) for Program Year 2015
 DOUGLAS COUNTY

Date: 08-Nov-2016
 Time: 12:23
 Page: 26

PGM Year: 2014
Project: 0001 - Home Ownership Program
IDIS Activity: 144 - DCHP-Community Supportive Housing

Status: Completed 9/2/2016 12:00:00 AM
Location: 12827 Mayfair Way Unit A Unit #A Englewood, CO 80112-7098

Objective: Provide decent affordable housing
Outcome: Affordability
Matrix Code: Acquisition of Real Property (01) **National Objective:** LMH

Initial Funding Date: 05/29/2015

Description:

Douglas County Housing Partnership will acquire a condominium in unincorporated Douglas County for the Community Supportive Housing program.

Financing

	Fund Type	Grant Year	Grant	Funded Amount	Drawn In Program Year	Drawn Thru Program Year
CDBG	EN	Pre-2015		\$258,900.00	\$0.00	\$0.00
		2013	B13UC080004		\$0.00	\$231,842.26
		2014	B14UC080004		\$14,004.21	\$17,504.21
Total	Total			\$258,900.00	\$14,004.21	\$249,346.47

Proposed Accomplishments

Housing Units : 1

Actual Accomplishments

Number assisted:

	Owner		Renter		Total		Person	
	Total	Hispanic	Total	Hispanic	Total	Hispanic	Total	Hispanic
White:	0	0	7	0	7	0	0	0
Black/African American:	0	0	0	0	0	0	0	0
Asian:	0	0	0	0	0	0	0	0
American Indian/Alaskan Native:	0	0	0	0	0	0	0	0
Native Hawaiian/Other Pacific Islander:	0	0	0	0	0	0	0	0
American Indian/Alaskan Native & White:	0	0	0	0	0	0	0	0
Asian White:	0	0	0	0	0	0	0	0
Black/African American & White:	0	0	0	0	0	0	0	0
American Indian/Alaskan Native & Black/African American:	0	0	0	0	0	0	0	0
Other multi-racial:	0	0	0	0	0	0	0	0
Asian/Pacific Islander:	0	0	0	0	0	0	0	0
Hispanic:	0	0	0	0	0	0	0	0
Total:	0	0	7	0	7	0	0	0



U.S. Department of Housing and Urban Development
 Office of Community Planning and Development
 Integrated Disbursement and Information System
 CDBG Activity Summary Report (GPR) for Program Year 2015
 DOUGLAS COUNTY

Date: 08-Nov-2016
 Time: 12:23
 Page: 27

Female-headed Households: 0 3 3

Income Category:

	Owner	Renter	Total	Person
Extremely Low	0	7	7	0
Low Mod	0	0	0	0
Moderate	0	0	0	0
Non Low Moderate	0	0	0	0
Total	0	7	7	0
Percent Low/Mod		100.0%	100.0%	

Annual Accomplishments

Years	Accomplishment Narrative	# Benefiting
2014	<p>Draw 1 & 2 - 5/29/15: DCHP acquired condominium in unincorporated Douglas County for the Community Supportive Housing program.</p> <p>Annual - 8/15/15: In May 2015, DCHP acquired a condominium in unincorporated Douglas County for Community Supportive Housing program. The condominium has provided the opportunity for affordable and stable rental housing to a low-income, female head of household, at-risk family in the CSH Program.</p>	
2015	<p>Draw 3 & 4: DCHP used CDBG funds to repair and update various items in the household to provide a safe and healthy living environment for future occupancy.</p> <p>Completion: This project provided safe and decent housing to families that were facing homelessness, helped create affordability, and work to move the families to self-sufficiency. A condominium was purchased in May of 2015. Two households, consisting of 5 individuals, have been successfully housed to date. Both were female head of household families with children, and both households had a developmentally disabled child. Both households were given an opportunity to live in a nice condominium while receiving rental subsidy to ensure they were not rent burdened. This provision of housing provided the families with much needed stability so they could focus on resolving the issues which preceded their homelessness, and resolve other issues with their DC Cares case manager.</p>	



U.S. Department of Housing and Urban Development
 Office of Community Planning and Development
 Integrated Disbursement and Information System
 CDBG Activity Summary Report (GPR) for Program Year 2015
 DOUGLAS COUNTY

Date: 08-Nov-2016
 Time: 12:23
 Page: 28

PGM Year: 2014
Project: 0010 - IFCS Rent Assistance
IDIS Activity: 145 - Emergency Rent Assistance

Status: Completed 10/1/2015 12:00:00 AM
Location: 3370 S Irving St Englewood, CO 80110-1816

Objective: Create suitable living environments
Outcome: Availability/accessibility
Matrix Code: Subsistence Payment (05Q) **National Objective:** LMC

Initial Funding Date: 06/19/2015

Description:

Provide emergency rent assistance to qualified northern Douglas County residents to reduce the threat of homelessness.

Financing

	Fund Type	Grant Year	Grant	Funded Amount	Drawn In Program Year	Drawn Thru Program Year
CDBG	EN	Pre-2015		\$5,524.95	\$0.00	\$0.00
		2014	B14UC080004		\$0.00	\$5,524.95
Total	Total			\$5,524.95	\$0.00	\$5,524.95

Proposed Accomplishments

People (General) : 25

Actual Accomplishments

Number assisted:

	Owner		Renter		Total		Person	
	Total	Hispanic	Total	Hispanic	Total	Hispanic	Total	Hispanic
White:	0	0	0	0	0	0	12	2
Black/African American:	0	0	0	0	0	0	3	0
Asian:	0	0	0	0	0	0	0	0
American Indian/Alaskan Native:	0	0	0	0	0	0	1	0
Native Hawaiian/Other Pacific Islander:	0	0	0	0	0	0	0	0
American Indian/Alaskan Native & White:	0	0	0	0	0	0	0	0
Asian White:	0	0	0	0	0	0	0	0
Black/African American & White:	0	0	0	0	0	0	0	0
American Indian/Alaskan Native & Black/African American:	0	0	0	0	0	0	0	0
Other multi-racial:	0	0	0	0	0	0	0	0
Asian/Pacific Islander:	0	0	0	0	0	0	0	0
Hispanic:	0	0	0	0	0	0	0	0
Total:	0	0	0	0	0	0	16	2
Female-headed Households:	0		0		0			



U.S. Department of Housing and Urban Development
 Office of Community Planning and Development
 Integrated Disbursement and Information System
 CDBG Activity Summary Report (GPR) for Program Year 2015
 DOUGLAS COUNTY

Date: 08-Nov-2016
 Time: 12:23
 Page: 29

Income Category:

	Owner	Renter	Total	Person
Extremely Low	0	0	0	11
Low Mod	0	0	0	5
Moderate	0	0	0	0
Non Low Moderate	0	0	0	0
Total	0	0	0	16
Percent Low/Mod				100.0%

Annual Accomplishments

Years	Accomplishment Narrative	# Benefitting
2014	<p>Draw 1-2 - Funds were use to enable 16 individuals to remain housed for 30 days following the threat of eviction. The numbers fell short of the estimate due to very high rents in Douglas County and the inability of clients to contribute more to the rent owed.</p> <p>Annual/Completion: Inter-Faith was able to prevent the eviction of 4 households consisting of 16 individuals including 2 Female Head of Household and 1 disabled. A month after assistance was received, follow-up calls revealed that all but one household were stably housed. A case manager reviewed each household budget offering suggestions to increase income and cut down on expenses. Referrals were made for clients to other service organizations to further the goal of moving toward financial stability. 3 of the 4 households accessed other Inter-Faith services including food, clothing, and gas vouchers.</p>	



U.S. Department of Housing and Urban Development
 Office of Community Planning and Development
 Integrated Disbursement and Information System
 CDBG Activity Summary Report (GPR) for Program Year 2015
 DOUGLAS COUNTY

Date: 08-Nov-2016
 Time: 12:23
 Page: 30

PGM Year: 2014
Project: 0006 - Douglas County Cares
IDIS Activity: 146 - Family Development

Status: Open
Location: 100 3rd St Castle Rock, CO 80104-2425

Objective: Create suitable living environments
Outcome: Availability/accessibility
Matrix Code: Subsistence Payment (05Q) **National Objective:** LMC

Initial Funding Date: 07/15/2015

Description:

Funding will be used to assist homeless and low-income households through stabilized housing and facilitated family support.

Financing

	Fund Type	Grant Year	Grant	Funded Amount	Drawn In Program Year	Drawn Thru Program Year
CDBG	EN	Pre-2015		\$30,304.00	\$0.00	\$0.00
		2014	B14UC080004		\$30,304.00	\$30,304.00
Total	Total			\$30,304.00	\$30,304.00	\$30,304.00

Proposed Accomplishments

People (General) : 120

Actual Accomplishments

Number assisted:

	Owner		Renter		Total		Person	
	Total	Hispanic	Total	Hispanic	Total	Hispanic	Total	Hispanic
White:	0	0	0	0	0	0	111	13
Black/African American:	0	0	0	0	0	0	5	0
Asian:	0	0	0	0	0	0	3	0
American Indian/Alaskan Native:	0	0	0	0	0	0	8	0
Native Hawaiian/Other Pacific Islander:	0	0	0	0	0	0	0	0
American Indian/Alaskan Native & White:	0	0	0	0	0	0	5	0
Asian White:	0	0	0	0	0	0	1	0
Black/African American & White:	0	0	0	0	0	0	5	0
American Indian/Alaskan Native & Black/African American:	0	0	0	0	0	0	5	0
Other multi-racial:	0	0	0	0	0	0	8	2
Asian/Pacific Islander:	0	0	0	0	0	0	0	0
Hispanic:	0	0	0	0	0	0	0	0
Total:	0	0	0	0	0	0	151	15
Female-headed Households:	0		0		0			



U.S. Department of Housing and Urban Development
 Office of Community Planning and Development
 Integrated Disbursement and Information System
 CDBG Activity Summary Report (GPR) for Program Year 2015
 DOUGLAS COUNTY

Date: 08-Nov-2016
 Time: 12:23
 Page: 31

Income Category:

	Owner	Renter	Total	Person
Extremely Low	0	0	0	135
Low Mod	0	0	0	16
Moderate	0	0	0	0
Non Low Moderate	0	0	0	0
Total	0	0	0	151
Percent Low/Mod				100.0%

Annual Accomplishments

Years	Accomplishment Narrative	# Benefitting
2014	<p>Draw 1 - Staff is working to increase program capacity. One family that was placed in a motel for several nights is now living in a Community Supportive Housing unit. The family was homeless and her disabled son is now able to receive in home services. The mother is working to increase her employment and support.</p> <p>The DC Cares program has begun spending 2014 funds to assist DC Cares families. The program is adding additional partners and facilitators to increase capacity and spend available resources on families working to achieve self-sufficiency. One family, a single mom with a special needs son received motel assistance until an opening came available in a community supportive housing unit. She is now housed while she works to obtain services for her son and increase her employment. Another family was assisted with rent while the father looked for new employment after surgery. His housing was maintained and he is now earning over \$25 an hour.</p>	
2015	<p>Draw 2 - During this period, 3 homeless families have secured housing with the assistance of CDBG funds. One is a single mom who is now working 3 jobs. Another is a single father who was reunited with his children from foster care after securing housing. The third is a family of 4 who has been sleeping in a tent for the past 6 months. The project remains on schedule to assist the projected number of families.</p> <p>Draw 3 - 03/01/16: CDBG funds were used for assistance that was provided to a family that experienced domestic violence and needed assistance to leave their residence and stay in a hotel while identifying safe housing. Another family was assisted with housing while working to complete school that will allow her an opportunity to obtain better employment. One family has successfully completed DC Cares and is now self-sufficient using CDBG funds to assist this family in obtaining permanent housing.</p> <p>Draw 4 - 5/23/16: During this period, funds from CDBG were used to assist 9 families. Of these families, 2 were provided an opportunity to move out of homelessness. One single mother with 2 children moved into a supportive housing unit operated by the Douglas County Housing Partnership. Another mother with 4 kids was moved out of a hotel into an apartment in Castle Rock. This request completes the expenditures for the 2014 project.</p> <p>Completion - 7/27/16: A total of 38 families, consisting of 125 individuals, were served using CDBG funds. 65% of the families who participated in DC Cares program achieved self-sufficiency, and 78% experienced a positive change in housing.</p> <p>22 of the families were provided with wrap around services to create sustainable living environments. This assistance allowed program participants to remain housed while working with a facilitator to identify barriers and implement a family plan to achieve self-sufficiency. 16 families were provided with one-time rent assistance to provide housing stability while being assessed for program participation and prevent homelessness. Of the total number of clients assisted, 27 were Female Head of Household, and 3 were Handicapped.</p>	



U.S. Department of Housing and Urban Development
 Office of Community Planning and Development
 Integrated Disbursement and Information System
 CDBG Activity Summary Report (GPR) for Program Year 2015
 DOUGLAS COUNTY

Date: 08-Nov-2016
 Time: 12:23
 Page: 32

PGM Year: 2014
Project: 0005 - VOIP Telephone Installation
IDIS Activity: 149 - Crisis Center VOIP

Status: Completed 10/20/2015 12:00:00 AM
Location: 399 Gilbert St Castle Rock, CO 80104-2532

Objective: Create suitable living environments
Outcome: Availability/accessibility
Matrix Code: Battered and Abused Spouses (05G) **National Objective:** LMC

Initial Funding Date: 08/28/2015

Description:

The Crisis Center will use CDBG funding for the installation of a more efficient and effective telephone system (VOIP) to better ensure that victims of domestic violence are more properly and quickly assisted when they are in crisis and call for services.

Financing

	Fund Type	Grant Year	Grant	Funded Amount	Drawn In Program Year	Drawn Thru Program Year
CDBG	EN	Pre-2015		\$12,000.00	\$0.00	\$0.00
		2014	B14UC080004		\$0.00	\$12,000.00
Total	Total			\$12,000.00	\$0.00	\$12,000.00

Proposed Accomplishments

People (General) : 5,144

Actual Accomplishments

Number assisted:

	Owner		Renter		Total		Person	
	Total	Hispanic	Total	Hispanic	Total	Hispanic	Total	Hispanic
White:	0	0	0	0	0	0	3,371	553
Black/African American:	0	0	0	0	0	0	402	0
Asian:	0	0	0	0	0	0	100	0
American Indian/Alaskan Native:	0	0	0	0	0	0	100	0
Native Hawaiian/Other Pacific Islander:	0	0	0	0	0	0	0	0
American Indian/Alaskan Native & White:	0	0	0	0	0	0	0	0
Asian White:	0	0	0	0	0	0	0	0
Black/African American & White:	0	0	0	0	0	0	0	0
American Indian/Alaskan Native & Black/African American:	0	0	0	0	0	0	0	0
Other multi-racial:	0	0	0	0	0	0	506	0
Asian/Pacific Islander:	0	0	0	0	0	0	0	0
Hispanic:	0	0	0	0	0	0	0	0
Total:	0	0	0	0	0	0	4,479	553



U.S. Department of Housing and Urban Development
 Office of Community Planning and Development
 Integrated Disbursement and Information System
 CDBG Activity Summary Report (GPR) for Program Year 2015
 DOUGLAS COUNTY

Date: 08-Nov-2016
 Time: 12:23
 Page: 33

Female-headed Households: 0 0 0

Income Category:

	Owner	Renter	Total	Person
Extremely Low	0	0	0	3,076
Low Mod	0	0	0	1,277
Moderate	0	0	0	63
Non Low Moderate	0	0	0	63
Total	0	0	0	4,479
Percent Low/Mod				98.6%

Annual Accomplishments

Years	Accomplishment Narrative	# Benefiting
2014	<p>Draw 1 - 7/30/15: The VOIP telephone system for the Crisis Center will be installed and working by August 2015. We have completed staff training on the phone system. The equipment as been purchased and the preliminary installation has begun.</p> <p>Completion: CDBG funding was used to install a more efficient and effective telephone system (VOIP) to ensure that victims of domestic violence are more properly and quickly assisted when they call for services. Callers will have improved access to services for victims of domestic violence, particularly those in need of confidential housing and immediate resources to safety. The new system will allow external call transfers between the administrative office and emergency shelter, as well as outside line direct-dial extensions to enable quicker and more effective communication with victims and clients.</p>	



U.S. Department of Housing and Urban Development
 Office of Community Planning and Development
 Integrated Disbursement and Information System
 CDBG Activity Summary Report (GPR) for Program Year 2015
 DOUGLAS COUNTY

Date: 08-Nov-2016
 Time: 12:23
 Page: 34

PGM Year: 2015
Project: 0013 - PTF Water Tap Fee
IDIS Activity: 150 - PTF-Water Tap Fee

Status: Completed 8/19/2016 12:00:00 AM
Location: 19105 Longs Way Parker, CO 80134-9060

Objective: Create suitable living environments
Outcome: Availability/accessibility
Matrix Code: Public Facilities and Improvement (General) (03)
National Objective: LMC

Initial Funding Date: 11/05/2015

Description:
 CDBG funds will pay for the water tap fee for the new PTF facility.
 This facility will provide services such as food, and rent and utility assistance, available/accessible, that create suitable living environments for clients.

Financing

	Fund Type	Grant Year	Grant	Funded Amount	Drawn In Program Year	Drawn Thru Program Year
CDBG	EN	2015	B15UC080004	\$100,790.00	\$100,790.00	\$100,790.00
Total	Total			\$100,790.00	\$100,790.00	\$100,790.00

Proposed Accomplishments
 People (General) : 6,705

Actual Accomplishments

Number assisted:

	Owner		Renter		Total		Person	
	Total	Hispanic	Total	Hispanic	Total	Hispanic	Total	Hispanic
White:	0	0	0	0	0	0	836	0
Black/African American:	0	0	0	0	0	0	55	0
Asian:	0	0	0	0	0	0	13	0
American Indian/Alaskan Native:	0	0	0	0	0	0	0	0
Native Hawaiian/Other Pacific Islander:	0	0	0	0	0	0	3	0
American Indian/Alaskan Native & White:	0	0	0	0	0	0	5	0
Asian White:	0	0	0	0	0	0	0	0
Black/African American & White:	0	0	0	0	0	0	0	0
American Indian/Alaskan Native & Black/African American:	0	0	0	0	0	0	0	0
Other multi-racial:	0	0	0	0	0	0	5	0
Asian/Pacific Islander:	0	0	0	0	0	0	0	0
Hispanic:	0	0	0	0	0	0	0	0
Total:	0	0	0	0	0	0	917	0
Female-headed Households:	0		0		0			



U.S. Department of Housing and Urban Development
 Office of Community Planning and Development
 Integrated Disbursement and Information System
 CDBG Activity Summary Report (GPR) for Program Year 2015
 DOUGLAS COUNTY

Date: 08-Nov-2016
 Time: 12:23
 Page: 35

Income Category:

	Owner	Renter	Total	Person
Extremely Low	0	0	0	519
Low Mod	0	0	0	367
Moderate	0	0	0	25
Non Low Moderate	0	0	0	6
Total	0	0	0	917
Percent Low/Mod				99.3%

Annual Accomplishments

Years	Accomplishment Narrative	# Benefiting
2015	<p>Draw 1 - The Parker Task Force has been operating from the new facility since September of 2015. CDBG funds were used for the Water Tap Fee.</p> <p>Completion - 7/25/16: The Parker Task Force (PTF) occupied a building provided to them by the Town of Parker for many years. The Task Force was notified in 2008, that the Town of Parker would need the use of that building in the future due to growth within the community. PTF immediately began a capital campaign to assist in the purchase of a new facility for continued food and emergency assistance to the income-qualified residents of Parker. PTF was able to move into their new building in September of 2015. CDBG funds were requested and used to cover the cost of a Water Tap Fee. From September of 2015 through June of 2016, PTF has been able to provide food and other services to 376 families, and 175 emergency overnight stays for homeless families.</p>	



U.S. Department of Housing and Urban Development
 Office of Community Planning and Development
 Integrated Disbursement and Information System
 CDBG Activity Summary Report (GPR) for Program Year 2015
 DOUGLAS COUNTY

Date: 08-Nov-2016
 Time: 12:23
 Page: 36

PGM Year: 2015
Project: 0003 - SVdP-CR Rent Assistance
IDIS Activity: 151 - SVdP

Status: Completed 6/1/2016 1:00:09 PM
Location: 2746 5th St Castle Rock, CO 80104-1824

Objective: Create suitable living environments
Outcome: Availability/accessibility
Matrix Code: Subsistence Payment (05Q) **National Objective:** LMC

Initial Funding Date: 03/01/2016

Description:
 Funding will be used to provide one-time rent assistance to low- and moderate-income residents of Douglas County for households at risk of becoming homeless due to eviction or other circumstances.

Financing

	Fund Type	Grant Year	Grant	Funded Amount	Drawn In Program Year	Drawn Thru Program Year
CDBG	EN	2015	B15UC080004	\$7,000.00	\$7,000.00	\$7,000.00
Total	Total			\$7,000.00	\$7,000.00	\$7,000.00

Proposed Accomplishments

People (General) : 171

Actual Accomplishments

Number assisted:

	Owner		Renter		Total		Person	
	Total	Hispanic	Total	Hispanic	Total	Hispanic	Total	Hispanic
White:	0	0	0	0	0	0	62	7
Black/African American:	0	0	0	0	0	0	0	0
Asian:	0	0	0	0	0	0	5	0
American Indian/Alaskan Native:	0	0	0	0	0	0	0	0
Native Hawaiian/Other Pacific Islander:	0	0	0	0	0	0	0	0
American Indian/Alaskan Native & White:	0	0	0	0	0	0	2	0
Asian White:	0	0	0	0	0	0	0	0
Black/African American & White:	0	0	0	0	0	0	0	0
American Indian/Alaskan Native & Black/African American:	0	0	0	0	0	0	0	0
Other multi-racial:	0	0	0	0	0	0	10	0
Asian/Pacific Islander:	0	0	0	0	0	0	0	0
Hispanic:	0	0	0	0	0	0	0	0
Total:	0	0	0	0	0	0	79	7
Female-headed Households:	0		0		0			



U.S. Department of Housing and Urban Development
 Office of Community Planning and Development
 Integrated Disbursement and Information System
 CDBG Activity Summary Report (GPR) for Program Year 2015
 DOUGLAS COUNTY

Date: 08-Nov-2016
 Time: 12:23
 Page: 37

Income Category:

	Owner	Renter	Total	Person
Extremely Low	0	0	0	50
Low Mod	0	0	0	29
Moderate	0	0	0	0
Non Low Moderate	0	0	0	0
Total	0	0	0	79
Percent Low/Mod				100.0%

Annual Accomplishments

Years	Accomplishment Narrative	# Benefitting
2015	<p>Draw 1 - 03/01/16: One client is a 38 year-old single man who lives alone in Highlands Ranch. He is self-employed in the construction industry but is currently not working on any projects. He recently lost all of his savings and his business. He declares no monthly income except for \$194 in food stamps. He has a history of bipolar but is stable with medication. The property owner is allowing for partial payment to prevent eviction.</p> <p>Draw 2 - 03/26/16: Client is a 32-year-old single father of a 3-year-old boy living in Highlands Ranch. He recently lost his job and has no income, applied for unemployment, food stamps and Medicaid, all still pending. Multiple agencies are assisting the client. He has a second-interview with a possible job tomorrow, and is optimistic. St. Vincent de Paul is assisting with funds for rent payment to prevent eviction.</p> <p>Draw 3 - 04/28/16: Client is a 65-year-old woman living alone in a senior apartment in Castle Rock. She does contract work and is self-employed. She injured her hand and was unable to work, thus earning no income. She is hopeful that she can work in another month but has no funds towards March rent. Saint Vincent de Paul is assisting with CDBG funds for payment of her rent to prevent eviction.</p> <p>Completion - 5/23/16: St. Vincent de Paul (SVdP) provides rental assistance on a one-time per year basis to those experiencing financial crisis. During the 2015 PY, SVdP assisted 28 households, consisting of 79 individuals, to avoid homelessness. There were 16 female head of household, and 2 elderly. The case manager also made these clients aware of a food pantry offered by SVdP for low income residents of Douglas County. Coordination of assistance with other agencies provided comprehensive support for clients in critical need.</p>	



U.S. Department of Housing and Urban Development
 Office of Community Planning and Development
 Integrated Disbursement and Information System
 CDBG Activity Summary Report (GPR) for Program Year 2015
 DOUGLAS COUNTY

Date: 08-Nov-2016
 Time: 12:23
 Page: 38

PGM Year: 2015
Project: 0017 - 2015 CDBG Administration
IDIS Activity: 152 - CDBG Admin

Status: Open
Location: ,

Objective:
Outcome:
Matrix Code: Planning (20) **National Objective:**

Initial Funding Date: 03/03/2016

Description:
 Administer 2015 CDBG funds

Financing

	Fund Type	Grant Year	Grant	Funded Amount	Drawn In Program Year	Drawn Thru Program Year
CDBG	EN	2015	B15UC080004	\$160,087.00	\$124,661.59	\$124,661.59
Total	Total			\$160,087.00	\$124,661.59	\$124,661.59

Proposed Accomplishments

Actual Accomplishments

Number assisted:

	Owner		Renter		Total		Person	
	Total	Hispanic	Total	Hispanic	Total	Hispanic	Total	Hispanic
White:					0	0		
Black/African American:					0	0		
Asian:					0	0		
American Indian/Alaskan Native:					0	0		
Native Hawaiian/Other Pacific Islander:					0	0		
American Indian/Alaskan Native & White:					0	0		
Asian White:					0	0		
Black/African American & White:					0	0		
American Indian/Alaskan Native & Black/African American:					0	0		
Other multi-racial:					0	0		
Asian/Pacific Islander:					0	0		
Hispanic:					0	0		
Total:	0	0	0	0	0	0	0	0
Female-headed Households:					0			

Income Category:

Owner Renter Total Person



U.S. Department of Housing and Urban Development
Office of Community Planning and Development
Integrated Disbursement and Information System
CDBG Activity Summary Report (GPR) for Program Year 2015
DOUGLAS COUNTY

Date: 08-Nov-2016

Time: 12:23

Page: 39

Extremely Low			0	
Low Mod			0	
Moderate			0	
Non Low Moderate			0	
Total	0	0	0	0
Percent Low/Mod				

Annual Accomplishments

No data returned for this view. This might be because the applied filter excludes all data.



U.S. Department of Housing and Urban Development
 Office of Community Planning and Development
 Integrated Disbursement and Information System
 CDBG Activity Summary Report (GPR) for Program Year 2015
 DOUGLAS COUNTY

Date: 08-Nov-2016
 Time: 12:23
 Page: 40

PGM Year: 2015
Project: 0004 - D/ETF Rent Assistance
IDIS Activity: 153 - DETF-Rent

Status: Open
Location: 1638 Park St Castle Rock, CO 80109-3010

Objective: Create suitable living environments
Outcome: Availability/accessibility
Matrix Code: Subsistence Payment (05Q) **National Objective:** LMC

Initial Funding Date: 03/25/2016

Description:
 Funding will be used to provide one-time rent assistance to low- and moderate-income residents of Douglas County for households at risk of becoming homeless due to eviction or other circumstances.

Financing

	Fund Type	Grant Year	Grant	Funded Amount	Drawn In Program Year	Drawn Thru Program Year
CDBG	EN	2015	B15UC080004	\$18,405.00	\$18,405.00	\$18,405.00
Total	Total			\$18,405.00	\$18,405.00	\$18,405.00

Proposed Accomplishments

People (General) : 211

Actual Accomplishments

Number assisted:

	Owner		Renter		Total		Person	
	Total	Hispanic	Total	Hispanic	Total	Hispanic	Total	Hispanic
White:	0	0	0	0	0	0	129	15
Black/African American:	0	0	0	0	0	0	9	0
Asian:	0	0	0	0	0	0	1	0
American Indian/Alaskan Native:	0	0	0	0	0	0	1	0
Native Hawaiian/Other Pacific Islander:	0	0	0	0	0	0	5	0
American Indian/Alaskan Native & White:	0	0	0	0	0	0	1	0
Asian White:	0	0	0	0	0	0	0	0
Black/African American & White:	0	0	0	0	0	0	0	0
American Indian/Alaskan Native & Black/African American:	0	0	0	0	0	0	0	0
Other multi-racial:	0	0	0	0	0	0	29	0
Asian/Pacific Islander:	0	0	0	0	0	0	0	0
Hispanic:	0	0	0	0	0	0	0	0
Total:	0	0	0	0	0	0	175	15
Female-headed Households:	0		0		0			



U.S. Department of Housing and Urban Development
 Office of Community Planning and Development
 Integrated Disbursement and Information System
 CDBG Activity Summary Report (GPR) for Program Year 2015
 DOUGLAS COUNTY

Date: 08-Nov-2016
 Time: 12:23
 Page: 41

Income Category:

	Owner	Renter	Total	Person
Extremely Low	0	0	0	116
Low Mod	0	0	0	55
Moderate	0	0	0	4
Non Low Moderate	0	0	0	0
Total	0	0	0	175
Percent Low/Mod				100.0%

Annual Accomplishments

Years	Accomplishment Narrative	# Benefitting
2015	<p>Draw 1 - 3/26/16: A total of 20 households were assisted with emergency rent payments to prevent homelessness for 55 individuals. Ms. F. is a young, single mother who recently moved out of her mother's home. Her mother is reportedly a drug addict, and she wanted to remove her child and herself from this very unhealthy situation. However, after having to pay first and last month's rent and deposit, she found herself short for the current month's rent, and DETF was able to prevent her from becoming homeless using CDBG funds.</p> <p>Draw 2 - 04/28/16: A total of 13 households were assisted with emergency rent payments to prevent homelessness for 29 individuals. Ms. B. works full time and typically earns enough to cover her bills, however, last month her car broke down and had to rebuild the transmission. She had to use the money set aside for rent to pay for this unexpected car repair in order to have transportation to help retain her job. CDBG funds were used to provide rent assistance.</p> <p>Draw 4: A total of 17 households were assisted with emergency rent payments to prevent homelessness for 29 individuals. Ms. W. is a divorced mother who was diagnosed with breast cancer, undergoing aggressive chemotherapy. She is trying to maintain her job at a car dealership and works when she feels poorly. She asked for assistance with rent, and fortunately DETF was able to help her using CDBG funds.</p> <p>Draw 5: A total of 15 households were assisted with emergency rent payments to prevent homelessness for 45 individuals. We first met Ms. J. a few months ago when she was fleeing from a domestic violence situation with her husband. She has since received counseling, gained employment and started back to school. She returned to us recently when she was ready to obtain her own apartment and needed some assistance with rent. Fortunately, we were able to help her using CDBG funds.</p> <p>Completion: Partial rent payments were made on behalf of 75 households, preventing homelessness for 175 individuals. The rental assistance provided using CDBG funds, helped extremely low to moderate low income residents of Douglas County remain in their homes an additional 30 days. This funding affords the residents additional time to address and rectify their financial difficulty.</p>	



U.S. Department of Housing and Urban Development
 Office of Community Planning and Development
 Integrated Disbursement and Information System
 CDBG Activity Summary Report (GPR) for Program Year 2015
 DOUGLAS COUNTY

Date: 08-Nov-2016
 Time: 12:23
 Page: 42

PGM Year: 2015
Project: 0006 - D/ETF Utility Assistance
IDIS Activity: 154 - DETF-Utility

Status: Open
Location: 1638 Park St Castle Rock, CO 80109-3010

Objective: Create suitable living environments
Outcome: Availability/accessibility
Matrix Code: Subsistence Payment (05Q) **National Objective:** LMC

Initial Funding Date: 03/25/2016

Description:
 Funding will be used to provide emergency utility assistance to eligible Douglas County residents to prevent shut-offs and evictions.

Financing

	Fund Type	Grant Year	Grant	Funded Amount	Drawn In Program Year	Drawn Thru Program Year
CDBG	EN	2015	B15UC080004	\$16,000.00	\$16,000.00	\$16,000.00
Total	Total			\$16,000.00	\$16,000.00	\$16,000.00

Proposed Accomplishments

People (General) : 285

Actual Accomplishments

Number assisted:

	Owner		Renter		Total		Person	
	Total	Hispanic	Total	Hispanic	Total	Hispanic	Total	Hispanic
White:	0	0	0	0	0	0	208	46
Black/African American:	0	0	0	0	0	0	20	0
Asian:	0	0	0	0	0	0	0	0
American Indian/Alaskan Native:	0	0	0	0	0	0	4	0
Native Hawaiian/Other Pacific Islander:	0	0	0	0	0	0	1	0
American Indian/Alaskan Native & White:	0	0	0	0	0	0	0	0
Asian White:	0	0	0	0	0	0	0	0
Black/African American & White:	0	0	0	0	0	0	1	0
American Indian/Alaskan Native & Black/African American:	0	0	0	0	0	0	7	0
Other multi-racial:	0	0	0	0	0	0	17	0
Asian/Pacific Islander:	0	0	0	0	0	0	0	0
Hispanic:	0	0	0	0	0	0	0	0
Total:	0	0	0	0	0	0	258	46
Female-headed Households:	0		0		0			



U.S. Department of Housing and Urban Development
 Office of Community Planning and Development
 Integrated Disbursement and Information System
 CDBG Activity Summary Report (GPR) for Program Year 2015
 DOUGLAS COUNTY

Date: 08-Nov-2016
 Time: 12:23
 Page: 43

Income Category:

	Owner	Renter	Total	Person
Extremely Low	0	0	0	171
Low Mod	0	0	0	67
Moderate	0	0	0	20
Non Low Moderate	0	0	0	0
Total	0	0	0	258
Percent Low/Mod				100.0%

Annual Accomplishments

Years	Accomplishment Narrative	# Benefitting
2015	<p>Draw 1 - 3/26/16: Emergency utility payments were made on behalf of 20 households to prevent loss of utilities for 63 individuals. Ms. O. is going through a divorce and bankruptcy. She is selling items and looking for work trying to provide stability for her children. Her ex-husband was supposed to help with bills but failed to do so. She fell behind on the electric bill and requested assistance to avoid having it shut off.</p> <p>Draw 2 - 4/28/16: Emergency utility payments were made on behalf of 17 households to prevent loss of utilities for 48 individuals. Mrs. S. requested assistance with an electric bill. Her husband was diagnosed with thyroid cancer and placed under hospice care. Understandably she lost time from work and CDBG funds were able to prevent their electric service from being disconnected.</p> <p>Draw 3: Emergency utility payments were made on behalf of 20 households to prevent loss of utilities for 60 individuals. Mr. R. is a senior who anticipated working for several more years. A recent illness forced him to retire earlier than planned. His wife has many health issues as well and requires extensive medical care. They are now struggling to cover all of their bills, and requested our assistance in paying their water bill to avoid losing their water service.</p> <p>Draw 4: Emergency utility payments were made on behalf of 17 households to prevent loss of utilities for 56 individuals. Ms. C is a senior struggling to live on social security and is actively searching for work to boost her income. However, her health is poor and she requires oxygen, and certain this is a barrier to her being hired. She received our assistance to help with her water bill, using CDBG funds.</p> <p>Draw 5: Emergency utility payments were made on behalf of 26 households to prevent loss of utilities for 80 individuals. Ms. A's husband was recently released from prison. She has been working to keep the household, which includes 3 children, going during her husband's absence, but fell behind on all of her utility bills. Her husband is now working but has not yet received a paycheck. She requested assistance to ensure her heat and water were not disconnected. CDBG funds were used for assistance.</p>	



U.S. Department of Housing and Urban Development
 Office of Community Planning and Development
 Integrated Disbursement and Information System
 CDBG Activity Summary Report (GPR) for Program Year 2015
 DOUGLAS COUNTY

Date: 08-Nov-2016
 Time: 12:23
 Page: 44

PGM Year: 2015
Project: 0012 - D/ETF Overnight Lodging Assistance
IDIS Activity: 155 - DETF-Overnight

Status: Open
Location: 1638 Park St Castle Rock, CO 80109-3010

Objective: Create suitable living environments
Outcome: Availability/accessibility
Matrix Code: Subsistence Payment (05Q) **National Objective:** LMC

Initial Funding Date: 03/25/2016

Description:

Funding will be used to assist families and individuals in economic crisis who are homeless, victims of domestic violence and transient clients, with emergency lodging in local Castle Rock hotels.

Financing

	Fund Type	Grant Year	Grant	Funded Amount	Drawn In Program Year	Drawn Thru Program Year
CDBG	EN	2015	B15UC080004	\$5,000.00	\$5,000.00	\$5,000.00
Total	Total			\$5,000.00	\$5,000.00	\$5,000.00

Proposed Accomplishments

People (General) : 81

Actual Accomplishments

Number assisted:

	Owner		Renter		Total		Person	
	Total	Hispanic	Total	Hispanic	Total	Hispanic	Total	Hispanic
White:	0	0	0	0	0	0	54	3
Black/African American:	0	0	0	0	0	0	2	0
Asian:	0	0	0	0	0	0	1	0
American Indian/Alaskan Native:	0	0	0	0	0	0	1	0
Native Hawaiian/Other Pacific Islander:	0	0	0	0	0	0	0	0
American Indian/Alaskan Native & White:	0	0	0	0	0	0	2	0
Asian White:	0	0	0	0	0	0	2	0
Black/African American & White:	0	0	0	0	0	0	3	0
American Indian/Alaskan Native & Black/African American:	0	0	0	0	0	0	1	0
Other multi-racial:	0	0	0	0	0	0	7	0
Asian/Pacific Islander:	0	0	0	0	0	0	0	0
Hispanic:	0	0	0	0	0	0	0	0
Total:	0	0	0	0	0	0	73	3
Female-headed Households:	0		0		0			



U.S. Department of Housing and Urban Development
 Office of Community Planning and Development
 Integrated Disbursement and Information System
 CDBG Activity Summary Report (GPR) for Program Year 2015
 DOUGLAS COUNTY

Date: 08-Nov-2016
 Time: 12:23
 Page: 45

Income Category:

	Owner	Renter	Total	Person
Extremely Low	0	0	0	72
Low Mod	0	0	0	1
Moderate	0	0	0	0
Non Low Moderate	0	0	0	0
Total	0	0	0	73
Percent Low/Mod				100.0%

Annual Accomplishments

Years	Accomplishment Narrative	# Benefiting
2015	<p>Draw 1 - 03/26/16: a total of 12 households were assisted with overnight lodging to temporarily prevent homelessness for 21 individuals. Draw 2 - 05/19/16: a total of 18 households were assisted with overnight lodging to temporarily prevent homelessness for 24 individuals. Draw 3 - 08/19/16: a total of 18 households were assisted with overnight lodging to temporarily prevent homelessness for 34 individuals.</p> <p>Completion: A total of 111 nights of lodging was provided for 73 clients, all but one household were extremely low-income, and issued motel vouchers to provide shelter and safety, depending on their need and circumstances. Clients who are homeless frequently live in their cars or outdoors which can be dangerous, particularly to children. Emergency overnight lodging gives clients the opportunity to stay in a safe, suitable living environment for a short period of time while they work on a plan to secure safer temporary or permanent housing.</p>	



U.S. Department of Housing and Urban Development
 Office of Community Planning and Development
 Integrated Disbursement and Information System
 CDBG Activity Summary Report (GPR) for Program Year 2015
 DOUGLAS COUNTY

Date: 08-Nov-2016
 Time: 12:23
 Page: 46

PGM Year: 2015
Project: 0002 - DCHP Community-Supportive Housing
IDIS Activity: 156 - DCHP-Supportive Housing

Status: Open
Location: 9350 Heritage Hills Cir Lone Tree, CO 80124-5518

Objective: Provide decent affordable housing
Outcome: Affordability
Matrix Code: Acquisition of Real Property (01) **National Objective:** LMH

Initial Funding Date: 03/15/2016

Description:
 Funds will be used to purchase property for the Community Supportive Housing Program.

Financing

	Fund Type	Grant Year	Grant	Funded Amount	Drawn In Program Year	Drawn Thru Program Year
CDBG	EN	2015	B15UC080004	\$310,000.00	\$228,951.50	\$228,951.50
	RL			\$72,188.00	\$72,188.00	\$72,188.00
Total	Total			\$382,188.00	\$301,139.50	\$301,139.50

Proposed Accomplishments

Housing Units : 1

Actual Accomplishments

Number assisted:

	Owner		Renter		Total		Person	
	Total	Hispanic	Total	Hispanic	Total	Hispanic	Total	Hispanic
White:	1	0	0	0	1	0	0	0
Black/African American:	0	0	0	0	0	0	0	0
Asian:	0	0	0	0	0	0	0	0
American Indian/Alaskan Native:	0	0	0	0	0	0	0	0
Native Hawaiian/Other Pacific Islander:	6	0	0	0	6	0	0	0
American Indian/Alaskan Native & White:	0	0	0	0	0	0	0	0
Asian White:	0	0	0	0	0	0	0	0
Black/African American & White:	0	0	0	0	0	0	0	0
American Indian/Alaskan Native & Black/African American:	0	0	0	0	0	0	0	0
Other multi-racial:	0	0	0	0	0	0	0	0
Asian/Pacific Islander:	0	0	0	0	0	0	0	0
Hispanic:	0	0	0	0	0	0	0	0
Total:	7	0	0	0	7	0	0	0
Female-headed Households:	0		0		0			



U.S. Department of Housing and Urban Development
 Office of Community Planning and Development
 Integrated Disbursement and Information System
 CDBG Activity Summary Report (GPR) for Program Year 2015
 DOUGLAS COUNTY

Date: 08-Nov-2016
 Time: 12:23
 Page: 47

Income Category:

	Owner	Renter	Total	Person
Extremely Low	0	0	0	0
Low Mod	0	0	0	0
Moderate	7	0	7	0
Non Low Moderate	0	0	0	0
Total	7	0	7	0
Percent Low/Mod	100.0%		100.0%	

Annual Accomplishments

Years	Accomplishment Narrative	# Benefitting
2015	<p>Draw 1 & 2 - 3/26/16: DCHP acquired condominium in Castle Rock for the Community Supportive Housing program.</p> <p>Draw 3 - 4/11/16: Install furnace, water heater and Anode Rod Kit at the Castle Rock community supportive housing property, in preparation to provide housing assistance to eligible client.</p> <p>Draw 4 - 4/28/16: Work was completed at the Castle Rock supportive housing property and included new wall built, framed closet, added new door opening, painted 3rd bedroom, replace 2 sinks in master bath, added microwave to kitchen, and all locks were replaced.</p> <p>Annual: In February 2016, DCHP purchased a condominium in Castle Rock for it's Community Supportive Housing Program. The condominium provides affordable and stable housing to a low-income family, in this case a large family which moved from a hotel. The remaining fund balance for this project will be used for down payment assistance.</p>	



U.S. Department of Housing and Urban Development
 Office of Community Planning and Development
 Integrated Disbursement and Information System
 CDBG Activity Summary Report (GPR) for Program Year 2015
 DOUGLAS COUNTY

Date: 08-Nov-2016
 Time: 12:23
 Page: 48

PGM Year: 2015
Project: 0018 - PSC Transportation Coordinator
IDIS Activity: 157 - PSC-Transportation Coord.
Status: Open
Location: 10675 Longs Way Parker, CO 80138-8094
Objective: Create suitable living environments
Outcome: Availability/accessibility
Matrix Code: Transportation Services (05E) **National Objective:** LMC

Initial Funding Date: 03/25/2016

Description:
 Funding will be used for wages to pay a part-time person to serve as Transportation Dispatch Coordinator for the growing transportation needs to the senior population.

Financing

	Fund Type	Grant Year	Grant	Funded Amount	Drawn In Program Year	Drawn Thru Program Year
CDBG	EN	2015	B15UC080004	\$12,500.00	\$7,140.00	\$7,140.00
Total	Total			\$12,500.00	\$7,140.00	\$7,140.00

Proposed Accomplishments

People (General) : 530

Actual Accomplishments

Number assisted:

	Owner		Renter		Total		Person	
	Total	Hispanic	Total	Hispanic	Total	Hispanic	Total	Hispanic
White:	0	0	0	0	0	0	213	0
Black/African American:	0	0	0	0	0	0	5	0
Asian:	0	0	0	0	0	0	8	0
American Indian/Alaskan Native:	0	0	0	0	0	0	4	0
Native Hawaiian/Other Pacific Islander:	0	0	0	0	0	0	0	0
American Indian/Alaskan Native & White:	0	0	0	0	0	0	0	0
Asian White:	0	0	0	0	0	0	0	0
Black/African American & White:	0	0	0	0	0	0	0	0
American Indian/Alaskan Native & Black/African American:	0	0	0	0	0	0	0	0
Other multi-racial:	0	0	0	0	0	0	7	0
Asian/Pacific Islander:	0	0	0	0	0	0	0	0
Hispanic:	0	0	0	0	0	0	0	0
Total:	0	0	0	0	0	0	237	0
Female-headed Households:	0		0		0			



U.S. Department of Housing and Urban Development
 Office of Community Planning and Development
 Integrated Disbursement and Information System
 CDBG Activity Summary Report (GPR) for Program Year 2015
 DOUGLAS COUNTY

Date: 08-Nov-2016
 Time: 12:23
 Page: 49

Income Category:

	Owner	Renter	Total	Person
Extremely Low	0	0	0	127
Low Mod	0	0	0	63
Moderate	0	0	0	33
Non Low Moderate	0	0	0	14
Total	0	0	0	237
Percent Low/Mod				94.1%

Annual Accomplishments

Years	Accomplishment Narrative	# Benefitting
2015	<p>Draw 1 & 2 - 3/26/16: New PSC employee reviewed transportation policies and procedures, and met with Douglas County Transit Solutions to help ensure best possible service and stay in compliance with our transportation grant from DRCOG. PSC continues to recruit more drivers and increase our rider service to Seniors.</p> <p>Draw 3 - 4/25/16: The Transportation Coordinator is attending meetings and working closely with Douglas County Transit Solutions ensuring we are in compliance with our transportation grant from DRCOG. This month we provided 315 rides.</p> <p>Draw 4 - 5/19/16: We now have 10 drivers and 5 substitute drivers for the transportation program. 305 trips were provided this month more efficiently to facilitate more trips, thanks to the new Transportation Coordinator who is doing a fantastic job.</p> <p>Draw 5 - 6/17/16: Thanks to the Parker Senior Center transportation coordinator, the transportation program was able to facilitate all ride requests this month with no waiting list. A total of 289 trips were provided to accommodate medical appointments, grocery or meal sites, and local priorities.</p> <p>Draw 6 - 7/13/16: PSC has added 28 new clients to the transportation program since January, 2016. The Transportation Coordinator is a much needed asset to the program.</p> <p>Draw 7: PSC provided 283 trips in the month of July and 2 new riders were added, The Transportation program is working better than ever due to the Coordinator's organizational and people skills.</p> <p>Annual: A total of 220 clients were assisted using CDBG Funds with transportation needs between January and July of 2016. During that timeframe, 33 residents were added as new riders, 39 were handicapped, and 118 Elderly.</p>	
2016	<p>Draw 8: PSC provided 289 trips in the month of August, and 6 new riders were added.</p> <p>Draw 9: PSC provided 239 trips in the month of September, and 8 new riders were added.</p>	



U.S. Department of Housing and Urban Development
 Office of Community Planning and Development
 Integrated Disbursement and Information System
 CDBG Activity Summary Report (GPR) for Program Year 2015
 DOUGLAS COUNTY

Date: 08-Nov-2016
 Time: 12:23
 Page: 50

PGM Year: 2015
Project: 0010 - PRTR Occupational Therapist Salary
IDIS Activity: 158 - Promise Ranch

Status: Open
Location: 5525 E Highway 86 Franktown, CO 80116-9031

Objective: Create suitable living environments
Outcome: Availability/accessibility
Matrix Code: Handicapped Services (05B) **National Objective:** LMC

Initial Funding Date: 03/25/2016

Description:

Fund will be used to help pay job coach salaries, to support clients with intellectual and developmental disabilities in a rural vocational training setting.

Financing

	Fund Type	Grant Year	Grant	Funded Amount	Drawn In Program Year	Drawn Thru Program Year
CDBG	EN	2015	B15UC080004	\$10,000.00	\$10,000.00	\$10,000.00
Total	Total			\$10,000.00	\$10,000.00	\$10,000.00

Proposed Accomplishments

People (General) : 12

Actual Accomplishments

Number assisted:

	Owner		Renter		Total		Person	
	Total	Hispanic	Total	Hispanic	Total	Hispanic	Total	Hispanic
White:	0	0	0	0	0	0	133	10
Black/African American:	0	0	0	0	0	0	4	0
Asian:	0	0	0	0	0	0	0	0
American Indian/Alaskan Native:	0	0	0	0	0	0	0	0
Native Hawaiian/Other Pacific Islander:	0	0	0	0	0	0	0	0
American Indian/Alaskan Native & White:	0	0	0	0	0	0	0	0
Asian White:	0	0	0	0	0	0	5	0
Black/African American & White:	0	0	0	0	0	0	2	0
American Indian/Alaskan Native & Black/African American:	0	0	0	0	0	0	0	0
Other multi-racial:	0	0	0	0	0	0	8	0
Asian/Pacific Islander:	0	0	0	0	0	0	0	0
Hispanic:	0	0	0	0	0	0	0	0
Total:	0	0	0	0	0	0	152	10
Female-headed Households:	0		0		0			



U.S. Department of Housing and Urban Development
 Office of Community Planning and Development
 Integrated Disbursement and Information System
 CDBG Activity Summary Report (GPR) for Program Year 2015
 DOUGLAS COUNTY

Date: 08-Nov-2016
 Time: 12:23
 Page: 51

Income Category:

	Owner	Renter	Total	Person
Extremely Low	0	0	0	36
Low Mod	0	0	0	0
Moderate	0	0	0	94
Non Low Moderate	0	0	0	22
Total	0	0	0	152
Percent Low/Mod				85.5%

Annual Accomplishments

Years	Accomplishment Narrative	# Benefitting
2015	<p>Draw 1 - 03/26/16: 2 Job Coaches were hired, oriented and educated, assisted vocational training for 5 clients from Douglas County. Occupational Therapist development and administration, planning, implementation of vocational rehabilitation program, policies, procedures, new hires, safety precautions. Occupational Therapist also developing and maintaining networking relationships within community of Douglas County, including business to business relationships with local Day Program.</p> <p>Draw 2 - 04/08/16: 34 Douglas County clients were assisted with service through outpatient occupational therapy, hippo therapy and life skills and vocational training, with small and large animal-assisted therapies, sensory integration, agriculture and horticulture.</p> <p>Draw 3 - 5/19/16: 36 Douglas County clients were served through the Therapeutic Riding Center's Occupational Therapy Dept. with hippotherapy, outpatient small animal assisted therapies and vocational training and rehabilitation. The goal of the program is to increase independence within each client no matter the age or stage in life, to include basic and instrumental activities of daily living as well as vocational aptitude, job training and life skills.</p> <p>Draw 4 - 6/30/16: Promise Ranch has continued to grow and is currently providing services for 38 Douglas County residents with developmental disabilities through the assistance of this grant. In partnership with the Dept. of Vocational Rehabilitation, we have initiated and began to build a successful vocational rehab program at Promise Ranch that already has new additions for June 2016.</p> <p>Completion: 8/15/16: 152 Douglas County residents, of which 65 are handicapped, 3 elderly, were served through the PRTR program's Occupation Therapy Department, providing a variety of programs including hippo therapy, small animal outpatient occupational therapy, and vocational rehabilitation. A total of 15 participants benefited from the job training aspect. 2 clients have been gainfully employed within Douglas County, and other clients show full potential to reach this goal before the new year. This was a direct result of the Community Development Block Grant.</p>	



U.S. Department of Housing and Urban Development
 Office of Community Planning and Development
 Integrated Disbursement and Information System
 CDBG Activity Summary Report (GPR) for Program Year 2015
 DOUGLAS COUNTY

Date: 08-Nov-2016
 Time: 12:23
 Page: 52

PGM Year: 2015
Project: 0009 - Neighbor Network Driver Salary
IDIS Activity: 159 - Neighbor Network

Status: Open
Location: 100 3rd St Castle Rock, CO 80104-2425

Objective: Create suitable living environments
Outcome: Availability/accessibility
Matrix Code: Transportation Services (05E) **National Objective:** LMC

Initial Funding Date: 04/11/2016

Description:

CDBG funds will be used toward salary the Care ManagerDriver.
 This position provides direct client services such as home visits, assessments and transporting seniors and persons with disabilities

Financing

	Fund Type	Grant Year	Grant	Funded Amount	Drawn In Program Year	Drawn Thru Program Year
CDBG	EN	2015	B15UC080004	\$12,500.00	\$12,500.00	\$12,500.00
Total	Total			\$12,500.00	\$12,500.00	\$12,500.00

Proposed Accomplishments

People (General) : 375

Actual Accomplishments

Number assisted:

	Owner		Renter		Total		Person	
	Total	Hispanic	Total	Hispanic	Total	Hispanic	Total	Hispanic
White:	0	0	0	0	0	0	145	0
Black/African American:	0	0	0	0	0	0	0	0
Asian:	0	0	0	0	0	0	0	0
American Indian/Alaskan Native:	0	0	0	0	0	0	0	0
Native Hawaiian/Other Pacific Islander:	0	0	0	0	0	0	0	0
American Indian/Alaskan Native & White:	0	0	0	0	0	0	0	0
Asian White:	0	0	0	0	0	0	0	0
Black/African American & White:	0	0	0	0	0	0	0	0
American Indian/Alaskan Native & Black/African American:	0	0	0	0	0	0	0	0
Other multi-racial:	0	0	0	0	0	0	2	0
Asian/Pacific Islander:	0	0	0	0	0	0	0	0
Hispanic:	0	0	0	0	0	0	0	0
Total:	0	0	0	0	0	0	147	0
Female-headed Households:	0		0		0			



U.S. Department of Housing and Urban Development
 Office of Community Planning and Development
 Integrated Disbursement and Information System
 CDBG Activity Summary Report (GPR) for Program Year 2015
 DOUGLAS COUNTY

Date: 08-Nov-2016
 Time: 12:23
 Page: 53

Income Category:

	Owner	Renter	Total	Person
Extremely Low	0	0	0	66
Low Mod	0	0	0	48
Moderate	0	0	0	33
Non Low Moderate	0	0	0	0
Total	0	0	0	147
Percent Low/Mod				100.0%

Annual Accomplishments

Years	Accomplishment Narrative	# Benefitting
2015	<p>Draw #1 & 2 - 4/11/16: The Care Manager provides home visits, transportation and client care coordination. The Care Manager is regularly in contact with members, connecting them to services that allow for independence, access to medical appointments, nutrition and social connections.</p> <p>Draw #3 - 5/06/16: During April, through the Care Management program, services were provided to seniors in the way of chore and yard work, housecleaning, visiting and meal preparation.</p> <p>Draw 4 - 06/07/16: During May, through the Care Management program, 1,580 hours of services were provided to seniors in the way of chore and yard work, housecleaning, visiting and meal preparation. A total of 75 clients were assisted using CDBG funds.</p> <p>Draw 5 and 6: The Care Manager provided home visits, transportation and client care coordination using CDBG funds. As the Care Manager/Transportation Provider, she is regularly contacting members and connecting them to services that allow for independence, access to medical appointments, nutrition and social connections.</p> <p>Annual: Neighbor Network provided transportation services to 147 individuals economically distributed as 45% from very low income, 33% from low income, and 22% from moderate income households.</p>	



U.S. Department of Housing and Urban Development
 Office of Community Planning and Development
 Integrated Disbursement and Information System
 CDBG Activity Summary Report (GPR) for Program Year 2015
 DOUGLAS COUNTY

Date: 08-Nov-2016
 Time: 12:23
 Page: 54

PGM Year: 2015
Project: 0011 - Audio Information Services
IDIS Activity: 160 - AINC

Status: Completed 7/26/2016 12:00:00 AM
Location: 1700 55th St Ste A Suite A Boulder, CO 80301-2975

Objective: Create suitable living environments
Outcome: Availability/accessibility
Matrix Code: Handicapped Services (05B) **National Objective:** LMC

Initial Funding Date: 04/25/2016

Description:
 Funds will be used to assist visually impaired and print disabled Douglas County residents to maintain independence and community connection through access to local newspapers, ads, magazines and other publications.

Financing

	Fund Type	Grant Year	Grant	Funded Amount	Drawn In Program Year	Drawn Thru Program Year
CDBG	EN	2015	B15UC080004	\$3,000.00	\$3,000.00	\$3,000.00
Total	Total			\$3,000.00	\$3,000.00	\$3,000.00

Proposed Accomplishments

People (General) : 66

Actual Accomplishments

Number assisted:

	Owner		Renter		Total		Person	
	Total	Hispanic	Total	Hispanic	Total	Hispanic	Total	Hispanic
White:	0	0	0	0	0	0	46	7
Black/African American:	0	0	0	0	0	0	2	0
Asian:	0	0	0	0	0	0	1	0
American Indian/Alaskan Native:	0	0	0	0	0	0	0	0
Native Hawaiian/Other Pacific Islander:	0	0	0	0	0	0	0	0
American Indian/Alaskan Native & White:	0	0	0	0	0	0	0	0
Asian White:	0	0	0	0	0	0	0	0
Black/African American & White:	0	0	0	0	0	0	0	0
American Indian/Alaskan Native & Black/African American:	0	0	0	0	0	0	0	0
Other multi-racial:	0	0	0	0	0	0	0	0
Asian/Pacific Islander:	0	0	0	0	0	0	0	0
Hispanic:	0	0	0	0	0	0	0	0
Total:	0	0	0	0	0	0	49	7
Female-headed Households:	0		0		0			



U.S. Department of Housing and Urban Development
 Office of Community Planning and Development
 Integrated Disbursement and Information System
 CDBG Activity Summary Report (GPR) for Program Year 2015
 DOUGLAS COUNTY

Date: 08-Nov-2016
 Time: 12:23
 Page: 55

Income Category:

	Owner	Renter	Total	Person
Extremely Low	0	0	0	7
Low Mod	0	0	0	4
Moderate	0	0	0	12
Non Low Moderate	0	0	0	26
Total	0	0	0	49
Percent Low/Mod				46.9%

Annual Accomplishments

Years	Accomplishment Narrative	# Benefiting
2015	<p>Draw 1 - 4/25/16: AINC provided 28 hours of Douglas County specific news between February 22nd and March 31st, and served 26 listeners. The Director of Volunteer Services made sure the Douglas County news program had volunteer coverage.</p> <p>Draw 2 - 5/19/16: AINC provided 22 hours of Douglas County specific news between April 1st and 30th, serving 26 listeners. The Director of Marketing staffed AINC's table at the Senior Life Expo and attended the Douglas County Seniors Council. The Director of Volunteer Services made sure the Douglas County news program had volunteer coverage.</p> <p>Draw 3 - 6/17/16: AINC provided 23 hours of Douglas County specific news between May 1st and 31st, serving 26 listeners. The Director of Marketing staffed AINC's table at the A3-Kaiser Low Vision Fair in Castle Rock. The Director of Volunteer Services made sure the Douglas County news program had volunteer coverage.</p> <p>Completion: AINC added 3 new listeners serving 26 households and 49 residents in the three and a half months of the project. Of the 49 residents, 7 were Female Head of Household, and 19 were Elderly. AINC broadcast four hours of Douglas County news each week, equating to 208 hours annually. The Director or Marketing staffed an AINC table at the Senior Life Expo, the A3/Kaiser Low Vision Fair and attended the Douglas County Senior Council.</p>	



U.S. Department of Housing and Urban Development
 Office of Community Planning and Development
 Integrated Disbursement and Information System
 CDBG Activity Summary Report (GPR) for Program Year 2015
 DOUGLAS COUNTY

Date: 08-Nov-2016
 Time: 12:23
 Page: 56

PGM Year: 2015
Project: 0005 - PTF Rent Assistance
IDIS Activity: 161 - PTF-Rent

Status: Open
Location: 20118 E Mainstreet Parker, CO 80138-7403

Objective: Create suitable living environments
Outcome: Availability/accessibility
Matrix Code: Subsistence Payment (05Q) **National Objective:** LMC

Initial Funding Date: 05/27/2016

Description:
 Funds will be used to provide rent assistance to low- and moderate-income residents of Douglas County for households at risk of becoming homeless due to eviction or other circumstances.

Financing

	Fund Type	Grant Year	Grant	Funded Amount	Drawn In Program Year	Drawn Thru Program Year
CDBG	EN	2015	B15UC080004	\$5,000.00	\$2,140.81	\$2,140.81
Total	Total			\$5,000.00	\$2,140.81	\$2,140.81

Proposed Accomplishments

People (General) : 235

Actual Accomplishments

Number assisted:

	Owner		Renter		Total		Person	
	Total	Hispanic	Total	Hispanic	Total	Hispanic	Total	Hispanic
White:	0	0	0	0	0	0	13	3
Black/African American:	0	0	0	0	0	0	1	0
Asian:	0	0	0	0	0	0	0	0
American Indian/Alaskan Native:	0	0	0	0	0	0	0	0
Native Hawaiian/Other Pacific Islander:	0	0	0	0	0	0	0	0
American Indian/Alaskan Native & White:	0	0	0	0	0	0	0	0
Asian White:	0	0	0	0	0	0	0	0
Black/African American & White:	0	0	0	0	0	0	0	0
American Indian/Alaskan Native & Black/African American:	0	0	0	0	0	0	0	0
Other multi-racial:	0	0	0	0	0	0	0	0
Asian/Pacific Islander:	0	0	0	0	0	0	0	0
Hispanic:	0	0	0	0	0	0	0	0
Total:	0	0	0	0	0	0	14	3
Female-headed Households:	0		0		0			



U.S. Department of Housing and Urban Development
 Office of Community Planning and Development
 Integrated Disbursement and Information System
 CDBG Activity Summary Report (GPR) for Program Year 2015
 DOUGLAS COUNTY

Date: 08-Nov-2016
 Time: 12:23
 Page: 57

Income Category:

	Owner	Renter	Total	Person
Extremely Low	0	0	0	9
Low Mod	0	0	0	5
Moderate	0	0	0	0
Non Low Moderate	0	0	0	0
Total	0	0	0	14
Percent Low/Mod				100.0%

Annual Accomplishments

Years	Accomplishment Narrative	# Benefiting
2015	<p>Draw 1 - Funds were used to help prevent homelessness due to eviction for 2 families. One client's story, Crystal is a single Mom. She is on SSDI and has four brain surgeries. She has a 5 year old and a 6 year old. We were able to help them stay in their home with rental assistance.</p> <p>Draw 2 - Draw 2 - Funds were used to help prevent homelessness for 8 families, consisting of 19 individuals, due to eviction. John lives with his 35 year old daughter and his two grandchildren. He is on SSDI and is unable to work right now. We helped him and his daughter with rent to prevent their eviction.</p>	



U.S. Department of Housing and Urban Development
 Office of Community Planning and Development
 Integrated Disbursement and Information System
 CDBG Activity Summary Report (GPR) for Program Year 2015
 DOUGLAS COUNTY

Date: 08-Nov-2016
 Time: 12:23
 Page: 58

PGM Year: 2015
Project: 0007 - PTF Utility Assistance
IDIS Activity: 162 - PTF-Utility

Status: Open
Location: 19105 Longs Way Parker, CO 80134-9060

Objective: Create suitable living environments
Outcome: Availability/accessibility
Matrix Code: Subsistence Payment (05Q) **National Objective:** LMC

Initial Funding Date: 05/27/2016

Description:
 Funds will be used to provide utility assistance (heat, electric and water) to clients who are in immediate danger of having their utilities turned off or already disconnected.

Financing

	Fund Type	Grant Year	Grant	Funded Amount	Drawn In Program Year	Drawn Thru Program Year
CDBG	EN	2015	B15UC080004	\$4,000.00	\$1,376.71	\$1,376.71
Total	Total			\$4,000.00	\$1,376.71	\$1,376.71

Proposed Accomplishments

People (General) : 235

Actual Accomplishments

Number assisted:

	Owner		Renter		Total		Person	
	Total	Hispanic	Total	Hispanic	Total	Hispanic	Total	Hispanic
White:	0	0	0	0	0	0	15	0
Black/African American:	0	0	0	0	0	0	1	0
Asian:	0	0	0	0	0	0	0	0
American Indian/Alaskan Native:	0	0	0	0	0	0	0	0
Native Hawaiian/Other Pacific Islander:	0	0	0	0	0	0	0	0
American Indian/Alaskan Native & White:	0	0	0	0	0	0	0	0
Asian White:	0	0	0	0	0	0	0	0
Black/African American & White:	0	0	0	0	0	0	0	0
American Indian/Alaskan Native & Black/African American:	0	0	0	0	0	0	0	0
Other multi-racial:	0	0	0	0	0	0	0	0
Asian/Pacific Islander:	0	0	0	0	0	0	0	0
Hispanic:	0	0	0	0	0	0	0	0
Total:	0	0	0	0	0	0	16	0
Female-headed Households:	0		0		0			



U.S. Department of Housing and Urban Development
 Office of Community Planning and Development
 Integrated Disbursement and Information System
 CDBG Activity Summary Report (GPR) for Program Year 2015
 DOUGLAS COUNTY

Date: 08-Nov-2016
 Time: 12:23
 Page: 59

Income Category:

	Owner	Renter	Total	Person
Extremely Low	0	0	0	5
Low Mod	0	0	0	4
Moderate	0	0	0	7
Non Low Moderate	0	0	0	0
Total	0	0	0	16
Percent Low/Mod				100.0%

Annual Accomplishments

Years	Accomplishment Narrative	# Benefiting
2015	<p>Draw 1 - 6/2/16: CDBG funds were used to prevent utility shutoff for 4 families. One client's story, Tom is a disabled senior. He ran his own business until recently and is no longer able to work. We were able to pay his water bill and that made a big difference in his life.</p> <p>Draw 2 - 7/31/16: CDBG funds were used to prevent utility shutoff for 4 families. Mary is an unemployed single Mom. When Xcel sent her a disconnect notice she didn't know what she would do. We were able to help her keep her service and bridge the gap while she seeks employment.</p>	



U.S. Department of Housing and Urban Development
 Office of Community Planning and Development
 Integrated Disbursement and Information System
 CDBG Activity Summary Report (GPR) for Program Year 2015
 DOUGLAS COUNTY

Date: 08-Nov-2016
 Time: 12:23
 Page: 60

PGM Year: 2015
Project: 0015 - SWSD Water System Improvements
IDIS Activity: 163 - Sedalia Water

Status: Open
Location: PO Box 222 Sedalia, CO 80135-0222

Objective: Create suitable living environments
Outcome: Availability/accessibility
Matrix Code: Water/Sewer Improvements (03J) **National Objective:** LMC

Initial Funding Date: 06/17/2016

Description:
 Funds will be used to improve the water distribution system in Sedalia.

Financing

	Fund Type	Grant Year	Grant	Funded Amount	Drawn In Program Year	Drawn Thru Program Year
CDBG	EN	2015	B15UC080004	\$214,376.00	\$28,000.00	\$28,000.00
Total	Total			\$214,376.00	\$28,000.00	\$28,000.00

Proposed Accomplishments

People (General) : 124

Actual Accomplishments

Number assisted:

	Owner		Renter		Total		Person	
	Total	Hispanic	Total	Hispanic	Total	Hispanic	Total	Hispanic
White:	0	0	0	0	0	0		0
Black/African American:	0	0	0	0	0	0	0	0
Asian:	0	0	0	0	0	0	0	0
American Indian/Alaskan Native:	0	0	0	0	0	0	0	0
Native Hawaiian/Other Pacific Islander:	0	0	0	0	0	0	0	0
American Indian/Alaskan Native & White:	0	0	0	0	0	0	0	0
Asian White:	0	0	0	0	0	0	0	0
Black/African American & White:	0	0	0	0	0	0	0	0
American Indian/Alaskan Native & Black/African American:	0	0	0	0	0	0	0	0
Other multi-racial:	0	0	0	0	0	0	0	0
Asian/Pacific Islander:	0	0	0	0	0	0	0	0
Hispanic:	0	0	0	0	0	0	0	0
Total:	0	0	0	0	0	0	0	0
Female-headed Households:	0		0		0			



U.S. Department of Housing and Urban Development
Office of Community Planning and Development
Integrated Disbursement and Information System
CDBG Activity Summary Report (GPR) for Program Year 2015
DOUGLAS COUNTY

Date: 08-Nov-2016
Time: 12:23
Page: 61

Income Category:

	Owner	Renter	Total	Person
Extremely Low	0	0	0	0
Low Mod	0	0	0	0
Moderate	0	0	0	0
Non Low Moderate	0	0	0	0
Total	0	0	0	0
Percent Low/Mod				

Annual Accomplishments

No data returned for this view. This might be because the applied filter excludes all data.



U.S. Department of Housing and Urban Development
 Office of Community Planning and Development
 Integrated Disbursement and Information System
 CDBG Activity Summary Report (GPR) for Program Year 2015
 DOUGLAS COUNTY

Date: 08-Nov-2016
 Time: 12:23
 Page: 62

PGM Year: 2014
Project: 0002 - Housing Rehabilitation Services
IDIS Activity: 164 - BRI - Rehab

Status: Open
Location: 2250 Eaton St Edgewater, CO 80214-1276
Objective: Provide decent affordable housing
Outcome: Availability/accessibility
Matrix Code: Rehab; Single-Unit Residential (14A) **National Objective:** LMH

Initial Funding Date: 07/22/2016

Description:
 Funding will be used to provide housing rehabilitation services in the form of loans and grants to Douglas County residents.

Financing

	Fund Type	Grant Year	Grant	Funded Amount	Drawn In Program Year	Drawn Thru Program Year
CDBG	EN	Pre-2015		\$80,000.00	\$0.00	\$0.00
		2014	B14UC080004		\$10,956.00	\$10,956.00
Total	Total			\$80,000.00	\$10,956.00	\$10,956.00

Proposed Accomplishments

Housing Units : 12

Actual Accomplishments

Number assisted:

	Owner		Renter		Total		Person	
	Total	Hispanic	Total	Hispanic	Total	Hispanic	Total	Hispanic
White:	2	0	0	0	2	0	0	0
Black/African American:	1	0	0	0	1	0	0	0
Asian:	0	0	0	0	0	0	0	0
American Indian/Alaskan Native:	0	0	0	0	0	0	0	0
Native Hawaiian/Other Pacific Islander:	4	0	0	0	4	0	0	0
American Indian/Alaskan Native & White:	0	0	0	0	0	0	0	0
Asian White:	0	0	0	0	0	0	0	0
Black/African American & White:	0	0	0	0	0	0	0	0
American Indian/Alaskan Native & Black/African American:	0	0	0	0	0	0	0	0
Other multi-racial:	0	0	0	0	0	0	0	0
Asian/Pacific Islander:	0	0	0	0	0	0	0	0
Hispanic:	0	0	0	0	0	0	0	0
Total:	7	0	0	0	7	0	0	0
Female-headed Households:	1		0		1			



U.S. Department of Housing and Urban Development
 Office of Community Planning and Development
 Integrated Disbursement and Information System
 CDBG Activity Summary Report (GPR) for Program Year 2015
 DOUGLAS COUNTY

Date: 08-Nov-2016
 Time: 12:23
 Page: 63

Income Category:

	Owner	Renter	Total	Person
Extremely Low	4	0	4	0
Low Mod	3	0	3	0
Moderate	0	0	0	0
Non Low Moderate	0	0	0	0
Total	7	0	7	0
Percent Low/Mod	100.0%		100.0%	

Annual Accomplishments

Years	Accomplishment Narrative	# Benefitting
2015	<p>Draw 1 - two households, consisting of 3 individuals, 2 elderly, 1 female head of household, were assisted with minor home repairs using CDBG funding. The repairs included installation of a new mailbox for safer access next to the front door, kitchen and bathroom plumbing repairs, grab bar installation, and furnace filter replacement.</p> <p>Draw 2 - two households consisting of 6 individuals, 1 elderly, was assisted with minor home repairs using CDBG funds. Repairs included installing a gate at the top of a staircase to prevent falls, remove and replace flooring, install a return air floor vent cover, install cabinets in the kitchen that were previously removed, and door slabs onto existing jambs and install door hardware as needed.</p>	
2016	<p>Draw 2 cont... - An additional household was served by Brothers Redevelopment by finishing a kitchen area so the family has the ability to prepare meals. The client</p>	



U.S. Department of Housing and Urban Development
 Office of Community Planning and Development
 Integrated Disbursement and Information System
 CDBG Activity Summary Report (GPR) for Program Year 2015
 DOUGLAS COUNTY

Date: 08-Nov-2016
 Time: 12:23
 Page: 64

PGM Year: 2014
Project: 0013 - ADA Surface Improvements
IDIS Activity: 166 - Town of CR - ADA Surface Improvements

Status: Open
Location: 4175 Castleton Ct Castle Rock, CO 80109-7886

Objective: Create suitable living environments
Outcome: Availability/accessibility
Matrix Code: Street Improvements (03K) **National Objective:** LMA

Initial Funding Date: 10/12/2016

Description:

This project will improve ADA accessibility and mobility for pedestrians in the area. Several of the proposed locations are used frequently by low-income residents to access apartments or other housing. Downtown Castle Rock is located within a CDBG target area. In addition to the installation of ADA-compliant curb cuts and ramp surfaces, the project will include limited re-grading of adjacent pavement surfaces to ensure positive drainage away from the new cuts. This improved drainage will serve to prevent standing water and icing as well as to protect the new infrastructure from seasonal freeze-thaw damage.

Financing

	Fund Type	Grant Year	Grant	Funded Amount	Drawn In Program Year	Drawn Thru Program Year
CDBG	EN	Pre-2015		\$152,702.00	\$0.00	\$0.00
		2014	B14UC080004		\$152,702.00	\$152,702.00
Total	Total			\$152,702.00	\$152,702.00	\$152,702.00

Proposed Accomplishments

People (General) : 440
 Total Population in Service Area: 865
 Census Tract Percent Low / Mod: 53.76

Annual Accomplishments

Years	Accomplishment Narrative	# Benefitting
2015	Draw 1 - 10/12/16: CDBG funds were used to improve ADA accessibility and mobility for pedestrians in the area, and re-grade adjacent pavement surfaces to ensure positive drainage away from new cuts, preventing standing water and icing as well as protect new infrastructure from seasonal freeze-thaw damage. Through the month of June, the alley north of 7th street was substantially completed along with necessary storm drainage improvements. Through the month of July, 3 alleys between First St. and Briscoe St. were substantially completed.	
	Completion:	



U.S. Department of Housing and Urban Development
 Office of Community Planning and Development
 Integrated Disbursement and Information System
 CDBG Activity Summary Report (GPR) for Program Year 2015
 DOUGLAS COUNTY

Date: 08-Nov-2016
 Time: 12:23
 Page: 65

PGM Year: 2015
Project: 0014 - ToCR ADA Surface Improvements
IDIS Activity: 167 - Town of CR - ADA Surface Improvements

Status: Open
Location: 4175 Castleton Ct Castle Rock, CO 80109-7886

Objective: Create suitable living environments
Outcome: Availability/accessibility
Matrix Code: Street Improvements (03K) **National Objective:** LMA

Initial Funding Date: 10/12/2016

Description:

This project will improve ADA accessibility and mobility for pedestrians in the area. Several of the proposed locations are used frequently by low-income residents to access apartments or other housing. Downtown Castle Rock is located within a CDBG target area. In addition to the installation of ADA-compliant curb cuts and ramp surfaces, the project will include limited re-grading of adjacent pavement surfaces to ensure positive drainage away from the new cuts. This improved drainage will serve to prevent standing water and icing as well as to protect the new infrastructure from seasonal freeze-thaw damage.

Financing

	Fund Type	Grant Year	Grant	Funded Amount	Drawn In Program Year	Drawn Thru Program Year
CDBG	EN	Pre-2015		\$50,000.00	\$0.00	\$0.00
		2014	B14UC080004		\$50,000.00	\$50,000.00
Total	Total			\$50,000.00	\$50,000.00	\$50,000.00

Proposed Accomplishments

People (General) : 1,439
 Total Population in Service Area: 1,685
 Census Tract Percent Low / Mod: 26.41

Annual Accomplishments

Years	Accomplishment Narrative	# Benefitting
2015	Draw 1 - 10/12/16: CDBG funds were used to improve ADA accessibility and mobility for pedestrians in the area, and re-grade adjacent pavement surfaces to ensure positive drainage away from new cuts, preventing standing water and icing as well as protect new infrastructure from seasonal freeze-thaw damage. Through the month of June, the alley north of 7th street was substantially completed along with necessary storm drainage improvements. Through the month of July, 3 alleys between First St. and Briscoe St. were substantially completed.	
	Completion:	



U.S. Department of Housing and Urban Development
Office of Community Planning and Development
Integrated Disbursement and Information System
CDBG Activity Summary Report (GPR) for Program Year 2015
DOUGLAS COUNTY

Date: 08-Nov-2016

Time: 12:23

Page: 66

Total Funded Amount:	\$2,662,712.51
Total Drawn Thru Program Year:	\$2,270,422.59
Total Drawn In Program Year:	\$1,331,089.80

APPENDIX C *continued*

HUD Reports

PR09 – Program Income Details by Fiscal Year and Program

U.S. Department of Housing and Urban Development
 Office of Community Planning and Development
 Integrated Disbursement and Information System
 Program Income Details by Fiscal Year and Program
 DOUGLAS COUNTY,CO

Report for Program:CDBG

*Data Only Provided for Time Period Queried:08-01-2015 to 10-24-2016

Program Year	Program	Associated Grant Number	Fund Type	Estimated Income for Year	Transaction	Voucher #	Voucher Created	Voucher Type	IDIS Proj. ID	IDIS Actv. ID	Matrix Code	Received/Drawn Amount
2014	CDBG	B14UC080004	RL	0.00								
					DRAWS							
						5849983-001	09-21-15	PY	2	130	13	51,294.00
						5890320-001	01-27-16	PY	2	130	13	56,676.71
												RL Receipts
												RL Draws
												107,970.71
												RL Balance
												(107,970.71)
2014	CDBG											Total CDBG Receipts*:
												Total CDBG Draws against Receipts*:
												107,970.71
												Total CDBG Receipt Fund Balance*:
												(107,970.71)
2015	CDBG	B15UC080004	RL	0.00								
					RECEIPTS							
						5179028-001	11-09-15		2	130	13	106,187.01
						5184865-001	01-27-16		2	130	13	176,972.55
						5191871-001	04-25-16		2	130	13	66,881.52
						5202438-001	09-02-16		2	156	01	31,027.61
					DRAWS							
						5890320-002	01-27-16	PY	2	130	13	34,511.29
						5932967-001	06-07-16	PY	2	130	13	60,588.00
						5960367-001	09-02-16	PY	2	156	01	72,188.00

Program Year	Associated Program	Grant Number	Fund Type	Estimated Income for Year	Transaction	Voucher #	Voucher Created	Voucher Type	IDIS Proj. ID	IDIS Actv. ID	Matrix Code	Receipted/Drawn Amount	
												RL Receipts	381,068.69
												RL Draws	167,287.29
												RL Balance	213,781.40
2015	CDBG											Total CDBG Receipts*:	381,068.69
												Total CDBG Draws against Receipts*:	167,287.29
												Total CDBG Receipt Fund Balance*:	213,781.40

APPENDIX C *continued*
HUD Reports
PR10 – CDBG Housing Activities

U.S. Department of Housing and Urban Development
 Office of Community Planning and Development
 Integrated Disbursement and Information System
 CDBG Housing Activities
 DOUGLAS COUNTY, CO

PGM YEAR	PROJ ID	IDIS ACT ID	ACTIVITY NAME	STATUS	MTX CD	NTL OBJ	Total			CDBG DRAWN AMOUNT	OCCUPIED TOTAL	UNITS L/M	% L/M	CUMULATIVE	
							EST. AMT	% CDBG						OWNER	RENTER
2014	6741	164	BRI - Rehab	OPEN	14A	LMH	105,398.00	3.4		3,580.62	7	7	100.0	7	0
		2014	TOTALS: BUDGETED/UNDERWAY				105,398.00	3.3		3,580.62	7	7	100.0	7	0
			COMPLETED				0.00	0.0		0.00	0	0	0.0	0	0
							105,398.00	3.3		3,580.62	7	7	100.0	7	0

PGM YEAR	PROJ ID	IDIS ACT ID	ACTIVITY NAME	STATUS	MTX CD	NTL OBJ	Total			CDBG DRAWN AMOUNT	OCCUPIED TOTAL	UNITS L/M	% L/M	CUMULATIVE	
							EST. AMT	% CDBG						OWNER	RENTER
2013	4887	122	DCHP Site Improvements	COM	12	LMH	16,210,079.00	1.2		200,000.00	105	94	89.5	0	105
2013	4887	137	Town of Parker-Rehab	COM	14A	LMH	4,110.00	27.4		1,125.00	1	1	100.0	1	0
		2013	TOTALS: BUDGETED/UNDERWAY				0.00	0.0		0.00	0	0	0.0	0	0
			COMPLETED				16,214,189.00	1.2		201,125.00	106	95	89.6	1	105
							16,214,189.00	1.2		201,125.00	106	95	89.6	1	105

PGM YEAR	PROJ ID	IDIS ACT ID	ACTIVITY NAME	STATUS	MTX CD	NTL OBJ	Total			CDBG DRAWN AMOUNT	OCCUPIED TOTAL	UNITS L/M	% L/M	CUMULATIVE	
							EST. AMT	% CDBG						OWNER	RENTER
2011	1359	98	Rebuilding Together	COM	14A	LMH	66,177.39	24.4		16,177.39	5	5	100.0	5	0
		2011	TOTALS: BUDGETED/UNDERWAY				0.00	0.0		0.00	0	0	0.0	0	0
			COMPLETED				66,177.39	24.4		16,177.39	5	5	100.0	5	0
							66,177.39	24.4		16,177.39	5	5	100.0	5	0

U.S. Department of Housing and Urban Development
 Office of Community Planning and Development
 Integrated Disbursement and Information System
 CDBG Housing Activities
 DOUGLAS COUNTY, CO

PGM YEAR	PROJ ID	IDIS ACT ID	ACTIVITY NAME	STATUS	MTX CD	NTL OBJ	Total		CDBG DRAWN AMOUNT	OCCUPIED TOTAL	UNITS L/M	% L/M	CUMULATIVE	
							EST. AMT	% CDBG					OCCUPIED OWNER	UNITS RENTER
2009	3977	90	Rebuilding Together Metro Denver	COM	14A	LMH	17,808.15	100.0	17,808.15	6	6	100.0	6	0
		2009	TOTALS: BUDGETED/UNDERWAY				0.00	0.0	0.00	0	0	0.0	0	0
			COMPLETED				17,808.15	100.0	17,808.15	6	6	100.0	6	0
							17,808.15	100.0	17,808.15	6	6	100.0	6	0

PGM YEAR	PROJ ID	IDIS ACT ID	ACTIVITY NAME	STATUS	MTX CD	NTL OBJ	Total		CDBG DRAWN AMOUNT	OCCUPIED TOTAL	UNITS L/M	% L/M	CUMULATIVE	
							EST. AMT	% CDBG					OCCUPIED OWNER	UNITS RENTER
2007	8208	76	Zoning Rehabilitation Program	COM	14A	LMH	13,224.00	24.5	3,244.00	1	1	100.0	1	0
		2007	TOTALS: BUDGETED/UNDERWAY				0.00	0.0	0.00	0	0	0.0	0	0
			COMPLETED				13,224.00	24.5	3,244.00	1	1	100.0	1	0
							13,224.00	24.5	3,244.00	1	1	100.0	1	0

PGM YEAR	PROJ ID	IDIS ACT ID	ACTIVITY NAME	STATUS	MTX CD	NTL OBJ	Total		CDBG DRAWN AMOUNT	OCCUPIED TOTAL	UNITS L/M	% L/M	CUMULATIVE	
							EST. AMT	% CDBG					OCCUPIED OWNER	UNITS RENTER
2006	0006	54	MINOR HOME REPAIR	COM	14A	LMH	122,734.65	100.0	122,734.65	20	20	100.0	20	0
		2006	TOTALS: BUDGETED/UNDERWAY				0.00	0.0	0.00	0	0	0.0	0	0
			COMPLETED				122,734.65	100.0	122,734.65	20	20	100.0	20	0
							122,734.65	100.0	122,734.65	20	20	100.0	20	0

APPENDIX C *continued*

HUD Reports

PR26 and Line 19 Detail for PR26 – CDBG Financial Summary Report



Office of Community Planning and Development
 U.S. Department of Housing and Urban Development
 Integrated Disbursement and Information System
 PR26 - CDBG Financial Summary Report
 Program Year 2015
 DOUGLAS COUNTY , CO

DATE: 01-20-17
 TIME: 20:13
 PAGE: 1

PART I: SUMMARY OF CDBG RESOURCES

01 UNEXPENDED CDBG FUNDS AT END OF PREVIOUS PROGRAM YEAR	476,859.02
02 ENTITLEMENT GRANT	889,370.00
03 SURPLUS URBAN RENEWAL	0.00
04 SECTION 108 GUARANTEED LOAN FUNDS	0.00
05 CURRENT YEAR PROGRAM INCOME	381,068.69
05a CURRENT YEAR SECTION 108 PROGRAM INCOME (FOR SI TYPE)	0.00
06 FUNDS RETURNED TO THE LINE-OF-CREDIT	0.00
06a FUNDS RETURNED TO THE LOCAL CDBG ACCOUNT	0.00
07 ADJUSTMENT TO COMPUTE TOTAL AVAILABLE	0.00
08 TOTAL AVAILABLE (SUM, LINES 01-07)	1,747,297.71

PART II: SUMMARY OF CDBG EXPENDITURES

09 DISBURSEMENTS OTHER THAN SECTION 108 REPAYMENTS AND PLANNING/ADMINISTRATION	1,206,428.21
10 ADJUSTMENT TO COMPUTE TOTAL AMOUNT SUBJECT TO LOW/MOD BENEFIT	0.00
11 AMOUNT SUBJECT TO LOW/MOD BENEFIT (LINE 09 + LINE 10)	1,206,428.21
12 DISBURSED IN IDIS FOR PLANNING/ADMINISTRATION	124,661.59
13 DISBURSED IN IDIS FOR SECTION 108 REPAYMENTS	0.00
14 ADJUSTMENT TO COMPUTE TOTAL EXPENDITURES	0.00
15 TOTAL EXPENDITURES (SUM, LINES 11-14)	1,331,089.80
16 UNEXPENDED BALANCE (LINE 08 - LINE 15)	416,207.91

PART III: LOWMOD BENEFIT THIS REPORTING PERIOD

17 EXPENDED FOR LOW/MOD HOUSING IN SPECIAL AREAS	0.00
18 EXPENDED FOR LOW/MOD MULTI-UNIT HOUSING	0.00
19 DISBURSED FOR OTHER LOW/MOD ACTIVITIES	1,192,424.00
20 ADJUSTMENT TO COMPUTE TOTAL LOW/MOD CREDIT	0.00
21 TOTAL LOW/MOD CREDIT (SUM, LINES 17-20)	1,192,424.00
22 PERCENT LOW/MOD CREDIT (LINE 21/LINE 11)	98.84%

LOW/MOD BENEFIT FOR MULTI-YEAR CERTIFICATIONS

23 PROGRAM YEARS(PY) COVERED IN CERTIFICATION	PY: 2015 PY: 2016 PY: 2017
24 CUMULATIVE NET EXPENDITURES SUBJECT TO LOW/MOD BENEFIT CALCULATION	1,206,428.21
25 CUMULATIVE EXPENDITURES BENEFITING LOW/MOD PERSONS	1,192,424.00
26 PERCENT BENEFIT TO LOW/MOD PERSONS (LINE 25/LINE 24)	98.84%

PART IV: PUBLIC SERVICE (PS) CAP CALCULATIONS

27 DISBURSED IN IDIS FOR PUBLIC SERVICES	122,057.06
28 PS UNLIQUIDATED OBLIGATIONS AT END OF CURRENT PROGRAM YEAR	50,842.48
29 PS UNLIQUIDATED OBLIGATIONS AT END OF PREVIOUS PROGRAM YEAR	26,264.00
30 ADJUSTMENT TO COMPUTE TOTAL PS OBLIGATIONS	0.00
31 TOTAL PS OBLIGATIONS (LINE 27 + LINE 28 - LINE 29 + LINE 30)	146,635.54
32 ENTITLEMENT GRANT	889,370.00
33 PRIOR YEAR PROGRAM INCOME	116,188.51
34 ADJUSTMENT TO COMPUTE TOTAL SUBJECT TO PS CAP	0.00
35 TOTAL SUBJECT TO PS CAP (SUM, LINES 32-34)	1,005,558.51
36 PERCENT FUNDS OBLIGATED FOR PS ACTIVITIES (LINE 31/LINE 35)	14.58%

PART V: PLANNING AND ADMINISTRATION (PA) CAP

37 DISBURSED IN IDIS FOR PLANNING/ADMINISTRATION	124,661.59
38 PA UNLIQUIDATED OBLIGATIONS AT END OF CURRENT PROGRAM YEAR	35,425.41
39 PA UNLIQUIDATED OBLIGATIONS AT END OF PREVIOUS PROGRAM YEAR	0.00
40 ADJUSTMENT TO COMPUTE TOTAL PA OBLIGATIONS	0.00
41 TOTAL PA OBLIGATIONS (LINE 37 + LINE 38 - LINE 39 +LINE 40)	160,087.00
42 ENTITLEMENT GRANT	889,370.00
43 CURRENT YEAR PROGRAM INCOME	381,068.69
44 ADJUSTMENT TO COMPUTE TOTAL SUBJECT TO PA CAP	0.00
45 TOTAL SUBJECT TO PA CAP (SUM, LINES 42-44)	1,270,438.69
46 PERCENT FUNDS OBLIGATED FOR PA ACTIVITIES (LINE 41/LINE 45)	12.60%



Office of Community Planning and Development
 U.S. Department of Housing and Urban Development
 Integrated Disbursement and Information System
 PR26 - CDBG Financial Summary Report
 Program Year 2015
 DOUGLAS COUNTY , CO

DATE: 01-20-17
 TIME: 20:13
 PAGE: 2

LINE 17 DETAIL: ACTIVITIES TO CONSIDER IN DETERMINING THE AMOUNT TO ENTER ON LINE 17

Report returned no data.

LINE 18 DETAIL: ACTIVITIES TO CONSIDER IN DETERMINING THE AMOUNT TO ENTER ON LINE 18

Plan Year	IDIS Project	IDIS Activity	Activity Name	Matrix Code	National Objective	Drawn Amount
2014	1	144	DCHP-Community Supportive Housing	01	LMH	\$14,004.21
				01	Matrix Code	\$14,004.21
Total						\$14,004.21

LINE 19 DETAIL: ACTIVITIES INCLUDED IN THE COMPUTATION OF LINE 19

Plan Year	IDIS Project	IDIS Activity	Voucher Number	Activity Name	Matrix Code	National Objective	Drawn Amount
2015	2	156	5909783	DCHP-Supportive Housing	01	LMH	\$220,977.50
2015	2	156	5914192	DCHP-Supportive Housing	01	LMH	\$4,424.00
2015	2	156	5921284	DCHP-Supportive Housing	01	LMH	\$3,550.00
2015	2	156	5960367	DCHP-Supportive Housing	01	LMH	\$72,188.00
					01	Matrix Code	\$301,139.50
2014	12	136	5822698	DETF-Building Renovation	03	LMC	\$65,450.12
2014	12	136	5903035	DETF-Building Renovation	03	LMC	\$3,319.82
2015	13	150	5865917	PTF-Water Tap Fee	03	LMC	\$100,790.00
					03	Matrix Code	\$169,559.94
2013	4	134	5822698	Sedalia Water-Tank	03J	LMC	\$9,130.00
2013	4	134	5879717	Sedalia Water-Tank	03J	LMC	\$1,470.00
2013	4	134	5901670	Sedalia Water-Tank	03J	LMC	\$16,722.50
2013	4	134	5919355	Sedalia Water-Tank	03J	LMC	\$79,948.00
2015	15	163	5936298	Sedalia Water	03J	LMC	\$28,000.00
					03J	Matrix Code	\$135,270.50
2014	13	166	5972508	Town of CR - ADA Surface Improvements	03K	LMA	\$152,702.00
2015	14	167	5972508	Town of CR - ADA Surface Improvements	03K	LMA	\$50,000.00
					03K	Matrix Code	\$202,702.00
2015	10	158	5909783	Promise Ranch	05B	LMC	\$3,050.00
2015	10	158	5914192	Promise Ranch	05B	LMC	\$2,877.79
2015	10	158	5927894	Promise Ranch	05B	LMC	\$2,388.06
2015	10	158	5944438	Promise Ranch	05B	LMC	\$1,684.15
2015	11	160	5919355	AINC	05B	LMC	\$1,400.00
2015	11	160	5931796	AINC	05B	LMC	\$1,100.00
2015	11	160	5936298	AINC	05B	LMC	\$500.00
					05B	Matrix Code	\$13,000.00
2013	3	129	5832774	PSC Transp Coord	05E	LMC	\$900.00
2014	4	142	5832774	CRSC-Transp Coord	05E	LMC	\$3,214.40
2015	9	159	5914458	Neighbor Network	05E	LMC	\$2,666.66
2015	9	159	5927894	Neighbor Network	05E	LMC	\$2,666.66
2015	9	159	5936298	Neighbor Network	05E	LMC	\$2,666.33
2015	9	159	5944438	Neighbor Network	05E	LMC	\$2,666.33
2015	9	159	5955978	Neighbor Network	05E	LMC	\$1,834.02
2015	18	157	5909783	PSC-Transportation Coord.	05E	LMC	\$2,100.00
2015	18	157	5919355	PSC-Transportation Coord.	05E	LMC	\$1,050.00
2015	18	157	5927894	PSC-Transportation Coord.	05E	LMC	\$1,050.00
2015	18	157	5936298	PSC-Transportation Coord.	05E	LMC	\$1,050.00
2015	18	157	5944438	PSC-Transportation Coord.	05E	LMC	\$840.00
2015	18	157	5962355	PSC-Transportation Coord.	05E	LMC	\$1,050.00
					05E	Matrix Code	\$23,754.40
2014	6	146	5832774	Family Development	05Q	LMC	\$4,040.00
2014	6	146	5871453	Family Development	05Q	LMC	\$12,490.00



Office of Community Planning and Development
 U.S. Department of Housing and Urban Development
 Integrated Disbursement and Information System
 PR26 - CDBG Financial Summary Report
 Program Year 2015
 DOUGLAS COUNTY , CO

DATE: 01-20-17
 TIME: 20:13
 PAGE: 3

Plan Year	IDIS Project	IDIS Activity	Voucher Number	Activity Name	Matrix Code	National Objective	Drawn Amount
2014	6	146	5901670	Family Development	05Q	LMC	\$8,325.57
2014	6	146	5931796	Family Development	05Q	LMC	\$5,448.43
2014	8	139	5822698	DETF-Rent	05Q	LMC	\$3,570.00
2014	9	140	5832774	DETF-Util	05Q	LMC	\$1,506.14
2015	3	151	5901670	SVdP	05Q	LMC	\$2,500.00
2015	3	151	5909783	SVdP	05Q	LMC	\$2,350.00
2015	3	151	5921284	SVdP	05Q	LMC	\$2,150.00
2015	4	153	5909783	DETF-Rent	05Q	LMC	\$4,895.00
2015	4	153	5921284	DETF-Rent	05Q	LMC	\$3,122.00
2015	4	153	5931796	DETF-Rent	05Q	LMC	\$2,395.00
2015	4	153	5944437	DETF-Rent	05Q	LMC	\$4,250.00
2015	4	153	5955978	DETF-Rent	05Q	LMC	\$3,743.00
2015	5	161	5931796	PTF-Rent	05Q	LMC	\$700.00
2015	5	161	5955978	PTF-Rent	05Q	LMC	\$1,440.81
2015	6	154	5909783	DETF-Utility	05Q	LMC	\$3,111.63
2015	6	154	5921284	DETF-Utility	05Q	LMC	\$2,518.29
2015	6	154	5944437	DETF-Utility	05Q	LMC	\$3,659.32
2015	6	154	5944438	DETF-Utility	05Q	LMC	\$2,832.16
2015	6	154	5955978	DETF-Utility	05Q	LMC	\$3,878.60
2015	7	162	5931796	PTF-Utility	05Q	LMC	\$705.02
2015	7	162	5955978	PTF-Utility	05Q	LMC	\$671.69
2015	12	155	5909783	DETF-Overnight	05Q	LMC	\$855.00
2015	12	155	5927894	DETF-Overnight	05Q	LMC	\$1,720.00
2015	12	155	5955978	DETF-Overnight	05Q	LMC	\$2,425.00
					05Q	Matrix Code	\$85,302.66
2013	2	130	5832774	DCHP-Down Payment	13	LMH	\$19,792.00
2013	2	130	5865917	DCHP-Down Payment	13	LMH	\$19,792.00
2013	2	130	5888551	DCHP-Down Payment	13	LMH	\$19,792.00
2013	2	130	5890320	DCHP-Down Payment	13	LMH	\$91,188.00
2013	2	130	5914192	DCHP-Down Payment	13	LMH	\$39,587.00
2013	2	130	5932967	DCHP-Down Payment	13	LMH	\$60,588.00
					13	Matrix Code	\$250,739.00
2014	2	164	5968926	BRI - Rehab	14A	LMH	\$3,580.62
2014	2	164	5972508	BRI - Rehab	14A	LMH	\$7,375.38
					14A	Matrix Code	\$10,956.00
Total							\$1,192,424.00

LINE 27 DETAIL: ACTIVITIES INCLUDED IN THE COMPUTATION OF LINE 27

Plan Year	IDIS Project	IDIS Activity	Voucher Number	Activity Name	Matrix Code	National Objective	Drawn Amount
2015	10	158	5909783	Promise Ranch	05B	LMC	\$3,050.00
2015	10	158	5914192	Promise Ranch	05B	LMC	\$2,877.79
2015	10	158	5927894	Promise Ranch	05B	LMC	\$2,388.06
2015	10	158	5944438	Promise Ranch	05B	LMC	\$1,684.15
2015	11	160	5919355	AINC	05B	LMC	\$1,400.00
2015	11	160	5931796	AINC	05B	LMC	\$1,100.00
2015	11	160	5936298	AINC	05B	LMC	\$500.00
					05B	Matrix Code	\$13,000.00
2013	3	129	5832774	PSC Transp Coord	05E	LMC	\$900.00
2014	4	142	5832774	CRSC-Transp Coord	05E	LMC	\$3,214.40
2015	9	159	5914458	Neighbor Network	05E	LMC	\$2,666.66
2015	9	159	5927894	Neighbor Network	05E	LMC	\$2,666.66
2015	9	159	5936298	Neighbor Network	05E	LMC	\$2,666.33
2015	9	159	5944438	Neighbor Network	05E	LMC	\$2,666.33
2015	9	159	5955978	Neighbor Network	05E	LMC	\$1,834.02

APPENDIX D
Matrix of Impediments Addressed by 2015 Projects

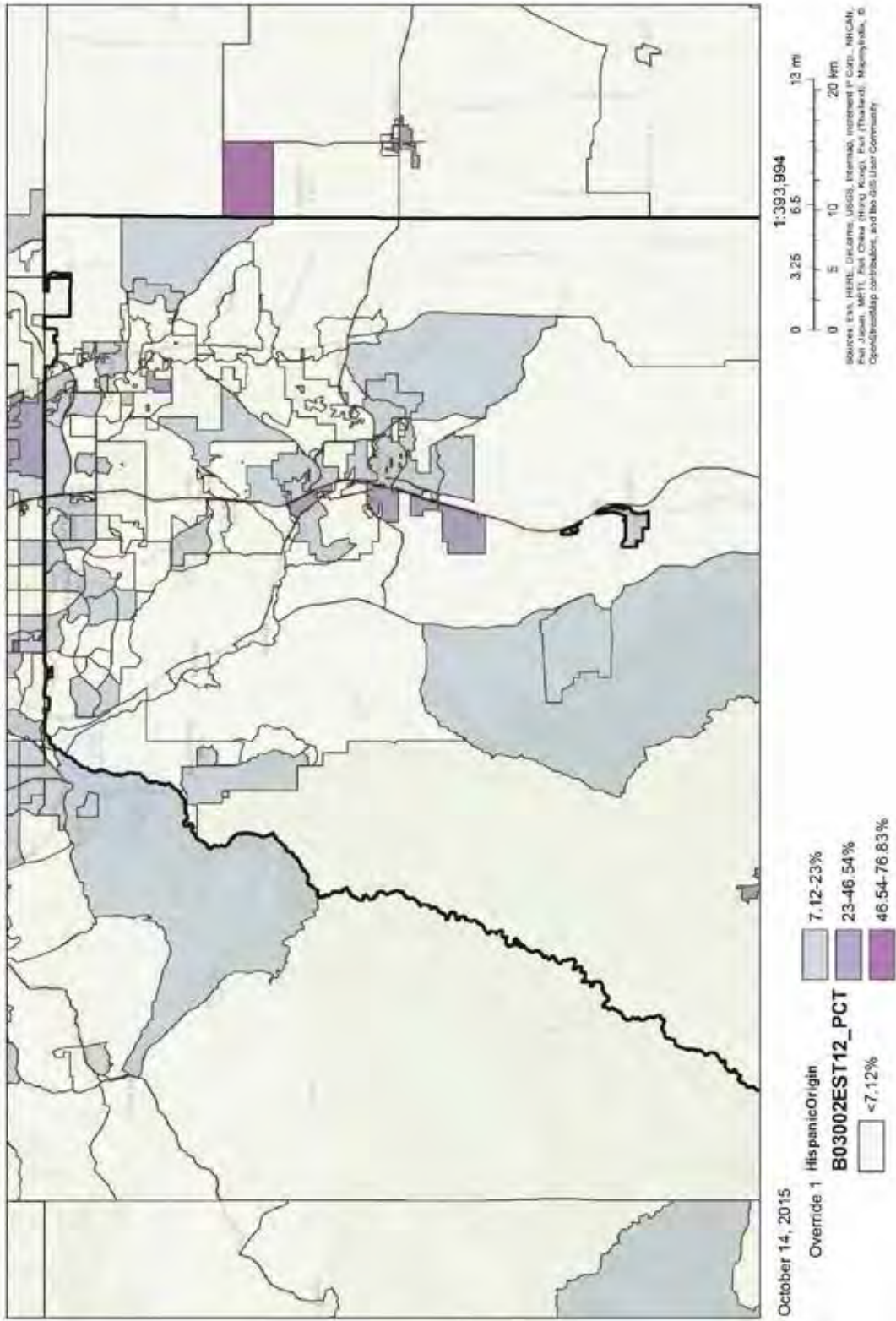
Project	Impediment Addressed			
	Transit	Diversity	Education	Zoning
Audio Information Network: Audio Information Services		ü	ü	
DC Department of Community Development: Douglas County Cares	ü	ü	ü	
Douglas County Housing Partnership: Community-Supportive Housing and Down Payment Assistance		ü	ü	
Douglas/Elbert Task Force: Rent Assistance		ü	ü	
Douglas/Elbert Task Force: Utility Assistance		ü	ü	
Douglas/Elbert Task Force: Overnight Lodging		ü	ü	
Douglas/Elbert Task Force: Building Renovation		ü	ü	
Neighbor Network: Transportation Coordinator Salary	ü	ü	ü	
Parker Senior Center: Rent Assistance	ü	ü	ü	
Parker Senior Center: Utility Assistance		ü	ü	
Parker Senior Center: Water Tap Fee		ü	ü	
Promise Ranch Therapeutic Riding: Occupational Therapist Salary		ü	ü	
St. Vincent de Paul: Rent Assistance		ü	ü	
Sedalia Water and Sanitation District: Water System Improvements		ü	ü	
Town of Castle Rock: ADA Sidewalk Improvements		ü	ü	
DC Department of Community Development: Grant Administration	ü	ü	ü	ü

APPENDIX E
2015 Risk Assessment Scores

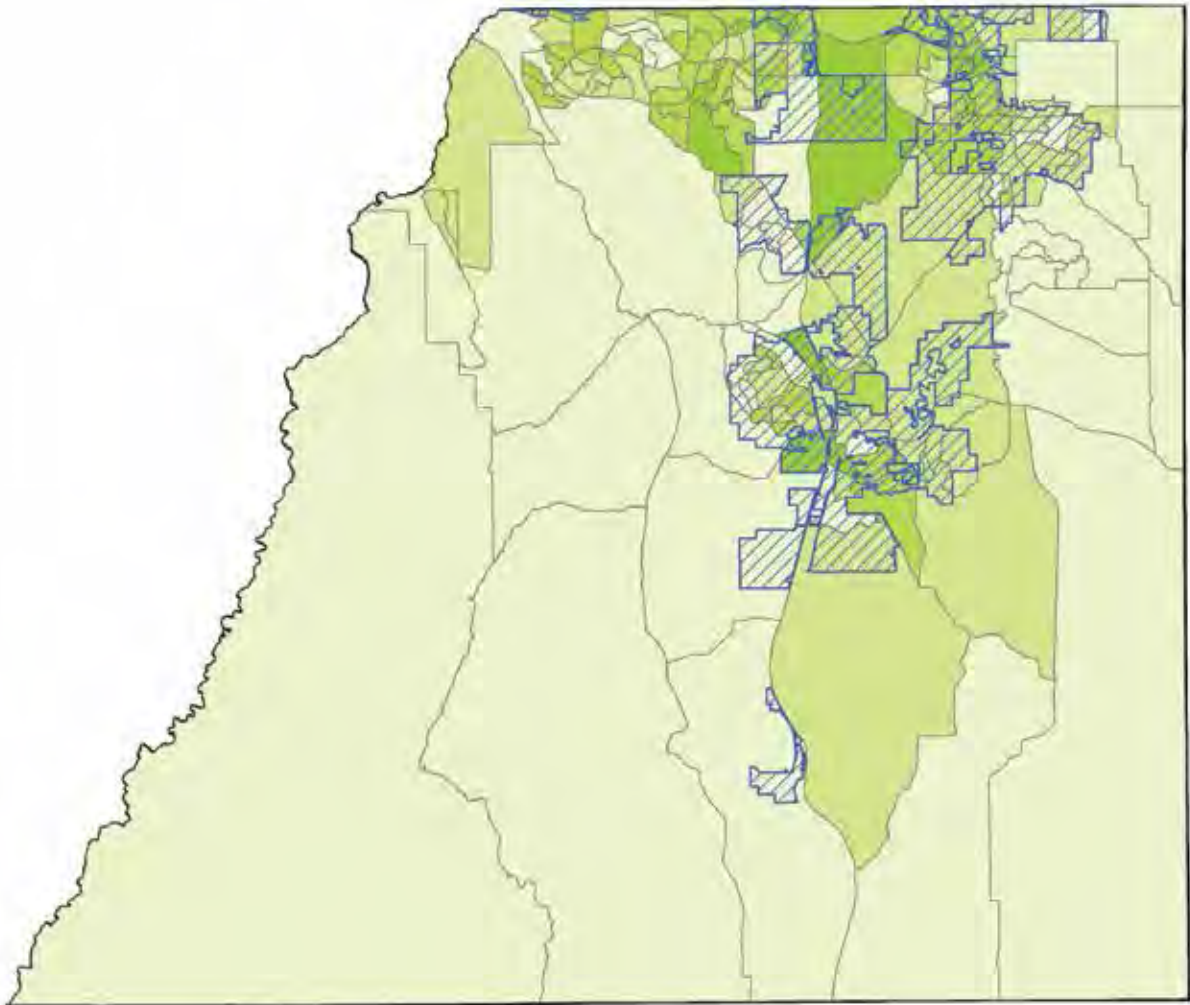
Subgrantee	Project Name	Low Risk (0-34)	Medium Risk (35-70)	High Risk (71+)
Audio Information Network of Colorado	2015 Audio Information Services	3		
Brothers Redevelopment	2014 Housing Rehabilitation Services			74
Douglas County Department of Community Development	2014 Douglas County Cares	15		
	2015 Douglas County Cares		64	
Douglas County Housing Partnership	2013 Down Payment Assistance		55	
	2014 Community-Supportive Housing		51	
	2015 Community-Supportive Housing		67	
Douglas/Elbert Task Force	2015 Rent Assistance	17		
	2015 Utility Assistance	17		
	2015 Overnight Lodging	17		
Neighbor Network	2015 Transportation Coordinator Salary	13		
Parker Senior Center	2015 Transportation Coordinator Salary		55	
Parker Task Force	2015 Rent Assistance		57	
	2015 Utility Assistance		57	
	2015 Water Tap Fee	5		
Promise Ranch	2015 Occupational Therapist Salary	13		
St. Vincent de Paul	2015 Rent Assistance	0		
Sedalia Water & Sanitation District	2013 Water Tank Evaluation & Repairs		58	
	2015 Water System Improvements		59	
Town of Castle Rock	2014 Drainage and ADA Imprv.		63	
	2015 Drainage and ADA Imprv.		66	

APPENDIX H
Douglas County Persons of Hispanic Origin Map

Persons of Hispanic Origin - Douglas County, Colorado









APPENDIX I
Douglas County Minority Concentration Map



LEGEND

MINORITY SHARE OF TOTAL POPULATION OF EACH BLOCK GROUP

-  4.80% - 11.32%
-  11.33% - 15.78%
-  15.79% - 21.35%
-  21.36% - 33.13%
-  INCORPORATED AREAS
-  CENSUS BLOCK GROUP BOUNDARIES



OCTOBER 2013
DOUGLAS COUNTY
DEPARTMENT OF
COMMUNITY DEVELOPMENT

APPENDIX J
Affidavits of Publication (English and Spanish)

Colorado Community Media
9137 Ridgeline Blvd., Suite 210
Highlands Ranch CO, 80129

Public Notice

PUBLIC NOTICE CONCERNING
DOUGLAS COUNTY'S COMMUNITY
DEVELOPMENT BLOCK GRANT (CDBG)
2015 CONSOLIDATED ANNUAL
PERFORMANCE EVALUATION REPORT
(CAPER)


Douglas County has prepared a CAPER, which evaluates overall progress in addressing priorities and specific objectives identified in the 2014-2018 Douglas County Consolidated Plan and 2015 Annual Action Plan. This report summarizes CDBG project accomplishments and provides a financial summary of the 2015 CD-BG programs. The County invites public review of this document beginning November 10, 2016 and ending November 23, 2016. The CAPER is submitted to the U.S. Department of Housing and Urban Development in accordance with program regulations. The report is accessible on Douglas County's website. Hard copies are located at Douglas County, 100 Third St., Castle Rock, and any of the Douglas County Library Reference Desks. Those who wish to share comments should contact Tina Dill at 303-814-4380, tdill@douglas.co.us, or the address referenced above. Reasonable accommodations can be provided to individuals with disabilities or those who do not speak English to ensure meaningful review of this document. Arrangements for accommodations are to be made in advance, and may include TDD/TTY/Relay number, and use of interpreters as needed.

Legal Notice No.: 930158
First Publication: November 10, 2016
Last Publication: November 10, 2016
Publisher: Douglas County News-Press

AFFIDAVIT OF PUBLICATION

State of Colorado }
County of Douglas } ss


This Affidavit of Publication for the DOUGLAS COUNTY NEWS PRESS, a weekly newspaper, printed and published for the County of Douglas, State of Colorado, hereby certifies that the attached legal notice was published in said newspaper once in each week, **1** successive week(s), the last of which publication was made **10th** day **November** A.D., 2016, and that copies of each number of said paper in which said Public Notice was published were delivered by carriers or transmitted by mail to each of the subscribers of said paper, according to their accustomed mode of business in this office.



For the Douglas County News-Press

State of Colorado }
County of Douglas } ss

The above Affidavit and Certificate of Publication was subscribed and sworn to before by the above named Gerard Healey, publisher of said newspaper, who is personally known to me to be the identical person in the above certificate on the **10th** day of **November** A.D., 2016. Gerard Healey has verified to me that he has adopted an electronic signature to function as his signature on this document.



Heather L. Crompton
Notary Public

My commission ends December 18, 2019

HEATHER L. CROMPTON
NOTARY PUBLIC
STATE OF COLORADO
NOTARY ID 20154048391
Commission expiration date:
December 18, 2019

Colorado Community Media
9137 Ridgeline Blvd., Suite 210
Highlands Ranch CO, 80129

Public Notice

AVISO PÚBLICO CON RESPETO A LA BECA
DEL BLOQUE DE DESARROLLO
COMUNITARIO (CDBG POR SUS SIGLOS
EN INGLÉS)
REPORTE CONSOLIDADO DE LA
EVALUACIÓN ANUAL DE RENDIMIENTO
2015 (CAPER POR SUS SIGLOS EN INGLÉS)

El Condado de Douglas ha preparado el CAPER, lo cual evalúa el progreso general hacia abordar las prioridades y objetivos específicos identificados en el Plan Consolidado del Condado de Douglas 2014-2018 y el Plan de Acción Anual 2015. Este reporte resume los cumplimientos del proyecto CDBG y provee un resumen financiero de los programas del CDBG en 2015. El Condado solicita el reviso público de este documento comenzando el 10 de Noviembre de 2016 y terminando el 23 de Noviembre de 2016. El CAPER se entrega al Departamento de Alojamiento y Desarrollo Urbano de los EE.UU según las regulaciones del programa. El reporte está accesible en la página web del Condado de Douglas. Copias físicas están ubicadas en el Condado de Douglas, 100 Third St., Castle Rock, y en cualquier de los escritorios de consulta en las bibliotecas del Condado de Douglas. Aquellas personas que desean compartir comentario deben de comunicarse con Tina Dill a 303-814-4380, tdill@douglas.co.us, o a la dirección referida arriba. Acomodaciones razonables podrían ser provistas a los individuales discapacitados o a las personas que no hablan inglés, para asegurar el reviso significativo de este document. Arreglos para acomodaciones tienen que ser hechos por adelantado, lo cual puede incluir número de retransmisión/TDD/TTY, y el uso de intérpretes como sea necesario.

Legal Notice No.: 930159
First Publication: November 10, 2016
Last Publication: November 10, 2016
Publisher: Douglas County News-Press

AFFIDAVIT OF PUBLICATION

State of Colorado }
County of Douglas } ss


This Affidavit of Publication for the DOUGLAS COUNTY NEWS PRESS , a weekly newspaper, printed and published for the County of Douglas, State of Colorado, hereby certifies that the attached legal notice was published in said newspaper once in each week, **1** successive week(s), the last of which publication was made **10th** day **November** A.D., 2016, and that copies of each number of said paper in which said Public Notice was published were delivered by carriers or transmitted by mail to each of the subscribers of said paper, according to their accustomed mode of business in this office.



For the Douglas County News-Press

State of Colorado }
County of Douglas } ss

The above Affidavit and Certificate of Publication was subscribed and sworn to before by the above named Gerard Healey, publisher of said newspaper, who is personally known to me to be the identical person in the above certificate on the **10th** day of **November** A.D., 2016. Gerard Healey has verified to me that he has adopted an electronic signature to function as his signature on this document.



Heather L. Crompton
Notary Public

My commission ends December 18, 2019

HEATHER L. CROMPTON
NOTARY PUBLIC
STATE OF COLORADO
NOTARY ID 20154048391
Commission expiration date:
December 18, 2019

APPENDIX K
Douglas County's 2015 At-Risk Profile

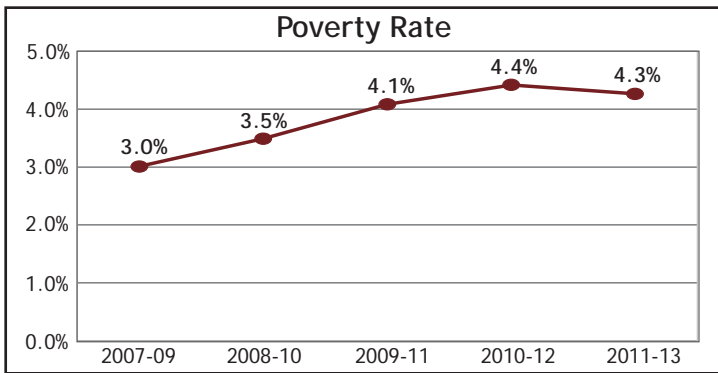
Douglas County Demographic Profile for the At-Risk Population

Updated: July 2015



Total population as of January 1, 2015	308,000
Change from 2014	1.8%

Poverty



Source: American Community Survey 3-Year Estimates

Population under poverty level	9,902
Share of population under poverty level	3.2%
Population under 2 times poverty level	32,150
Share of population under 2 times poverty level	10.5%

Source: 2013 American Community Survey 1-Year Estimates

Poverty level in 2013 is an annual income less than:

- \$11,888 for one adult
- \$15,142 for two adults
- \$23,624 for two adults and two children

Low- and Moderate-Income Population

Number of people with low- and moderate-incomes	44,385
Percentage of people with low- and moderate-incomes	16.3%

In 2014, the Department of Housing and Urban Development released data about the number of people who have low- and moderate-incomes. These families have incomes that are 50 percent and 80 percent of the Median Family Income for the Denver Metro area. People with low- and moderate-incomes may qualify for assistance through CDBG or other federal housing programs.

Self-Sufficiency Index for Douglas County

The Self-Sufficiency Standard for Colorado 2015 measures the cost of living for different household types for every county in Colorado. Because it factors in costs for housing, transportation, child care, food, health care, and taxes, it is a far more realistic indicator of the income needed to be self-sufficient than the federal poverty level. Child care can be a large cost depending on the number and age of children in a household. The table below shows the annual income needed to be self-sufficient in Douglas County for different households.

	One Adult	Two Adults	Two Adults, One Infant, One Preschooler	Two Adults, One School-Age, One Teenager
Annual Wage for SS*	\$30,723	\$42,360	\$87,636	\$61,896

*SS = Self-Sufficiency

Source: The Colorado Center on Law and Policy

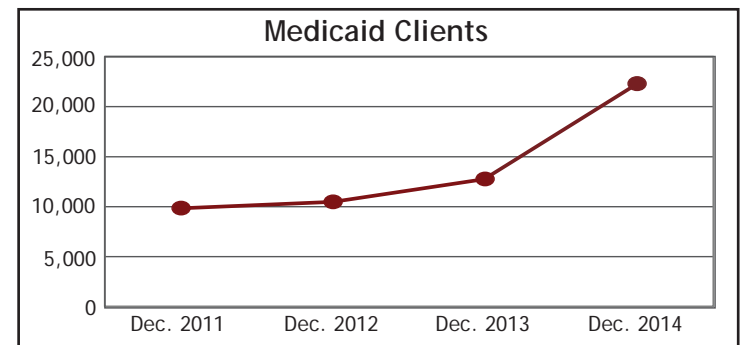


Human Services Assistance

Medicaid Clients

Due to the Affordable Care Act more residents are able to qualify and now have access to Medicaid benefits.

Dec. 2011	Dec. 2012	Dec. 2013	Dec. 2014	Change
9,841	10,476	12,762	22,307	75%

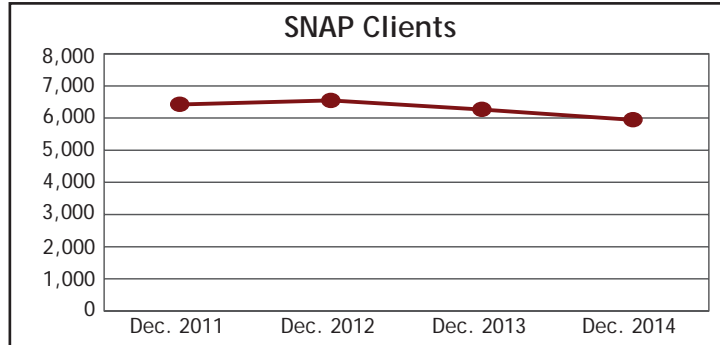


Source: Douglas County Department of Human Services

Human Services Assistance *continued*

Households Receiving Assistance through the Supplemental Nutrition Assistance Program or SNAP (previously called Food Stamps)

	Dec. 2011	Dec. 2012	Dec. 2013	Dec. 2014
Clients	6,423	6,545	6,265	5,943
Monetary value	\$878,705	\$864,328	\$777,647	\$760,300



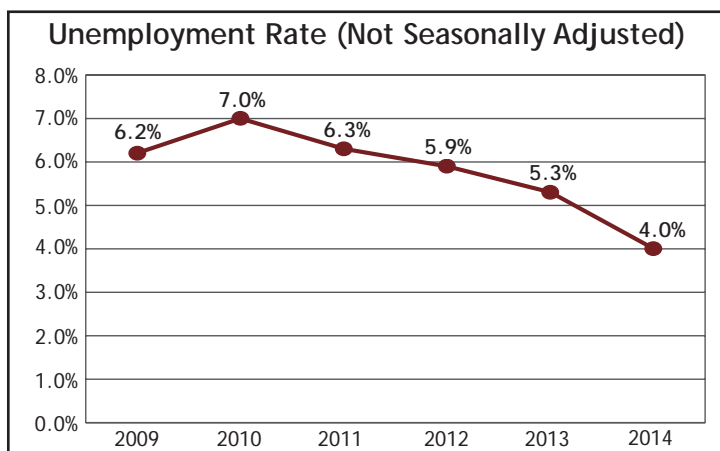
Low Income Energy Assistance Program (LEAP)

	2010-2011	2011-2012	2012-2013	2013-2014	2014-2015
Applications	1,378	1,480	1,078	924	862

Source: Douglas County Department of Human Services

Employment and Unemployment

Unemployed Douglas County residents in 2014	6,779
Change from 2013	-22%



Source: Local Area Unemployment Statistics

Employment and Unemployment *continued*



Jobs located in Douglas County in 2014	107,528
--	---------

Three largest industries in the County (37% of all jobs)

Retail jobs	16%
Retail average annual wage	\$27,664
Government jobs	11%
Government average annual wage	\$43,278
Accommodations & food service jobs	10%
Accommodations & food service average annual wage	\$18,092

Source: Colorado Department of Labor and Employment

Housing Costs

Median home sales price (2Q2014)	\$356,450
Median rent - apartment (2Q2014)	\$1,322
Median rent - single-family home (2Q2014)	\$1,450
Median owner costs (2013)	\$1,763

Annual income needed to afford median apartment rent	\$52,867
--	----------



Households paying more than 30% of income on housing costs:

All renter households	38%
All owner households	22%
Renter households with income under \$50,000	89%
Owner households with income under \$50,000	73%

Source: 2013 American Community Survey 1-Year Estimates

Foreclosure Filings

(Notice of Election and Demand)

2010	2011	2012	2013	2014
2,403	1,781	1,534	769	437

Source: Douglas County Public Trustee

APPENDIX L
Project Management Training Invitation

Project Management Training

Friday, Dec. 4 from 1:30 - 3:30 p.m.

**Douglas County Philip S. Miller Building
Large Planning Conference Room, 2nd floor
100 Third St., Castle Rock, CO 80104**

The CDBG Project Management Training is available to all who manage current CDBG projects and those who have been allocated funds for the 2015 program year. All are welcome, but please note that if you have participated in a previous training for project managers, do not feel obligated to attend.

Staff will discuss CDBG regulations and reporting requirements, as well as fair housing issues. This information will be provided in a helpful resource notebook to assist you in successfully implementing your project and drawing down on your grant. If you have attended this training session in the past, please bring the notebook you received. We will provide you with updated materials.

Please RSVP no later than 5:00 p.m. on Wednesday, December 2 by contacting Kim Smith at ksmith@douglas.co.us or at 303-660-7347.

