

QUARTERLY REPORT

DOUGLAS COUNTY MENTAL HEALTH INITIATIVE THE COMMUNITY RESPONSE TEAM

May - August 2018

Over the last four months, the Community Response Teams served **423 unique individuals** across **685 encounters**, including all active 911 calls, follow-ups and referrals. There were **232 active 911 calls** for service, **233 follow-ups** and **220 referrals**.

In July 2018, the decision was made by DCSO and CRPD to refer all mental health concerns to CRT. Effective July 1, 2018, all CIT referrals were routed to the CRTs for follow-up. Referrals jumped from 24 in May to 59 in June, and reached 85 in August. CRT does not schedule the first visit with the subject of a referral, therefore their first attempt to contact may be unsuccessful requiring a follow-up visit. CRT attempts contact on a referral a minimum of three times. Some days CRT is not called to any active 911 calls, leaving time for active call and referral follow-ups.

Welfare Check (99). Suicidal Subject (73) and Disturbances (28) were the top three calls for service, following the trend in prior months. Twenty-nine percent of suicidal subjects were 18 years old or younger, 40% were 20 years old or younger, 22% were between 25 and 34 years old, and 12% were over 50. Disturbance calls became more common for CRT beginning in early 2018. Prior to May – August 2018 these calls were often associated with disputes between parents and youth. These situations still exist, but more recently disturbance calls have had an adult mental health component, for example, adults living with severe and persistent mental illness, who often have stopped taking their medication.

Recidivism on active 911 calls is not common. The 232 active 911 calls were for 199 distinct individuals, with 18 people having 2 or more calls. Fourteen people had two active encounters with CRT, one person had three, one person had four, one person had five, and one person had 11 encounters. Two of the 18 individuals with more than one CRT contact are considered high utilizers of first responder service.

The average officer time on scene prior to CRT arrival was between 10 and 15 minutes. This has remained consistent since September 2017. CRT's average time to perform a direct placement was one hour, which is also consistent with other months.

Quick Facts • May-Aug 2018

Age Range (All Unique Individuals N=423)

5-9	4	1%
10-14	47	11%
15-19	90	21%
20-24	43	10%
25-34	62	15%
35-44	66	16%
45-54	52	12%
55-59	18	4%
60-64	12	3%
65-74	17	4%
75-84	9	2%
85+	1	<1%
Age Unknown	2	<1%

220 (52%) Female • 203 (48%) Male

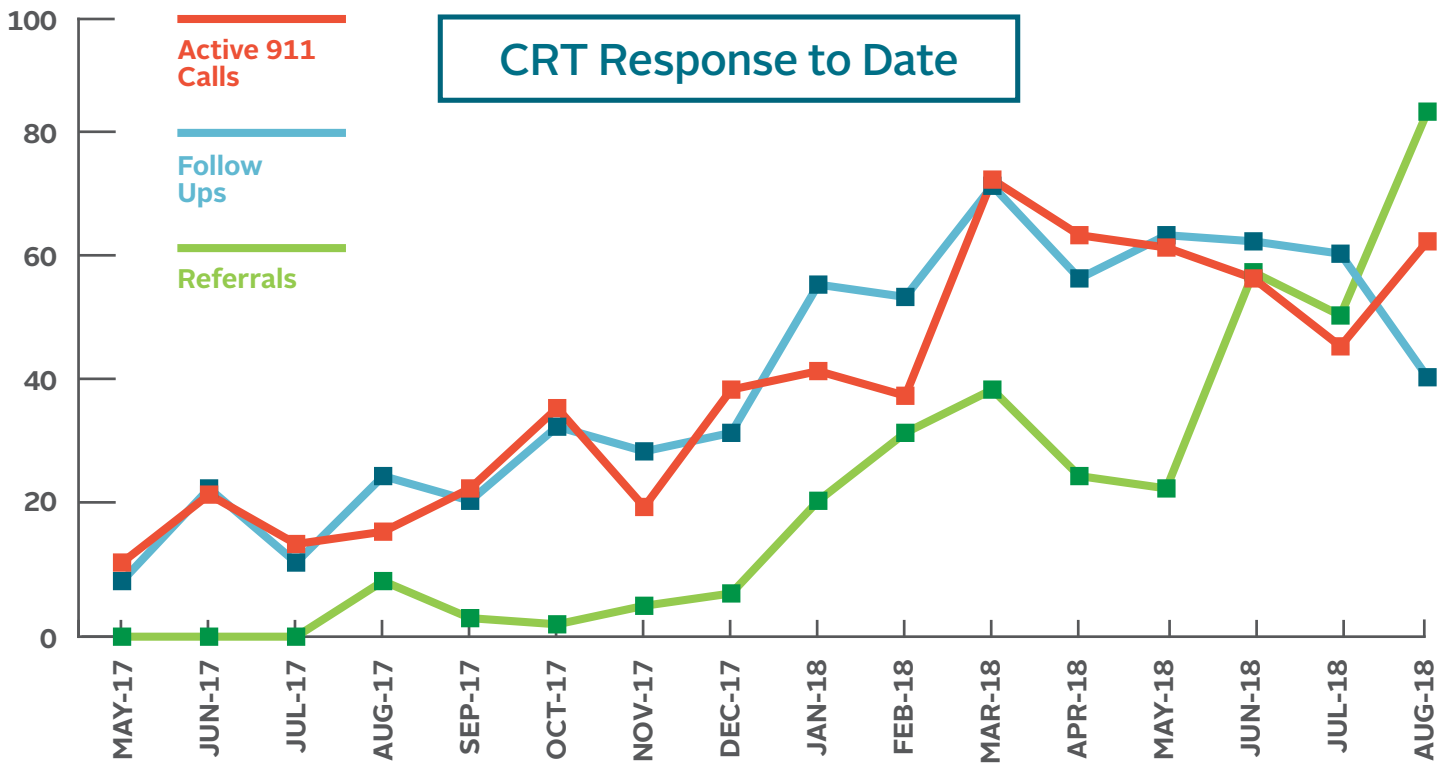
- **323** patrol units released
- **38** fire rescue personnel released
- **19** fire rescue vehicles released
- **48** mental health holds (M-1s) - 7% of all CRT encounters
 - o CRAHC: 15
 - o Denver Springs: 16
 - o Sky Ridge: 7
 - o Highlands BH: 4
 - o Littleton Hospital: 3
 - o Children's Hospital: 1
 - o AHN Walk-in Center: 1
 - o Medical: 1
 - o Other Treatment: 1
- EMS called for Point of Care (POC) testing: 39

ED Saves: 105

Jail Saves: 48

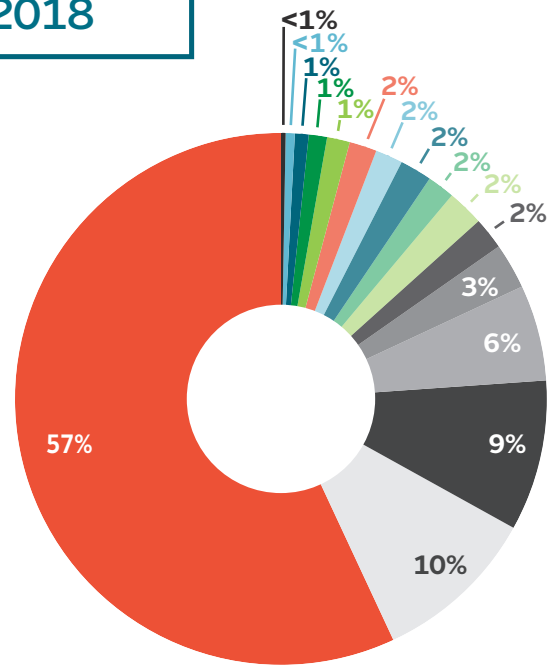
CRT To Date

246 ED Saves • 107 Jail Saves
1,686 Encounters • 831 Unique Individuals



Active 911 Call Disposition May - August 2018

Bridge House	Referred to DHS	Spoke to Family	Children's Hospital
Littleton Hospital	AHN WIC	Arrested (Not by CRT)	Highlands Behavioral Health
Phone Contact	Medical/Medical Assist	Other Treatment	Sky Ridge
Attempted Contact	Denver Springs	CRAHC	Treated in Place



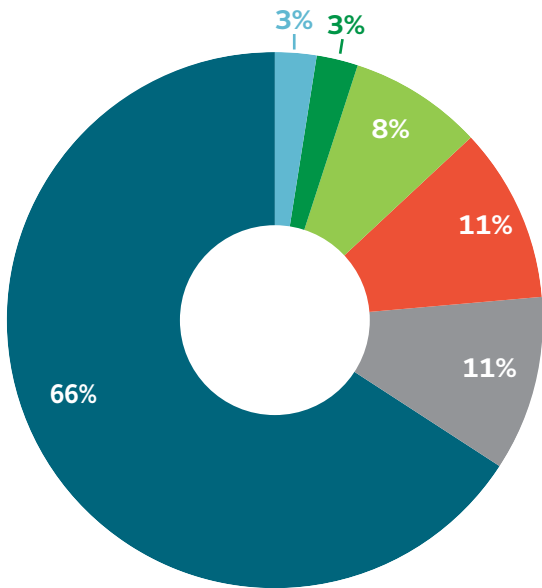
CRT's cumulative rate for direct placement in the first year of the program was 16%. Over the last four months the direct placement rate was 14%. The cumulative ED placement rate between May and August 2018 was 15% for all active 911 call encounters, including medical/medical assists. A disposition logged as "medical" or "medical assist" represents a contact where CRT arrived on scene after first responders and it became clear that a medical component was primary. Typically, in these situations EMS takes over and it becomes a medical call. The more common reason CRT indicates an ED disposition is due to insurance status, combative behavior, or injury.

PERCENT OF EMERGENCY DEPARTMENT AND MEDICAL DISPOSITIONS 2018*

January	February	March	April	May	June	July	August
9%	10%	4%	12%	20.6%	12%	10.6%	15%

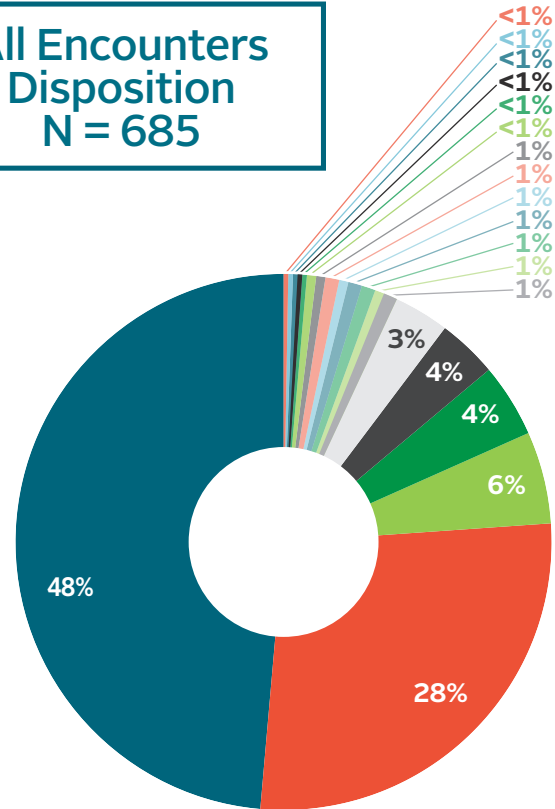
*Percentages are the proportion of ED and medical dispositions to active calls for each individual month

Placement Dispositions
All Encounters • N = 38



- Aurora Medical
- Bridge House
- Children's Hospital
- AHN WIC
- Highlands Behavioral Health
- Denver Springs

All Encounters
Disposition
N = 685



- Aurora Medical
- Bridge House
- Referred to APS
- Meeting/Staffing
- Children's Hospital
- Referred to DHS
- AHN WIC
- Highlands Behavioral Health
- Littleton Hospital
- Arrested (not by CRT)
- Medical/Medical Assist
- Other Treatment
- Sky Ridge
- CRAHC
- Denver Springs
- Phone Contact
- Spoke to Family
- Attempted Contact*
- Treated in Place

*Logs each separate encounter. This does not mean CRT was never able to reach an individual.