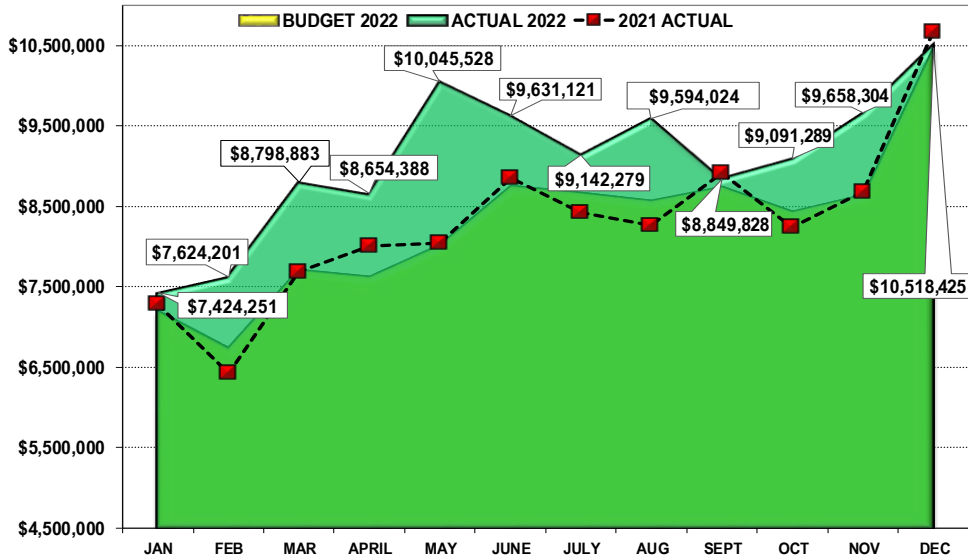


DOUGLAS COUNTY SALES AND USE TAX COLLECTION STATUS – DECEMBER 2022

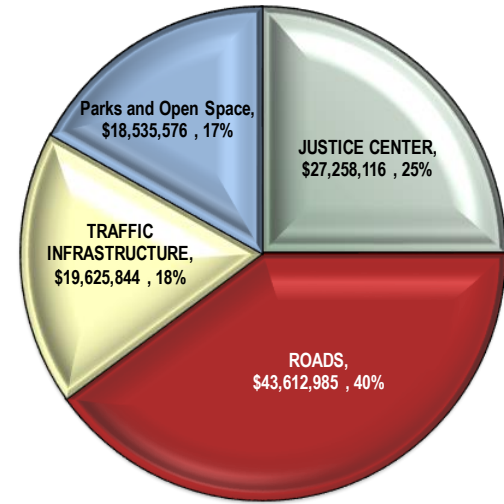
TOTAL SALES AND USE TAX DOLLARS COLLECTED - 2022 BUDGET vs 2022 ACTUAL



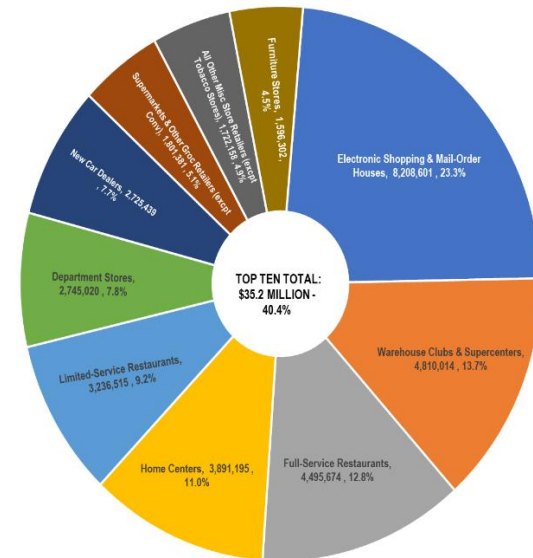
| Tax Type | 2022 Budget | 2022 Actual | 2021 Actual | '22 vs '21 YTD % | '22 vs '21 YTD \$ (+/-) |
|--------------|----------------------|-----------------------|----------------------|------------------|-------------------------|
| Sales Tax | \$ 78,750,000 | \$ 87,197,281 | \$ 77,256,543 | 12.9% * | \$ 9,940,738 |
| Auto Use | 12,189,500 | \$ 12,754,184 | 12,454,191 | 2.4% | \$ 299,993 |
| Building Use | 8,662,600 | \$ 9,081,056 | 9,766,244 | -7.0% | \$ (685,188) |
| TOTAL | \$ 99,602,100 | \$ 109,032,521 | \$ 99,476,978 | 9.6% | \$ 9,555,543 |

* Sales Tax increase is partially due to collections for prior periods, totaling \$2,303,331. True current Year-to-Date Sales Tax is \$84,893,950. '22 Budget vs '22 Actual is a 7.8% increase overall.

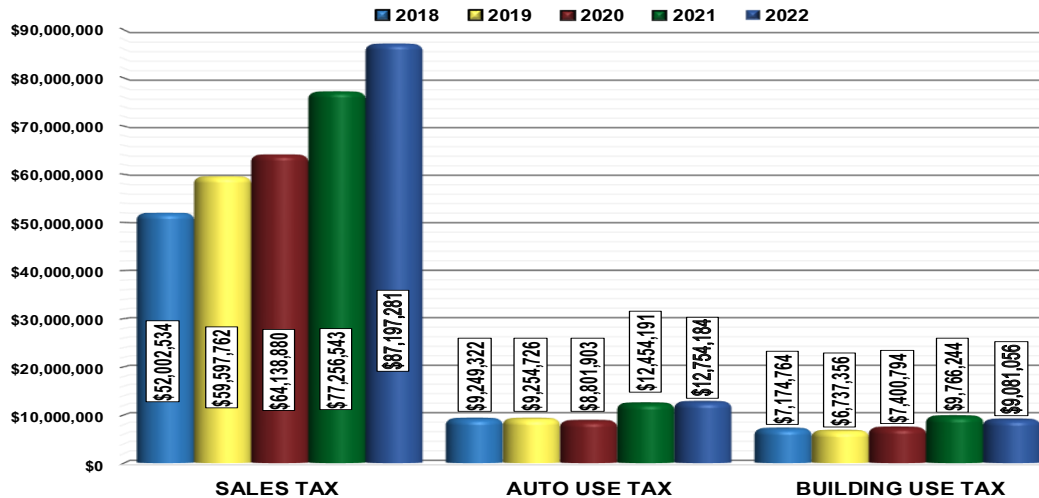
SALES AND USE TAX SUMMARY BY PURPOSE YEAR-TO-DATE
December 2022 - \$109,032,521



Top Ten North American Industry Code Cumulative % of Sales Tax Revenue Earned Through December 2022 - Total Sales Tax Collected \$87,197,281

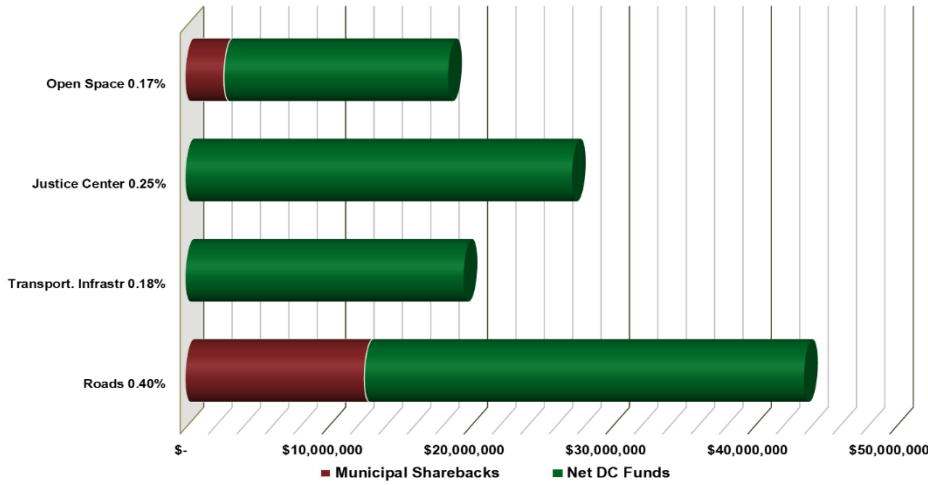


Sales & Use Tax Comparison 2018 through 2022

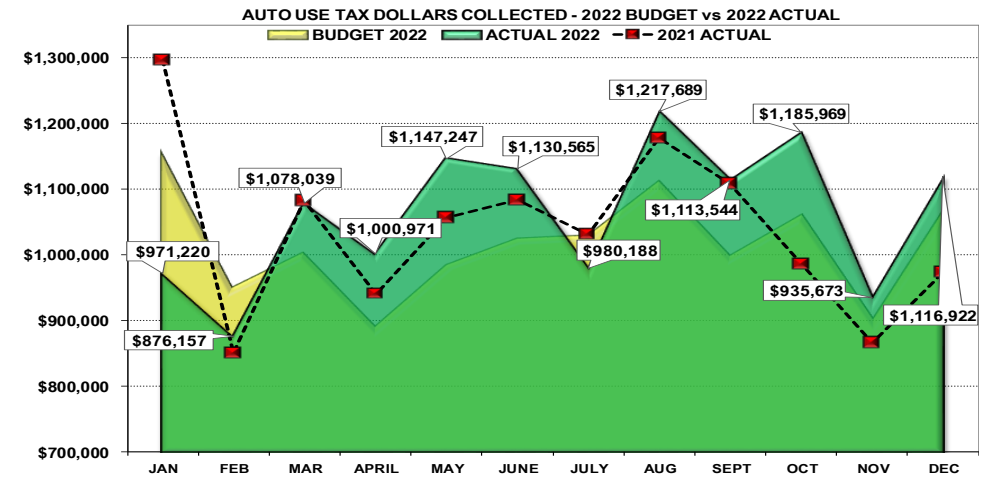
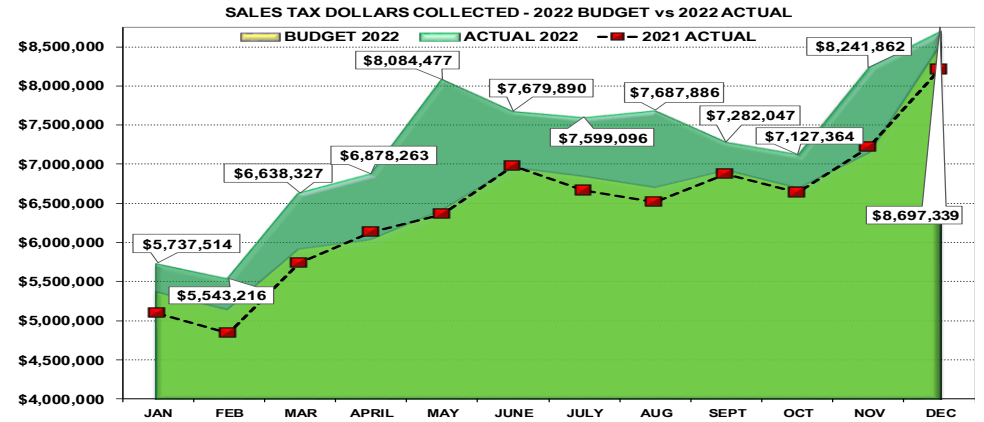


DOUGLAS COUNTY SALES AND USE TAX COLLECTION STATUS – DECEMBER 2022 (continued)

Sales & Use Tax Allocation by Fund through December 2022



| Through December 2022 | Total S&U Tax Collected | Municipal Sharebacks | Net DC Funds | % of Municipal Sharebacks |
|--------------------------|-------------------------|----------------------|----------------------|---------------------------|
| Roads 0.40% | \$ 43,612,985 | \$ 12,635,577 | \$ 30,977,408 | 29.0% |
| Transport. Infastr 0.18% | 19,625,844 | - | 19,625,844 | 0.0% |
| Justice Center 0.25% | 27,258,116 | - | 27,258,116 | 0.0% |
| Open Space 0.17% | 18,535,576 | 2,739,195 | 15,796,381 | 14.8% |
| YTD TOTAL | \$ 109,032,521 | \$ 15,374,772 | \$ 93,657,749 | |



Alignment to Board of County Commissioners
Core Priorities through December 2022 - \$109,032,521

