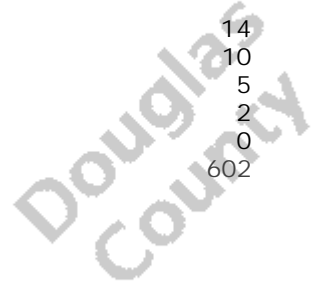


|   | Survey      |             |             |             |             |             |             |             |             |             |             |             |
|---|-------------|-------------|-------------|-------------|-------------|-------------|-------------|-------------|-------------|-------------|-------------|-------------|
|   | Jun<br>1995 | Feb<br>2000 | Apr<br>2006 | Apr<br>2008 | May<br>2010 | Oct<br>2011 | Mar<br>2012 | Apr<br>2014 | May<br>2015 | Jun<br>2017 | Apr<br>2019 | Apr<br>2021 |
| <b>Q1 Direction of things in Douglas County today</b> |             |             |             |             |             |             |             |             |             |             |             |             |
| Right direction                                       |             | 62          | 73          | 69          | 57          |             | 63          | 67          | 69          | 62          | 62          | 56          |
| Wrong track   |             | 20          | 15          | 15          | 25          |             | 24          | 20          | 22          | 22          | 31          | 38          |
| Unsure  |             | 18          | 12          | 16          | 17          |             | 13          | 12          | 9           | 16          | 7           | 6           |
| Refused   |             | 0           | 0           | 0           | 1           |             |             | 1           | 1           | 0           |             | 0           |
| Right dir - wrong track                               |             | 42          | 57          | 54          | 32          |             | 39          | 47          | 47          | 40          | 31          | 18          |
| Number of cases                                       |             | 436         | 601         | 528         | 602         |             | 605         | 601         | 606         | 856         | 1515        | 1881        |
| <b>Q2 Douglas County government</b>                   |             |             |             |             |             |             |             |             |             |             |             |             |
| Familiar  |             |             | 61          | 57          | 54          |             | 58          | 61          | 61          | 59          | 61          | 74          |
| Very familiar   |             |             | 10          | 8           | 9           |             | 7           | 12          | 8           | 8           | 11          | 18          |
| Somewhat familiar                                     |             |             | 51          | 49          | 45          |             | 51          | 50          | 53          | 51          | 49          | 56          |
| Not familiar  |             |             | 39          | 42          | 46          |             | 42          | 38          | 39          | 41          | 39          | 26          |
| Not very familiar                                     |             |             | 31          | 31          | 34          |             | 32          | 30          | 31          | 32          | 30          | 22          |
| Not at all familiar                                   |             |             | 8           | 11          | 11          |             | 10          | 9           | 7           | 9           | 9           | 5           |
| Unsure  |             |             | 0           | 1           | 0           |             | 0           | 0           | 0           |             |             |             |
| Refused   |             |             | 0           |             | 0           |             |             | 0           |             |             |             | 0           |
| Number of cases                                       |             |             | 601         | 528         | 602         |             | 605         | 601         | 606         | 855         | 1515        | 1881        |
| <b>Q3 Law enforcement by the sheriff's office</b>     |             |             |             |             |             |             |             |             |             |             |             |             |
| Satisfied   |             |             | 88          | 90          | 90          |             | 89          | 89          |             | 93          | 89          | 89          |
| Very  |             |             | 53          | 48          | 54          |             | 48          | 54          |             | 57          | 59          | 54          |
| Somewhat  |             |             | 35          | 42          | 36          |             | 40          | 36          |             | 36          | 29          | 35          |
| Not satisfied   |             |             | 7           | 6           | 6           |             | 7           | 7           |             | 6           | 9           | 9           |
| Not very  |             |             | 5           | 3           | 4           |             | 5           | 4           |             | 4           | 5           | 6           |
| Not at all  |             |             | 2           | 4           | 2           |             | 2           | 3           |             | 2           | 4           | 3           |
| Unsure  |             |             | 4           | 3           | 4           |             | 4           | 4           |             | 1           | 2           | 2           |
| Refused   |             |             | 0           | 0           | 0           |             |             |             |             |             | 0           |             |
| Number of cases                                       |             |             | 601         | 528         | 602         |             | 605         | 601         |             | 855         | 1515        | 1881        |

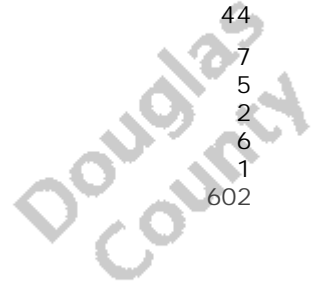
|  | Survey      |             |             |             |             |             |             |             |             |             |             |             |
|--|-------------|-------------|-------------|-------------|-------------|-------------|-------------|-------------|-------------|-------------|-------------|-------------|
|  | Jun<br>1995 | Feb<br>2000 | Apr<br>2006 | Apr<br>2008 | May<br>2010 | Oct<br>2011 | Mar<br>2012 | Apr<br>2014 | May<br>2015 | Jun<br>2017 | Apr<br>2019 | Apr<br>2021 |
| <b>Q4 Parks &amp; trails</b>                 |             |             |             |             |             |             |             |             |             |             |             |             |
| Satisfied                                    |             |             | 92          | 94          | 94          | 92          | 94          | 94          |             | 95          | 95          | 94          |
| Very Satisfied                               |             |             | 64          | 66          | 65          | 68          | 70          | 70          |             | 65          | 66          | 62          |
| Somewhat Satisfied                           |             |             | 28          | 28          | 29          | 24          | 24          | 24          |             | 30          | 28          | 32          |
| Not satisfied                                |             |             | 4           | 3           | 2           | 3           | 3           | 3           |             | 3           | 4           | 5           |
| Not very satisfied                           |             |             | 3           | 2           | 2           | 1           | 2           | 2           |             | 3           | 3           | 4           |
| Not at all satisfied                         |             |             | 0           | 1           | 0           | 2           | 0           | 1           |             | 0           | 1           | 1           |
| Unsure                                       |             |             | 4           | 3           | 3           | 5           | 3           | 3           |             | 2           | 2           | 1           |
| Refused                                      |             |             | 0           |             | 1           |             | 0           | 0           |             |             | 0           | 0           |
| Number of cases                              |             |             | 601         | 528         | 602         | 403         | 605         | 601         |             | 856         | 1515        | 1881        |
| <b>Q5 Road maintenance &amp; resurfacing</b> |             |             |             |             |             |             |             |             |             |             |             |             |
| Satisfied                                    |             |             | 79          | 69          | 80          | 78          | 77          | 80          |             | 77          | 71          | 70          |
| Very Satisfied                               |             |             | 21          | 23          | 24          | 28          | 23          | 25          |             | 23          | 22          | 19          |
| Somewhat Satisfied                           |             |             | 58          | 46          | 56          | 50          | 54          | 55          |             | 54          | 49          | 51          |
| Not satisfied                                |             |             | 19          | 30          | 19          | 10          | 21          | 19          |             | 23          | 29          | 29          |
| Not very satisfied                           |             |             | 13          | 21          | 16          | 6           | 18          | 15          |             | 17          | 22          | 23          |
| Not at all satisfied                         |             |             | 6           | 9           | 4           | 3           | 3           | 5           |             | 5           | 7           | 6           |
| Unsure                                       |             |             | 2           | 2           | 1           | 12          | 2           | 1           |             | 0           | 0           | 0           |
| Refused                                      |             |             | 0           |             |             | 0           |             |             |             |             |             |             |
| Number of cases                              |             |             | 601         | 528         | 602         | 403         | 605         | 601         |             | 856         | 1515        | 1881        |
| <b>Q6 Traffic management</b>                 |             |             |             |             |             |             |             |             |             |             |             |             |
| Satisfied                                    |             |             | 69          | 76          | 78          |             | 82          | 84          |             | 66          | 63          | 71          |
| Very Satisfied                               |             |             | 20          | 26          | 27          |             | 28          | 29          |             | 20          | 19          | 20          |
| Somewhat Satisfied                           |             |             | 49          | 50          | 51          |             | 54          | 55          |             | 45          | 44          | 51          |
| Not satisfied                                |             |             | 29          | 22          | 20          |             | 16          | 14          |             | 34          | 36          | 27          |
| Not very satisfied                           |             |             | 18          | 13          | 16          |             | 12          | 11          |             | 24          | 24          | 19          |
| Not at all satisfied                         |             |             | 11          | 9           | 4           |             | 4           | 3           |             | 10          | 12          | 9           |
| Unsure                                       |             |             | 2           | 2           | 2           |             | 2           | 1           |             | 1           | 1           | 1           |
| Refused                                      |             |             |             |             |             |             |             |             |             |             | 0           |             |
| Number of cases                              |             |             | 601         | 528         | 602         |             | 605         | 601         |             | 855         | 1515        | 1881        |

|                                      | Survey      |             |             |             |             |             |             |             |             |             |             |             |
|--------------------------------------|-------------|-------------|-------------|-------------|-------------|-------------|-------------|-------------|-------------|-------------|-------------|-------------|
|                                      | Jun<br>1995 | Feb<br>2000 | Apr<br>2006 | Apr<br>2008 | May<br>2010 | Oct<br>2011 | Mar<br>2012 | Apr<br>2014 | May<br>2015 | Jun<br>2017 | Apr<br>2019 | Apr<br>2021 |
| <b>Q7 Motor vehicle registration</b> |             |             |             |             |             |             |             |             |             |             |             |             |
| Satisfied                            |             |             | 89          | 84          | 91          |             | 91          | 86          |             | 90          | 90          | 83          |
| Very                                 |             |             | 52          | 45          | 53          |             | 50          | 45          |             | 44          | 51          | 40          |
| Somewhat                             |             |             | 36          | 40          | 38          |             | 41          | 42          |             | 46          | 39          | 43          |
| Not satisfied                        |             |             | 9           | 13          | 7           |             | 7           | 11          |             | 10          | 9           | 16          |
| Not very                             |             |             | 7           | 7           | 4           |             | 5           | 7           |             | 7           | 7           | 11          |
| Not at all                           |             |             | 2           | 5           | 3           |             | 3           | 3           |             | 3           | 2           | 5           |
| Unsure                               |             |             | 2           | 3           | 2           |             | 1           | 3           |             | 0           | 1           | 1           |
| Refused                              |             |             |             | 0           | 0           |             | 0           |             |             |             | 0           |             |
| Number of cases                      |             |             | 601         | 528         | 602         |             | 605         | 601         |             | 856         | 1515        | 1881        |
| <b>Q8 Snow plowing</b>               |             |             |             |             |             |             |             |             |             |             |             |             |
| Satisfied                            |             |             | 78          | 82          | 85          | 87          | 81          | 87          |             | 83          | 82          | 81          |
| Very                                 |             |             | 39          | 40          | 41          | 42          | 40          | 49          |             | 42          | 42          | 40          |
| Somewhat                             |             |             | 39          | 43          | 44          | 44          | 42          | 38          |             | 42          | 40          | 42          |
| Not satisfied                        |             |             | 20          | 16          | 14          | 9           | 17          | 12          |             | 16          | 18          | 18          |
| Not very                             |             |             | 13          | 11          | 9           | 6           | 11          | 8           |             | 12          | 12          | 13          |
| Not at all                           |             |             | 7           | 5           | 5           | 3           | 6           | 4           |             | 4           | 6           | 5           |
| Unsure                               |             |             | 2           | 1           | 1           | 4           | 1           | 1           |             | 1           | 0           | 1           |
| Refused                              |             |             | 0           | 0           | 0           | 0           |             | 0           |             | 0           | 0           |             |
| Number of cases                      |             |             | 601         | 528         | 602         | 403         | 605         | 601         |             | 856         | 1515        | 1881        |
| <b>Q9 Management of elections</b>    |             |             |             |             |             |             |             |             |             |             |             |             |
| Satisfied                            |             |             |             |             |             |             |             |             |             | 88          | 84          | 87          |
| Very                                 |             |             |             |             |             |             |             |             |             | 42          | 42          | 45          |
| Somewhat                             |             |             |             |             |             |             |             |             |             | 46          | 42          | 42          |
| Not satisfied                        |             |             |             |             |             |             |             |             |             | 8           | 11          | 10          |
| Not very                             |             |             |             |             |             |             |             |             |             | 7           | 8           | 6           |
| Not at all                           |             |             |             |             |             |             |             |             |             | 1           | 3           | 3           |
| Unsure                               |             |             |             |             |             |             |             |             |             | 4           | 5           | 4           |
| Refused                              |             |             |             |             |             |             |             |             |             | 0           | 0           | 0           |
| Number of cases                      |             |             |             |             |             |             |             |             |             | 856         | 1515        | 1881        |

|  | Survey      |             |             |             |             |             |             |             |             |             |             |             |
|--|-------------|-------------|-------------|-------------|-------------|-------------|-------------|-------------|-------------|-------------|-------------|-------------|
|  | Jun<br>1995 | Feb<br>2000 | Apr<br>2006 | Apr<br>2008 | May<br>2010 | Oct<br>2011 | Mar<br>2012 | Apr<br>2014 | May<br>2015 | Jun<br>2017 | Apr<br>2019 | Apr<br>2021 |
| <b>Q12 Safe, affordable, &amp; accessible transportation system for residents &amp; visitors</b>                     |             |             |             |             |             |             |             |             |             |             |             |             |
| Spend more money   |             |             |             |             | 34          |             | 38          | 38          |             | 46          | 47          | 46          |
| Much more  |             |             |             |             | 11          |             | 14          | 14          |             | 15          | 18          | 18          |
| Somewhat more  |             |             |             |             | 23          |             | 24          | 24          |             | 30          | 29          | 28          |
| Spend same amount of money   |             |             |             |             | 50          |             | 44          | 42          |             | 40          | 40          | 37          |
| Spend less money   |             |             |             |             | 14          |             | 14          | 18          |             | 13          | 13          | 15          |
| Somewhat less  |             |             |             |             | 10          |             | 10          | 10          |             | 8           | 8           | 9           |
| Much less  |             |             |             |             | 5           |             | 5           | 8           |             | 5           | 6           | 6           |
| Unsure   |             |             |             |             | 2           |             | 3           | 2           |             | 1           | 0           | 1           |
| Refused  |             |             |             |             | 0           |             | 0           | 0           |             |             | 0           | 0           |
| Number of cases  |             |             |             |             | 602         |             | 605         | 601         |             | 856         | 1515        | 1881        |
| <b>Q13 Maintaining the quality of the county's historic &amp; natural resources: water, air, land &amp; wildlife</b> |             |             |             |             |             |             |             |             |             |             |             |             |
| Spend more money   |             |             |             |             | 45          |             | 46          | 42          |             | 51          | 53          | 67          |
| Much more  |             |             |             |             | 18          |             | 17          | 15          |             | 19          | 24          | 27          |
| Somewhat more  |             |             |             |             | 28          |             | 29          | 27          |             | 32          | 29          | 39          |
| Spend same amount of money   |             |             |             |             | 48          |             | 45          | 50          |             | 44          | 42          | 29          |
| Spend less money   |             |             |             |             | 5           |             | 6           | 6           |             | 4           | 5           | 3           |
| Somewhat less  |             |             |             |             | 4           |             | 4           | 4           |             | 3           | 4           | 2           |
| Much less  |             |             |             |             | 1           |             | 2           | 3           |             | 1           | 1           | 1           |
| Unsure   |             |             |             |             | 2           |             | 3           | 2           |             | 1           | 1           | 1           |
| Refused  |             |             |             |             | 0           |             | 0           | 0           |             |             | 0           |             |
| Number of cases  |             |             |             |             | 602         |             | 605         | 601         |             | 856         | 1515        | 1881        |



|   | Survey      |             |             |             |             |             |             |             |             |             |             |             |
|---|-------------|-------------|-------------|-------------|-------------|-------------|-------------|-------------|-------------|-------------|-------------|-------------|
|   | Jun<br>1995 | Feb<br>2000 | Apr<br>2006 | Apr<br>2008 | May<br>2010 | Oct<br>2011 | Mar<br>2012 | Apr<br>2014 | May<br>2015 | Jun<br>2017 | Apr<br>2019 | Apr<br>2021 |
| <b>Q14 Ensuring economic conditions that enable citizens, taxpayers &amp; businesses the opportunity to prosper</b> |             |             |             |             |             |             |             |             |             |             |             |             |
| Spend more money  |             |             |             |             | 43          |             | 44          | 37          |             | 37          | 40          | 48          |
| Much more   |             |             |             |             | 10          |             | 14          | 10          |             | 10          | 14          | 18          |
| Somewhat more   |             |             |             |             | 32          |             | 30          | 27          |             | 27          | 26          | 31          |
| Spend same amount of money  |             |             |             |             | 44          |             | 42          | 47          |             | 53          | 49          | 41          |
| Spend less money  |             |             |             |             | 7           |             | 9           | 9           |             | 8           | 9           | 9           |
| Somewhat less   |             |             |             |             | 5           |             | 5           | 5           |             | 6           | 6           | 5           |
| Much less   |             |             |             |             | 2           |             | 3           | 4           |             | 2           | 3           | 4           |
| Unsure  |             |             |             |             | 6           |             | 5           | 6           |             | 1           | 1           | 2           |
| Refused   |             |             |             |             | 1           |             | 0           | 0           |             | 0           | 0           | 0           |
| Number of cases   |             |             |             |             | 602         |             | 605         | 601         |             | 856         | 1515        | 1881        |
| <b>Q15 Ensuring conditions that provide public safety &amp; security</b>  |             |             |             |             |             |             |             |             |             |             |             |             |
| Spend more money  |             |             |             |             | 30          |             | 33          | 28          |             | 46          | 50          | 54          |
| Much more   |             |             |             |             | 7           |             | 7           | 7           |             | 12          | 14          | 16          |
| Somewhat more   |             |             |             |             | 22          |             | 25          | 21          |             | 33          | 35          | 38          |
| Spend same amount of money  |             |             |             |             | 60          |             | 60          | 60          |             | 51          | 46          | 37          |
| Spend less money  |             |             |             |             | 6           |             | 5           | 8           |             | 3           | 4           | 7           |
| Somewhat less   |             |             |             |             | 5           |             | 2           | 6           |             | 2           | 3           | 5           |
| Much less   |             |             |             |             | 1           |             | 3           | 2           |             | 1           | 1           | 2           |
| Unsure  |             |             |             |             | 3           |             | 2           | 4           |             | 1           | 0           | 2           |
| Refused   |             |             |             |             | 0           |             | 0           | 0           |             | 0           | 0           | 0           |
| Number of cases   |             |             |             |             | 602         |             | 605         | 601         |             | 856         | 1515        | 1881        |



|  | Survey      |             |             |             |             |             |             |             |             |             |             |             |
|--|-------------|-------------|-------------|-------------|-------------|-------------|-------------|-------------|-------------|-------------|-------------|-------------|
|  | Jun<br>1995 | Feb<br>2000 | Apr<br>2006 | Apr<br>2008 | May<br>2010 | Oct<br>2011 | Mar<br>2012 | Apr<br>2014 | May<br>2015 | Jun<br>2017 | Apr<br>2019 | Apr<br>2021 |
| <b>Q16 Programs that provide health &amp; human services that allow vulnerable individuals to be self-sufficient</b> |             |             |             |             |             |             |             |             |             |             |             |             |
| Spend more money   |             |             |             |             | 32          |             | 35          | 34          |             | 42          | 47          | 57          |
| Much more  |             |             |             |             | 10          |             | 8           | 11          |             | 12          | 17          | 23          |
| Somewhat more  |             |             |             |             | 21          |             | 27          | 23          |             | 30          | 31          | 34          |
| Spend same amount of money   |             |             |             |             | 48          |             | 49          | 50          |             | 48          | 40          | 35          |
| Spend less money   |             |             |             |             | 12          |             | 9           | 11          |             | 8           | 11          | 6           |
| Somewhat less  |             |             |             |             | 9           |             | 6           | 7           |             | 5           | 7           | 4           |
| Much less  |             |             |             |             | 3           |             | 3           | 4           |             | 3           | 4           | 2           |
| Unsure   |             |             |             |             | 8           |             | 7           | 6           |             | 1           | 1           | 2           |
| Refused  |             |             |             |             | 1           |             | 0           | 0           |             |             | 0           |             |
| Number of cases  |             |             |             |             | 602         |             | 605         | 601         |             | 856         | 1515        | 1881        |
| <b>Q17 Good place to raise a family</b>  |             |             |             |             |             |             |             |             |             |             |             |             |
| Accurate   |             |             | 97          | 94          | 98          |             | 98          | 98          |             | 98          | 96          | 95          |
| Very   |             |             | 78          | 74          | 78          |             | 80          | 82          |             | 71          | 69          | 64          |
| Somewhat   |             |             | 19          | 21          | 20          |             | 18          | 16          |             | 27          | 27          | 31          |
| Not very accurate  |             |             | 1           | 3           | 1           |             | 1           | 1           |             | 2           | 3           | 3           |
| Not at all accurate  |             |             | 0           | 0           |             |             | 0           | 1           |             | 1           | 1           | 2           |
| Unsure   |             |             | 2           | 2           | 1           |             | 0           | 0           |             |             | 0           | 0           |
| Refused  |             |             |             |             |             |             |             |             |             |             | 0           |             |
| Number of cases  |             |             | 601         | 528         | 602         |             | 605         | 601         |             | 856         | 1515        | 1881        |
| <b>Q18 Is a good place to start a business</b>   |             |             |             |             |             |             |             |             |             |             |             |             |
| Accurate   |             |             | 73          | 67          | 72          |             | 74          | 76          |             | 80          | 77          | 78          |
| Very   |             |             | 35          | 27          | 29          |             | 28          | 28          |             | 26          | 24          | 28          |
| Somewhat   |             |             | 37          | 40          | 44          |             | 46          | 48          |             | 54          | 53          | 50          |
| Not very accurate  |             |             | 7           | 9           | 15          |             | 12          | 8           |             | 13          | 14          | 16          |
| Not at all accurate  |             |             | 3           | 6           | 3           |             | 3           | 5           |             | 3           | 4           | 4           |
| Unsure   |             |             | 18          | 17          | 8           |             | 11          | 11          |             | 4           | 4           | 2           |
| Refused  |             |             |             | 1           | 2           |             | 0           | 0           |             | 0           | 0           |             |
| Number of cases  |             |             | 601         | 528         | 602         |             | 605         | 601         |             | 856         | 1515        | 1881        |

|   | Survey      |             |             |             |             |             |             |             |             |             |             |             |
|---|-------------|-------------|-------------|-------------|-------------|-------------|-------------|-------------|-------------|-------------|-------------|-------------|
|   | Jun<br>1995 | Feb<br>2000 | Apr<br>2006 | Apr<br>2008 | May<br>2010 | Oct<br>2011 | Mar<br>2012 | Apr<br>2014 | May<br>2015 | Jun<br>2017 | Apr<br>2019 | Apr<br>2021 |
| <b>Q19 Safeguards its local environment</b>   |             |             |             |             |             |             |             |             |             |             |             |             |
| Accurate  |             |             |             | 87          | 93          |             | 93          | 89          |             | 88          | 84          | 82          |
| Very  |             |             |             | 35          | 47          |             | 39          | 41          |             | 36          | 33          | 31          |
| Somewhat  |             |             |             | 51          | 46          |             | 53          | 48          |             | 52          | 51          | 52          |
| Not very accurate   |             |             |             | 6           | 4           |             | 4           | 6           |             | 9           | 11          | 13          |
| Not at all accurate   |             |             |             | 3           | 1           |             | 1           | 2           |             | 3           | 4           | 4           |
| Unsure  |             |             |             | 5           | 2           |             | 3           | 3           |             | 1           | 1           | 1           |
| Refused   |             |             |             |             |             |             |             | 0           |             |             | 0           |             |
| Number of cases   |             |             |             | 528         | 602         |             | 605         | 601         |             | 856         | 1515        | 1881        |
| <b>Q20 Is a good place to retire</b>  |             |             |             |             |             |             |             |             |             |             |             |             |
| Accurate  |             |             | 71          | 69          | 83          |             | 80          | 81          |             | 76          | 73          | 71          |
| Very  |             |             | 33          | 33          | 48          |             | 42          | 40          |             | 33          | 33          | 30          |
| Somewhat  |             |             | 37          | 37          | 35          |             | 37          | 41          |             | 42          | 40          | 40          |
| Not very accurate   |             |             | 16          | 13          | 11          |             | 12          | 11          |             | 18          | 19          | 19          |
| Not at all accurate   |             |             | 5           | 10          | 4           |             | 3           | 4           |             | 6           | 7           | 8           |
| Unsure  |             |             | 8           | 7           | 2           |             | 5           | 3           |             | 1           | 1           | 1           |
| Refused   |             |             |             |             | 0           |             |             | 0           |             |             | 0           |             |
| Number of cases   |             |             | 601         | 528         | 602         |             | 605         | 601         |             | 856         | 1515        | 1881        |
| <b>Q21 Has property values that are stronger than in most other counties in the Denver metro area</b> |             |             |             |             |             |             |             |             |             |             |             |             |
| Accurate  |             |             |             |             | 87          |             | 84          | 92          |             | 92          | 92          | 92          |
| Very  |             |             |             |             | 43          |             | 44          | 54          |             | 56          | 51          | 49          |
| Somewhat  |             |             |             |             | 44          |             | 40          | 37          |             | 35          | 41          | 43          |
| Not very accurate   |             |             |             |             | 6           |             | 6           | 3           |             | 6           | 6           | 6           |
| Not at all accurate   |             |             |             |             | 1           |             | 3           | 1           |             | 1           | 1           | 1           |
| Unsure  |             |             |             |             | 5           |             | 7           | 4           |             | 1           | 1           | 2           |
| Refused   |             |             |             |             | 0           |             | 0           |             |             |             | 0           |             |
| Number of cases   |             |             |             |             | 602         |             | 605         | 601         |             | 856         | 1515        | 1881        |

|   | Survey      |             |             |             |             |             |             |             |             |             |             |             |
|---|-------------|-------------|-------------|-------------|-------------|-------------|-------------|-------------|-------------|-------------|-------------|-------------|
|   | Jun<br>1995 | Feb<br>2000 | Apr<br>2006 | Apr<br>2008 | May<br>2010 | Oct<br>2011 | Mar<br>2012 | Apr<br>2014 | May<br>2015 | Jun<br>2017 | Apr<br>2019 | Apr<br>2021 |
| <b>Q22 Has a transportation system that is effective &amp; adequate</b> |             |             |             |             |             |             |             |             |             |             |             |             |
| Accurate  |             |             |             |             | 68          |             | 64          | 59          |             | 54          | 53          | 53          |
| Very  |             |             |             |             | 16          |             | 19          | 16          |             | 14          | 11          | 13          |
| Somewhat  |             |             |             |             | 52          |             | 46          | 42          |             | 40          | 42          | 40          |
| Not very accurate   |             |             |             |             | 20          |             | 18          | 22          |             | 31          | 29          | 28          |
| Not at all accurate   |             |             |             |             | 9           |             | 13          | 15          |             | 14          | 15          | 17          |
| Unsure  |             |             |             |             | 3           |             | 4           | 4           |             | 2           | 2           | 2           |
| Refused   |             |             |             |             | 0           |             |             | 0           |             |             | 0           | 0           |
| Number of cases   |             |             |             |             | 602         |             | 605         | 601         |             | 856         | 1515        | 1881        |
| <b>Q23 Is a safe place to live &amp; work</b>                           |             |             |             |             |             |             |             |             |             |             |             |             |
| Accurate  |             |             | 98          | 99          | 99          |             | 99          | 99          |             | 98          | 98          | 97          |
| Very  |             |             | 73          | 73          | 77          |             | 80          | 80          |             | 70          | 69          | 64          |
| Somewhat  |             |             | 25          | 26          | 22          |             | 19          | 19          |             | 28          | 29          | 33          |
| Not very accurate   |             |             | 1           | 1           | 1           |             | 0           | 1           |             | 1           | 2           | 2           |
| Not at all accurate   |             |             | 0           |             |             |             | 0           | 0           |             | 1           | 0           | 1           |
| Unsure  |             |             | 0           | 0           | 0           |             | 0           | 0           |             |             |             | 1           |
| Refused   |             |             |             |             |             |             | 0           |             |             |             | 0           |             |
| Number of cases   |             |             | 601         | 528         | 602         |             | 605         | 601         |             | 856         | 1515        | 1881        |
| <b>Q24 Is a friendly place</b>  |             |             |             |             |             |             |             |             |             |             |             |             |
| Accurate  |             |             | 94          | 95          | 95          |             | 97          | 96          |             | 93          | 93          | 88          |
| Very  |             |             | 59          | 58          | 63          |             | 69          | 68          |             | 56          | 51          | 44          |
| Somewhat  |             |             | 35          | 37          | 32          |             | 28          | 27          |             | 37          | 42          | 44          |
| Not very accurate   |             |             | 4           | 4           | 3           |             | 2           | 3           |             | 5           | 5           | 9           |
| Not at all accurate   |             |             | 1           | 1           | 1           |             | 0           | 1           |             | 2           | 2           | 3           |
| Unsure  |             |             | 0           |             | 0           |             | 0           | 0           |             | 0           | 0           | 0           |
| Refused   |             |             |             |             | 0           |             | 1           |             |             |             | 0           |             |
| Number of cases   |             |             | 601         | 528         | 602         |             | 605         | 601         |             | 856         | 1515        | 1881        |



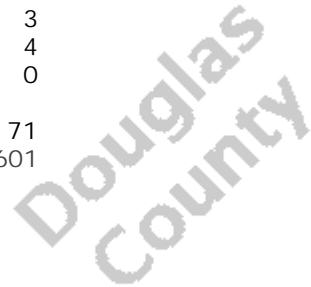
|   | Survey      |             |             |             |             |             |             |             |             |             |             |             |
|---|-------------|-------------|-------------|-------------|-------------|-------------|-------------|-------------|-------------|-------------|-------------|-------------|
|   | Jun<br>1995 | Feb<br>2000 | Apr<br>2006 | Apr<br>2008 | May<br>2010 | Oct<br>2011 | Mar<br>2012 | Apr<br>2014 | May<br>2015 | Jun<br>2017 | Apr<br>2019 | Apr<br>2021 |
| <b>Q25 Has good county government</b>                       |             |             |             |             |             |             |             |             |             |             |             |             |
| Accurate  |             |             |             |             |             |             |             | 85          |             | 88          | 83          | 74          |
| Very  |             |             |             |             |             |             |             | 27          |             | 28          | 24          | 24          |
| Somewhat  |             |             |             |             |             |             |             | 58          |             | 60          | 59          | 50          |
| Not very accurate   |             |             |             |             |             |             |             | 7           |             | 8           | 10          | 14          |
| Not at all accurate   |             |             |             |             |             |             |             | 3           |             | 1           | 5           | 9           |
| Unsure  |             |             |             |             |             |             |             | 5           |             | 2           | 2           | 3           |
| Refused   |             |             |             |             |             |             |             |             |             |             | 0           |             |
| Number of cases   |             |             |             |             |             |             |             | 601         |             | 856         | 1515        | 1881        |
| <b>Q26 Financial expectations for this time next year</b>   |             |             |             |             |             |             |             |             |             |             |             |             |
| Better off  |             |             | 66          | 57          | 66          |             | 60          | 67          |             | 49          | 45          | 36          |
| About the same  |             |             | 15          | 17          | 15          |             | 19          | 17          |             | 41          | 42          | 46          |
| Worse off   |             |             | 13          | 19          | 14          |             | 16          | 14          |             | 10          | 11          | 15          |
| Unsure  |             |             | 5           | 7           | 4           |             | 5           | 2           |             | 0           | 1           | 3           |
| Refused   |             |             | 1           |             | 0           |             | 0           | 0           |             | 0           | 0           |             |
| Number of cases   |             |             | 601         | 528         | 602         |             | 605         | 601         |             | 856         | 1515        | 1881        |
| <b>Q27 Economic conditions in Douglas County as a whole</b> |             |             |             |             |             |             |             |             |             |             |             |             |
| Getting better  |             |             |             |             | 20          |             | 30          | 40          |             | 36          | 27          | 26          |
| Getting worse   |             |             |             |             | 16          |             | 12          | 7           |             | 11          | 18          | 22          |
| Staying the same  |             |             |             |             | 59          |             | 52          | 51          |             | 52          | 54          | 43          |
| Unsure  |             |             |             |             | 4           |             | 5           | 2           |             | 2           | 1           | 8           |
| Refused   |             |             |             |             |             |             | 0           |             |             |             | 0           | 0           |
| Number of cases   |             |             |             |             | 602         |             | 605         | 601         |             | 856         | 1515        | 1881        |

|  | Survey      |             |             |             |             |             |             |             |             |             |             |             |
|--|-------------|-------------|-------------|-------------|-------------|-------------|-------------|-------------|-------------|-------------|-------------|-------------|
|  | Jun<br>1995 | Feb<br>2000 | Apr<br>2006 | Apr<br>2008 | May<br>2010 | Oct<br>2011 | Mar<br>2012 | Apr<br>2014 | May<br>2015 | Jun<br>2017 | Apr<br>2019 | Apr<br>2021 |
| <b>Q28 Douglas County government listens to the people's voice</b>                   |             |             |             |             |             |             |             |             |             |             |             |             |
| Agree  |             |             |             |             | 64          |             | 61          | 66          |             | 67          | 61          | 54          |
| Strongly   |             |             |             |             | 11          |             | 10          | 11          |             | 10          | 11          | 8           |
| Somewhat   |             |             |             |             | 53          |             | 52          | 55          |             | 57          | 50          | 46          |
| Disagree   |             |             |             |             | 22          |             | 26          | 26          |             | 30          | 37          | 44          |
| Somewhat   |             |             |             |             | 17          |             | 19          | 17          |             | 22          | 24          | 27          |
| Strongly   |             |             |             |             | 5           |             | 7           | 10          |             | 7           | 13          | 17          |
| Unsure   |             |             |             |             | 12          |             | 12          | 7           |             | 3           | 3           | 2           |
| Refused  |             |             |             |             | 2           |             | 0           | 0           |             |             | 0           |             |
| Agree - Disagree   |             |             |             |             | 42          |             | 35          | 40          |             | 37          | 24          | 11          |
| Number of cases  |             |             |             |             | 602         |             | 605         | 601         |             | 856         | 1515        | 1881        |
| <b>Q29 My local taxes have been rising faster than my ability to pay them lately</b> |             |             |             |             |             |             |             |             |             |             |             |             |
| Agree  |             |             | 54          | 49          | 56          |             | 43          |             |             | 56          | 56          | 53          |
| Strongly   |             |             | 23          | 19          | 22          |             | 16          |             |             | 15          | 22          | 17          |
| Somewhat   |             |             | 31          | 30          | 34          |             | 27          |             |             | 40          | 34          | 36          |
| Disagree   |             |             | 42          | 46          | 41          |             | 55          |             |             | 44          | 43          | 44          |
| Somewhat   |             |             | 30          | 35          | 30          |             | 38          |             |             | 33          | 32          | 31          |
| Strongly   |             |             | 12          | 12          | 10          |             | 17          |             |             | 11          | 11          | 14          |
| Unsure   |             |             | 4           | 4           | 3           |             | 2           |             |             | 1           | 1           | 3           |
| Refused  |             |             | 0           | 0           | 0           |             |             |             |             | 0           | 0           |             |
| Agree - Disagree   |             |             | 13          | 3           | 16          |             | -12         |             |             | 12          | 13          | 8           |
| Number of cases  |             |             | 601         | 528         | 602         |             | 605         |             |             | 856         | 1515        | 1881        |

|   | Survey      |             |             |             |             |             |             |             |             |             |             |             |
|---|-------------|-------------|-------------|-------------|-------------|-------------|-------------|-------------|-------------|-------------|-------------|-------------|
|   | Jun<br>1995 | Feb<br>2000 | Apr<br>2006 | Apr<br>2008 | May<br>2010 | Oct<br>2011 | Mar<br>2012 | Apr<br>2014 | May<br>2015 | Jun<br>2017 | Apr<br>2019 | Apr<br>2021 |
| <b>Q30 Douglas County's leaders have an effective long-term, comprehensive plan for the county's future</b> |             |             |             |             |             |             |             |             |             |             |             |             |
| Agree   |             | 48          | 54          | 51          | 60          |             | 56          | 63          |             | 59          | 57          | 52          |
| Strongly  |             | 12          | 7           | 11          | 10          |             | 6           | 11          |             | 12          | 10          | 7           |
| Somewhat  |             | 36          | 47          | 40          | 50          |             | 50          | 52          |             | 48          | 47          | 44          |
| Disagree  |             | 43          | 32          | 30          | 20          |             | 21          | 23          |             | 34          | 36          | 43          |
| Somewhat  |             | 26          | 20          | 18          | 17          |             | 15          | 16          |             | 26          | 26          | 28          |
| Strongly  |             | 17          | 12          | 11          | 4           |             | 6           | 6           |             | 8           | 11          | 16          |
| Unsure  |             | 8           | 15          | 19          | 19          |             | 22          | 14          |             | 7           | 7           | 5           |
| Refused   |             | 0           | 0           |             | 1           |             | 0           | 0           |             |             | 0           | 0           |
| Agree - Disagree  |             | 6           | 22          | 21          | 40          |             | 35          | 41          |             | 25          | 20          | 8           |
| Number of cases   |             | 436         | 601         | 528         | 602         |             | 605         | 601         |             | 856         | 1515        | 1881        |
| <b>Q32 Douglas County spends our tax dollars wisely</b>   |             |             |             |             |             |             |             |             |             |             |             |             |
| Agree   |             |             | 64          | 65          | 66          |             | 62          | 64          |             | 73          | 64          | 60          |
| Strongly  |             |             | 9           | 7           | 10          |             | 6           | 10          |             | 10          | 9           | 8           |
| Somewhat  |             |             | 55          | 58          | 56          |             | 56          | 54          |             | 62          | 54          | 51          |
| Disagree  |             |             | 29          | 25          | 28          |             | 30          | 30          |             | 26          | 33          | 37          |
| Somewhat  |             |             | 20          | 15          | 22          |             | 21          | 21          |             | 20          | 25          | 26          |
| Strongly  |             |             | 9           | 10          | 6           |             | 9           | 9           |             | 5           | 9           | 11          |
| Unsure  |             |             | 7           | 10          | 5           |             | 8           | 6           |             | 2           | 3           | 3           |
| Refused   |             |             | 0           |             | 1           |             |             | 0           |             |             | 0           |             |
| Agree - Disagree  |             |             | 35          | 40          | 38          |             | 32          | 33          |             | 47          | 30          | 22          |
| Number of cases   |             |             | 601         | 528         | 602         |             | 605         | 601         |             | 856         | 1515        | 1881        |

|  | Survey      |             |             |             |             |             |             |             |             |             |             |             |
|--|-------------|-------------|-------------|-------------|-------------|-------------|-------------|-------------|-------------|-------------|-------------|-------------|
|  | Jun<br>1995 | Feb<br>2000 | Apr<br>2006 | Apr<br>2008 | May<br>2010 | Oct<br>2011 | Mar<br>2012 | Apr<br>2014 | May<br>2015 | Jun<br>2017 | Apr<br>2019 | Apr<br>2021 |
| <b>Q33 County regulations protect our quality of life</b>  |             |             |             |             |             |             |             |             |             |             |             |             |
| Agree  |             |             | 77          | 81          | 88          |             | 81          | 80          |             | 80          | 76          | 73          |
| Strongly   |             |             | 17          | 24          | 23          |             | 20          | 20          |             | 19          | 20          | 15          |
| Somewhat   |             |             | 59          | 58          | 65          |             | 61          | 59          |             | 61          | 56          | 58          |
| Disagree   |             |             | 19          | 16          | 8           |             | 15          | 17          |             | 18          | 23          | 25          |
| Somewhat   |             |             | 14          | 11          | 6           |             | 12          | 12          |             | 15          | 16          | 19          |
| Strongly   |             |             | 5           | 4           | 2           |             | 3           | 5           |             | 3           | 7           | 6           |
| Unsure   |             |             | 5           | 3           | 2           |             | 3           | 4           |             | 2           | 1           | 2           |
| Refused  |             |             | 0           |             | 1           |             | 0           | 0           |             |             | 0           |             |
| Agree - Disagree   |             |             | 58          | 66          | 80          |             | 66          | 63          |             | 63          | 53          | 47          |
| Number of cases  |             |             | 601         | 528         | 602         |             | 605         | 601         |             | 856         | 1515        | 1881        |
| <b>Q35 Douglas County is more open &amp; transparent when it comes to the process &amp; procedures whereby policies &amp; budgets for the county are set</b> |             |             |             |             |             |             |             |             |             |             |             |             |
| Agree  |             |             |             |             | 56          |             | 52          | 58          |             | 66          | 60          | 56          |
| Strongly   |             |             |             |             | 11          |             | 6           | 10          |             | 10          | 11          | 10          |
| Somewhat   |             |             |             |             | 45          |             | 46          | 48          |             | 56          | 49          | 45          |
| Disagree   |             |             |             |             | 25          |             | 31          | 29          |             | 30          | 34          | 40          |
| Somewhat   |             |             |             |             | 21          |             | 22          | 20          |             | 23          | 26          | 31          |
| Strongly   |             |             |             |             | 4           |             | 9           | 10          |             | 6           | 8           | 9           |
| Unsure   |             |             |             |             | 17          |             | 17          | 13          |             | 5           | 5           | 4           |
| Refused  |             |             |             |             | 2           |             | 0           | 0           |             |             | 0           |             |
| Agree - Disagree   |             |             |             |             | 31          |             | 21          | 28          |             | 36          | 26          | 16          |
| Number of cases  |             |             |             |             | 602         |             | 605         | 601         |             | 856         | 1515        | 1881        |

|  | Survey   |          |          |          |          |          |          |          |          |          |          |          |
|--|----------|----------|----------|----------|----------|----------|----------|----------|----------|----------|----------|----------|
|  | Jun 1995 | Feb 2000 | Apr 2006 | Apr 2008 | May 2010 | Oct 2011 | Mar 2012 | Apr 2014 | May 2015 | Jun 2017 | Apr 2019 | Apr 2021 |
| <b>Q37 Douglas County has a historical legacy worth preserving &amp; protecting</b>                    |          |          |          |          |          |          |          |          |          |          |          |          |
| Agree  |          |          | 83       |          |          |          | 87       |          |          | 88       |          | 84       |
| Strongly   |          |          | 37       |          |          |          | 43       |          |          | 41       |          | 45       |
| Somewhat   |          |          | 47       |          |          |          | 45       |          |          | 48       |          | 39       |
| Disagree   |          |          | 12       |          |          |          | 9        |          |          | 11       |          | 15       |
| Somewhat   |          |          | 9        |          |          |          | 7        |          |          | 9        |          | 11       |
| Strongly   |          |          | 3        |          |          |          | 2        |          |          | 1        |          | 4        |
| Unsure   |          |          | 4        |          |          |          | 4        |          |          | 1        |          | 1        |
| Refused  |          |          | 0        |          |          |          |          |          |          |          |          |          |
| Agree - Disagree   |          |          | 71       |          |          |          | 79       |          |          | 78       |          | 69       |
| Number of cases  |          |          | 601      |          |          |          | 605      |          |          | 856      |          | 1881     |
| <b>Q45 Get most news &amp; information about what is happening with Douglas County government from</b> |          |          |          |          |          |          |          |          |          |          |          |          |
| Print  |          | 69       | 67       | 61       | 50       |          | 56       | 33       |          | 28       | 17       | 6        |
| Broadcast  |          | 16       | 7        | 6        | 13       |          | 9        | 23       |          | 20       | 20       | 20       |
| D.C. website   |          |          |          | 5        | 5        |          | 8        | 8        |          | 11       | 13       | 28       |
| Other internet, social media, emails   |          | 1        | 7        | 9        | 14       |          | 14       | 23       |          | 26       | 35       | 30       |
| Friends, family, neighbors   |          | 10       | 8        | 9        | 9        |          | 8        | 10       |          | 12       | 11       | 13       |
| Other  |          | 2        | 9        | 8        | 5        |          | 1        | 3        |          | 2        | 1        | 1        |
| None   |          |          | 1        | 1        | 2        |          | 2        | 1        |          | 0        | 3        | 0        |
| Unsure   |          | 1        | 1        | 1        | 2        |          | 2        | 1        |          |          | 0        | 1        |
| Refused  |          | 1        | 0        | 0        | 1        |          | 0        |          |          | 0        | 0        | 0        |
| Number of cases  |          | 436      | 601      | 528      | 602      |          | 605      | 601      |          | 856      | 1515     | 1881     |



|   | Survey      |             |             |             |             |             |             |             |             |             |             |             |
|---|-------------|-------------|-------------|-------------|-------------|-------------|-------------|-------------|-------------|-------------|-------------|-------------|
|   | Jun<br>1995 | Feb<br>2000 | Apr<br>2006 | Apr<br>2008 | May<br>2010 | Oct<br>2011 | Mar<br>2012 | Apr<br>2014 | May<br>2015 | Jun<br>2017 | Apr<br>2019 | Apr<br>2021 |
| <b>Q49 Satisfaction with Douglas County employees when you have come into contact with them</b> |             |             |             |             |             |             |             |             |             |             |             |             |
| Satisfied   |             |             |             |             | 85          | 84          | 84          | 82          |             | 78          | 80          | 74          |
| Mostly satisfied  |             |             |             |             | 47          | 48          | 55          | 45          |             | 47          | 52          | 44          |
| Somewhat satisfied  |             |             |             |             | 38          | 36          | 29          | 37          |             | 31          | 28          | 30          |
| Dissatisfied  |             |             |             |             | 8           | 7           | 7           | 8           |             | 8           | 8           | 10          |
| Somewhat dissatisfied   |             |             |             |             | 6           | 5           | 5           | 5           |             | 6           | 5           | 7           |
| Very dissatisfied   |             |             |             |             | 2           | 1           | 2           | 4           |             | 2           | 3           | 2           |
| Never have contact  |             |             |             |             | 6           | 8           | 6           | 9           |             | 13          | 11          | 16          |
| Unsure  |             |             |             |             | 1           | 2           | 2           | 1           |             |             | 1           | 0           |
| Refused   |             |             |             |             |             |             | 0           | 1           |             | 0           | 0           |             |
| Number of cases   |             |             |             |             | 602         | 403         | 605         | 601         |             | 856         | 1515        | 1881        |
| <b>Q50 Education</b>  |             |             |             |             |             |             |             |             |             |             |             |             |
| High school or less   | 15          |             | 11          | 9           | 10          | 13          | 8           | 9           | 8           | 6           | 6           | 11          |
| Some grade school   |             |             | 0           | 0           | 0           | 0           |             |             |             | 0           | 0           | 0           |
| Some high school  | 1           |             | 1           | 1           | 1           | 1           | 1           | 1           | 1           | 0           | 0           | 1           |
| Graduated high school   | 14          |             | 9           | 8           | 9           | 11          | 7           | 8           | 7           | 6           | 6           | 10          |
| Some college  | 17          |             | 25          | 20          | 21          | 18          | 25          | 21          | 24          | 21          | 20          | 30          |
| College graduate  | 66          |             | 61          | 70          | 68          | 68          | 66          | 69          | 68          | 73          | 74          | 58          |
| Graduated college   | 40          |             | 43          | 44          | 43          | 46          | 42          | 41          | 47          | 45          | 45          | 40          |
| Graduate, professional school   | 26          |             | 18          | 27          | 25          | 22          | 24          | 28          | 21          | 28          | 29          | 18          |
| Other   |             |             |             |             |             |             |             |             |             |             |             | 0           |
| Refused   | 2           |             | 3           | 1           | 0           | 2           | 2           | 2           | 0           | 0           | 0           |             |
| Number of cases   | 302         |             | 601         | 528         | 602         | 403         | 605         | 601         | 606         | 856         | 1515        | 1881        |

|                                  | Survey      |             |             |             |             |             |             |             |             |             |             |             |
|----------------------------------|-------------|-------------|-------------|-------------|-------------|-------------|-------------|-------------|-------------|-------------|-------------|-------------|
|                                  | Jun<br>1995 | Feb<br>2000 | Apr<br>2006 | Apr<br>2008 | May<br>2010 | Oct<br>2011 | Mar<br>2012 | Apr<br>2014 | May<br>2015 | Jun<br>2017 | Apr<br>2019 | Apr<br>2021 |
| <b>Q51 Employment status</b>     |             |             |             |             |             |             |             |             |             |             |             |             |
| Employed                         | 70          |             | 71          | 67          | 64          |             | 63          | 68          | 69          | 67          | 64          | 64          |
| Full-time                        | 63          |             | 61          | 56          | 52          |             | 51          | 58          | 59          | 57          | 54          | 58          |
| Part-time                        | 7           |             | 10          | 11          | 13          |             | 11          | 10          | 9           | 10          | 11          | 6           |
| Other                            | 28          |             | 25          | 32          | 35          |             | 36          | 31          | 31          | 33          | 35          | 36          |
| Unemployed, temporarily laid off | 3           |             | 2           | 4           | 7           |             | 6           | 4           | 4           | 3           | 3           | 4           |
| Retired                          | 11          |             | 13          | 16          | 15          |             | 20          | 17          | 19          | 19          | 23          | 19          |
| Homemaker                        | 11          |             | 9           | 10          | 10          |             | 9           | 7           | 7           | 6           | 6           | 8           |
| Student                          |             |             | 1           | 1           | 3           |             | 1           | 3           | 1           | 3           | 3           | 4           |
| Something else                   | 3           |             |             |             |             |             |             |             |             | 2           | 0           | 1           |
| Unsure                           | 0           |             | 0           |             | 0           |             | 0           |             |             |             | 0           | 0           |
| Refused                          | 1           |             | 4           | 1           | 0           |             | 1           | 1           | 1           | 0           | 1           | 0           |
| Number of cases                  | 302         |             | 601         | 528         | 602         |             | 605         | 601         | 606         | 856         | 1515        | 1881        |
| <b>Q52 Ethnicity</b>             |             |             |             |             |             |             |             |             |             |             |             |             |
| Minority                         |             |             | 8           | 9           | 8           |             | 6           | 11          | 8           | 11          | 9           | 13          |
| Asian, Pacific-Islander          |             |             | 2           | 1           | 2           |             | 2           | 3           | 2           | 3           | 2           | 2           |
| Black, African-American          |             |             | 1           | 3           | 1           |             | 0           | 1           | 1           | 1           | 1           | 1           |
| Hispanic                         |             |             | 4           | 4           | 3           |             | 4           | 4           | 4           | 4           | 3           | 5           |
| Native American                  |             |             | 1           | 0           | 1           |             | 0           | 0           | 0           | 0           | 0           | 1           |
| Arab or Middle Eastern           |             |             |             |             |             |             |             |             |             |             | 0           | 1           |
| Other                            |             |             | 0           |             | 0           |             |             |             |             | 1           |             | 0           |
| Multi-racial                     |             |             |             |             |             |             |             | 3           | 1           | 2           | 2           | 3           |
| White, Anglo                     |             |             | 89          | 88          | 91          |             | 92          | 89          | 92          | 87          | 90          | 86          |
| Refused                          |             |             | 3           | 3           | 2           |             | 2           | 0           | 0           | 2           | 1           | 1           |
| Number of cases                  |             |             | 601         | 528         | 602         |             | 605         | 601         | 606         | 856         | 1515        | 1881        |
| <b>Age</b>                       |             |             |             |             |             |             |             |             |             |             |             |             |
| Less than 40                     | 33          | 36          | 37          | 31          | 35          | 34          | 34          | 31          | 29          | 31          | 28          | 33          |
| 18 - 29                          | 2           | 5           | 10          | 7           | 14          | 14          | 14          | 12          | 13          | 14          | 13          | 17          |
| 30 - 39                          | 31          | 31          | 26          | 24          | 21          | 20          | 20          | 19          | 16          | 16          | 15          | 16          |
| 40 to 59                         | 52          | 51          | 47          | 48          | 47          | 47          | 47          | 49          | 46          | 39          | 43          | 40          |
| 40 - 49                          | 35          | 32          | 28          | 24          | 26          | 23          | 26          | 26          | 25          | 23          | 21          | 20          |
| 50 - 59                          | 17          | 19          | 19          | 24          | 21          | 24          | 21          | 23          | 21          | 16          | 22          | 20          |
| 60 or more                       | 15          | 13          | 16          | 21          | 18          | 19          | 19          | 20          | 25          | 30          | 29          | 27          |
| 60 - 69                          | 12          | 8           | 9           | 11          | 10          | 10          | 10          | 12          | 15          | 17          | 16          | 15          |
| 70 or more                       | 3           | 5           | 7           | 9           | 8           | 10          | 10          | 8           | 10          | 13          | 13          | 12          |
| Mean                             | 46          | 46          | 46          | 48          | 46          | 47          | 47          | 47          | 49          | 48          | 50          | 49          |
| Number of cases                  | 302         | 436         | 601         | 528         | 602         | 403         | 605         | 601         | 606         | 856         | 1515        | 1881        |

|   | Survey      |             |             |             |             |             |             |             |             |             |             |             |
|---|-------------|-------------|-------------|-------------|-------------|-------------|-------------|-------------|-------------|-------------|-------------|-------------|
|   | Jun<br>1995 | Feb<br>2000 | Apr<br>2006 | Apr<br>2008 | May<br>2010 | Oct<br>2011 | Mar<br>2012 | Apr<br>2014 | May<br>2015 | Jun<br>2017 | Apr<br>2019 | Apr<br>2021 |
| <b>Party affiliation by age</b>           |             |             |             |             |             |             |             |             |             |             |             |             |
| Republican                                | 59          | 54          | 52          | 51          | 47          | 47          | 47          | 49          | 48          | 47          | 43          | 39          |
| Less than 50                              | 37          | 37          | 32          | 26          | 27          | 27          | 26          | 25          | 22          | 23          | 19          | 17          |
| 50 or more                                | 22          | 18          | 20          | 25          | 20          | 21          | 22          | 24          | 26          | 24          | 24          | 22          |
| Democratic                                | 22          | 18          | 19          | 21          | 22          | 21          | 21          | 21          | 21          | 21          | 21          | 20          |
| Less than 50                              | 16          | 11          | 12          | 15          | 12          | 10          | 12          | 12          | 11          | 10          | 10          | 12          |
| 50 or more                                | 7           | 7           | 7           | 6           | 9           | 11          | 10          | 9           | 10          | 11          | 12          | 8           |
| Unaffiliated; other                       | 18          | 27          | 28          | 28          | 31          | 31          | 31          | 30          | 32          | 32          | 36          | 41          |
| Less than 50                              | 15          | 20          | 20          | 14          | 21          | 20          | 22          | 20          | 21          | 21          | 20          | 23          |
| 50 or more                                | 3           | 7           | 8           | 14          | 10          | 12          | 9           | 10          | 11          | 12          | 16          | 17          |
| Number of cases                           | 302         | 436         | 601         | 528         | 602         | 403         | 605         | 601         | 606         | 856         | 1515        | 1881        |
| <b>Sex by age &amp; party affiliation</b> |             |             |             |             |             |             |             |             |             |             |             |             |
| Male                                      | 48          | 49          | 49          | 48          | 48          | 48          | 48          | 48          | 49          | 48          | 48          | 49          |
| Less than 50                              | 31          | 31          | 32          | 26          | 30          | 26          | 30          | 28          | 28          | 25          | 23          | 26          |
| 50 or more                                | 17          | 17          | 17          | 23          | 18          | 22          | 19          | 20          | 22          | 23          | 25          | 23          |
| Republican                                | 30          | 29          | 27          | 26          | 24          | 24          | 24          | 25          | 24          | 23          | 22          | 20          |
| Democratic                                | 9           | 6           | 8           | 9           | 8           | 7           | 7           | 9           | 7           | 9           | 8           | 8           |
| Unaffiliated, other                       | 9           | 14          | 14          | 13          | 16          | 17          | 18          | 14          | 19          | 16          | 18          | 20          |
| Female                                    | 52          | 51          | 51          | 52          | 52          | 52          | 52          | 52          | 51          | 52          | 52          | 51          |
| Less than 50                              | 37          | 36          | 33          | 30          | 30          | 30          | 30          | 30          | 26          | 28          | 26          | 27          |
| 50 or more                                | 15          | 15          | 18          | 22          | 21          | 22          | 22          | 22          | 25          | 23          | 26          | 25          |
| Republican                                | 29          | 25          | 25          | 25          | 23          | 23          | 24          | 24          | 24          | 24          | 21          | 19          |
| Democratic                                | 13          | 12          | 11          | 12          | 14          | 14          | 15          | 12          | 14          | 12          | 13          | 12          |
| Unaffiliated, other                       | 10          | 14          | 14          | 15          | 15          | 15          | 13          | 16          | 13          | 16          | 18          | 20          |
| Other                                     |             |             |             |             |             |             |             |             |             |             |             | 0           |
| Number of cases                           | 302         | 436         | 601         | 528         | 602         | 403         | 605         | 601         | 606         | 856         | 1515        | 1881        |



|   | Survey      |             |             |             |             |             |             |             |             |             |             |             |
|---|-------------|-------------|-------------|-------------|-------------|-------------|-------------|-------------|-------------|-------------|-------------|-------------|
|   | Jun<br>1995 | Feb<br>2000 | Apr<br>2006 | Apr<br>2008 | May<br>2010 | Oct<br>2011 | Mar<br>2012 | Apr<br>2014 | May<br>2015 | Jun<br>2017 | Apr<br>2019 | Apr<br>2021 |
| <b>General election vote history (probability sample only)</b>      |             |             |             |             |             |             |             |             |             |             |             |             |
| 2020  |             |             |             |             |             |             |             |             |             |             |             | 99          |
| 2018  |             |             |             |             |             |             |             |             |             |             |             | 71          |
| 2016  |             |             |             |             |             |             |             |             |             |             |             | 70          |
| 2014  |             |             |             |             |             |             |             |             |             |             |             | 51          |
| 3 or more   |             |             |             |             |             |             |             |             |             |             |             | 64          |
| Number of cases   |             |             |             |             |             |             |             |             |             |             |             | 691         |
| <b>Primary election vote history (probability sample only)</b>      |             |             |             |             |             |             |             |             |             |             |             |             |
| 2020 presidential   |             |             |             |             |             |             |             |             |             |             |             | 53          |
| 2020 statewide  |             |             |             |             |             |             |             |             |             |             |             | 49          |
| 2018  |             |             |             |             |             |             |             |             |             |             |             | 33          |
| 2016  |             |             |             |             |             |             |             |             |             |             |             | 17          |
| 1 or more   |             |             |             |             |             |             |             |             |             |             |             | 66          |
| None  |             |             |             |             |             |             |             |             |             |             |             | 34          |
| Number of cases   |             |             |             |             |             |             |             |             |             |             |             | 691         |
| <b>Consolidated election vote history (probability sample only)</b> |             |             |             |             |             |             |             |             |             |             |             |             |
| 2019  |             |             |             |             |             |             |             |             |             |             |             | 54          |
| 2017  |             |             |             |             |             |             |             |             |             |             |             | 42          |
| 2015  |             |             |             |             |             |             |             |             |             |             |             | 37          |
| 2013  |             |             |             |             |             |             |             |             |             |             |             | 42          |
| 3 or more   |             |             |             |             |             |             |             |             |             |             |             | 37          |
| None  |             |             |             |             |             |             |             |             |             |             |             | 36          |
| Number of cases   |             |             |             |             |             |             |             |             |             |             |             | 691         |
| <b>Years registered to vote (probability sample only)</b>           |             |             |             |             |             |             |             |             |             |             |             |             |
| Less than 5   | 49          | 52          | 32          | 26          | 40          | 33          | 34          | 24          | 25          | 33          | 33          | 32          |
| 5 to 12   | 42          | 36          | 50          | 49          | 38          | 38          | 40          | 44          | 39          | 32          | 35          | 32          |
| More than 12  | 8           | 12          | 18          | 25          | 22          | 28          | 26          | 32          | 37          | 36          | 32          | 36          |
| Mean  | 6           | 6           | 8           | 10          | 8           | 9           | 9           | 10          | 11          | 10          | 10          | 10          |
| Number of cases   | 302         | 436         | 601         | 528         | 602         | 403         | 605         | 601         | 606         | 339         | 757         | 698         |



|  | Survey      |             |             |             |             |             |             |             |             |             |             |             |
|--|-------------|-------------|-------------|-------------|-------------|-------------|-------------|-------------|-------------|-------------|-------------|-------------|
|  | Jun<br>1995 | Feb<br>2000 | Apr<br>2006 | Apr<br>2008 | May<br>2010 | Oct<br>2011 | Mar<br>2012 | Apr<br>2014 | May<br>2015 | Jun<br>2017 | Apr<br>2019 | Apr<br>2021 |
| <b>Geographic area (ZIP code based)</b>                        |             |             |             |             |             |             |             |             |             |             |             |             |
| Northwest (Littleton/Highlands Ranch) area                     | 36          | 39          | 41          | 38          | 36          | 37          | 34          | 38          | 36          | 34          | 34          | 34          |
| Lone Tree area   | 6           | 8           | 4           | 7           | 8           | 5           | 7           | 6           | 6           | 6           | 5           | 6           |
| Parker/Aurora area   | 28          | 27          | 31          | 25          | 29          | 28          | 30          | 28          | 29          | 28          | 27          | 27          |
| Castle Pines/Castle Rock area                                  | 18          | 17          | 15          | 23          | 21          | 22          | 21          | 22          | 23          | 25          | 25          | 26          |
| Other areas  | 12          | 9           | 9           | 7           | 6           | 7           | 7           | 6           | 6           | 6           | 8           | 8           |
| Number of cases  | 302         | 436         | 601         | 528         | 602         | 403         | 605         | 601         | 606         | 856         | 1515        | 1881        |
| <b>Board of County Commissioners &amp; zip-based geography</b> |             |             |             |             |             |             |             |             |             |             |             |             |
| I Northeast, Abe Laydon  |             | 29          | 33          | 30          | 32          | 32          | 32          | 32          | 32          | 33          | 33          | 34          |
| The Pinery/Stonegate area                                      |             | 16          | 21          | 15          | 18          | 18          | 17          | 18          | 17          | 19          | 18          | 19          |
| Northeast, Ponderosa East                                      |             | 10          | 9           | 10          | 10          | 9           | 10          | 9           | 10          | 9           | 9           | 9           |
| Other  |             | 3           | 3           | 5           | 5           | 4           | 5           | 5           | 5           | 6           | 6           | 6           |
| II South, George Teal  |             | 23          | 36          | 36          | 34          | 35          | 35          | 35          | 34          | 35          | 35          | 36          |
| Castle Pines area  |             |             | 6           | 6           | 7           | 8           | 6           | 8           | 7           | 8           | 9           | 9           |
| Castle Rock East area  |             | 13          | 7           | 14          | 9           | 8           | 10          | 10          | 9           | 10          | 9           | 9           |
| Castle Rock West area  |             |             | 2           | 3           | 6           | 6           | 6           | 5           | 7           | 7           | 7           | 7           |
| West   |             | 4           | 10          | 6           | 7           | 7           | 4           | 8           | 6           | 5           | 5           | 5           |
| South, east  |             | 6           | 11          | 7           | 6           | 6           | 9           | 5           | 6           | 4           | 6           | 5           |
| III Northwest, Lora Thomas                                     |             | 47          | 32          | 34          | 34          | 34          | 34          | 33          | 34          | 31          | 31          | 30          |
| Highlands Ranch area, West                                     |             |             | 8           | 9           | 9           | 9           | 9           | 10          | 8           | 9           | 9           | 9           |
| Highlands Ranch area, East                                     |             | 36          | 14          | 15          | 14          | 14          | 14          | 14          | 14          | 12          | 13          | 13          |
| Other  |             | 11          | 10          | 10          | 11          | 11          | 11          | 8           | 11          | 11          | 9           | 9           |
| Number of cases  |             | 436         | 601         | 528         | 602         | 403         | 605         | 601         | 606         | 850         | 1515        | 1881        |