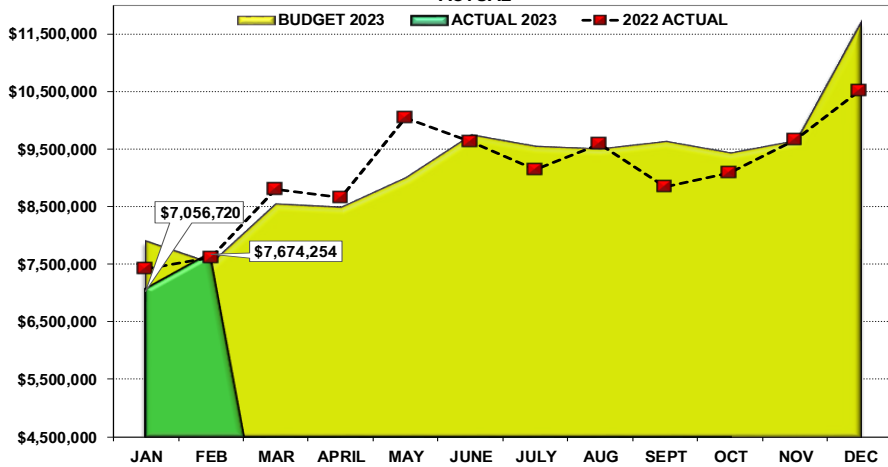
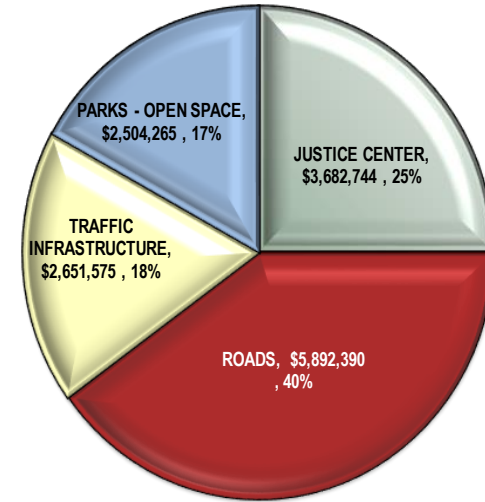


DOUGLAS COUNTY SALES AND USE TAX COLLECTION STATUS – FEBRUARY 2023

TOTAL SALES AND USE TAX DOLLARS COLLECTED - 2023 BUDGET vs 2023 ACTUAL



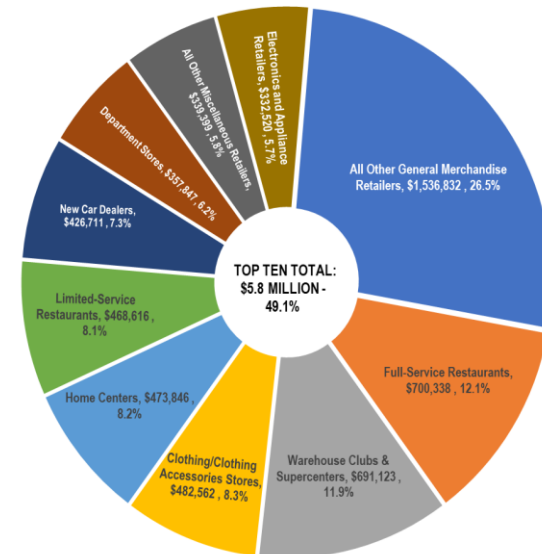
SALES AND USE TAX SUMMARY BY PURPOSE YEAR-TO-DATE
February 2023 - \$14,730,974



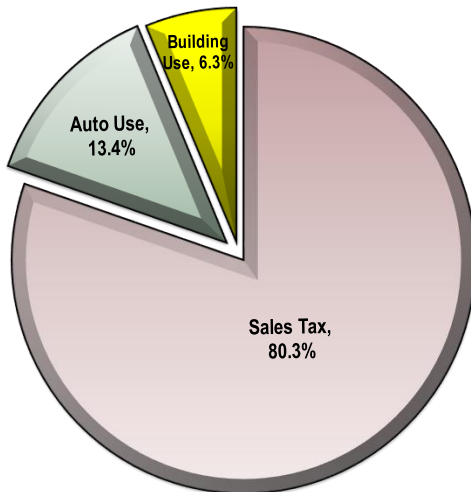
Tax Type	2023 Budget	2023 Actual	2022 Actual	'23 vs '22 YTD %	'23 vs '22 YTD \$ (+/-)
Sales Tax	\$ 12,203,357	\$ 11,822,376	\$ 11,280,730	4.8% *	\$ 541,646
Auto Use	2,082,224	\$ 1,971,739	1,847,377	6.7%	\$ 124,363
Building Use	1,146,560	\$ 936,859	1,920,345	-51.2%	\$ (983,486)
TOTAL	\$ 15,432,141	\$ 14,730,974	\$ 15,048,452	-2.1%	\$ (317,477)

* Sales Tax increase is due to audits for prior periods, totaling \$57,309. True current Year-to-Date Sales Tax is \$11,879,685. '23 Budget vs '23 Actual is a -2.7% decrease overall.

Top Ten North American Industry Code Cumulative % of Sales Tax Revenue Earned Through
February 2023 - Total Sales Tax Collected \$11,822,376

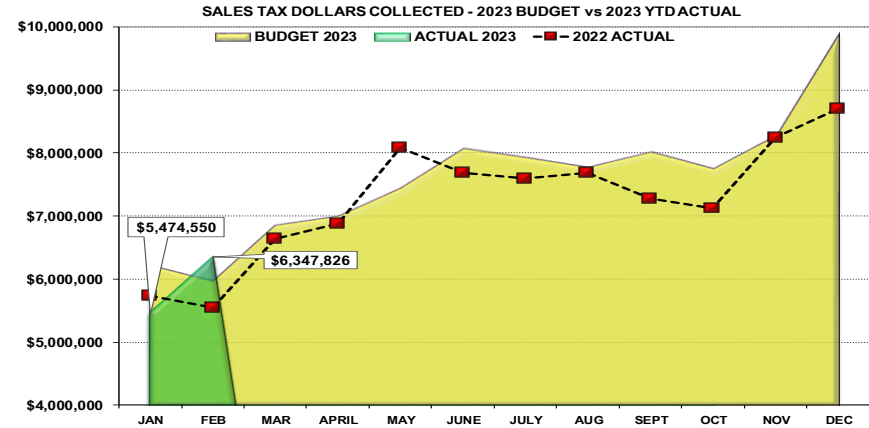
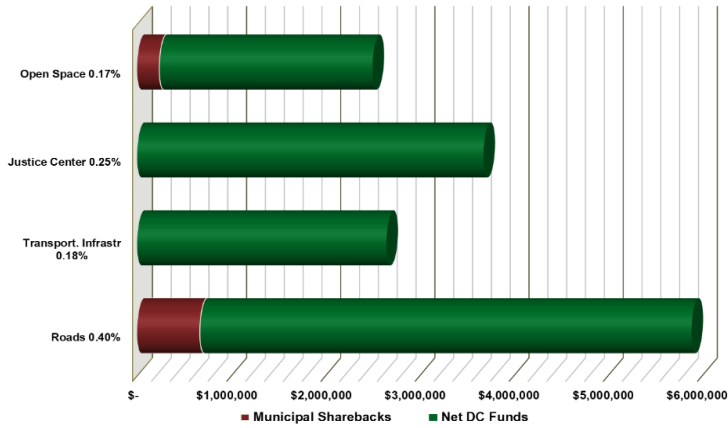


Revenue Sources as a % of Total Taxes Collected

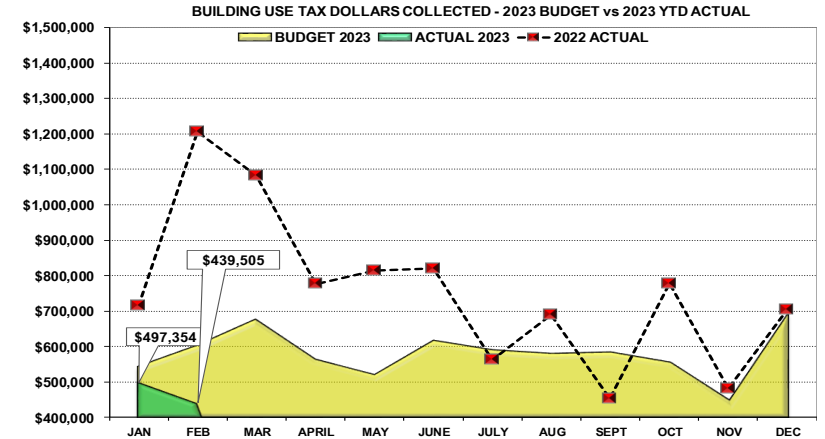


DOUGLAS COUNTY SALES AND USE TAX COLLECTION STATUS – FEBRUARY 2023 (continued)

Sales & Use Tax Allocation by Fund - February 2023



Through February 2023	Total S&U Tax Collected	Municipal Sharebacks	Net DC Funds	% of Municipal Sharebacks
Roads 0.40%	\$ 5,892,390	\$ 1,898,278	\$ 3,994,112	32.2%
Transport. Infrastr 0.18%	2,651,575	-	2,651,575	0.0%
Justice Center 0.25%	3,682,744	-	3,682,744	0.0%
Open Space 0.17%	2,504,265	500,853	2,003,412	20.0%
YTD TOTAL	\$ 14,730,974	\$ 2,399,131	\$ 12,331,843	



Alignment to Board of County Commissioners Core Priorities through February 2023 - \$14,730,974

