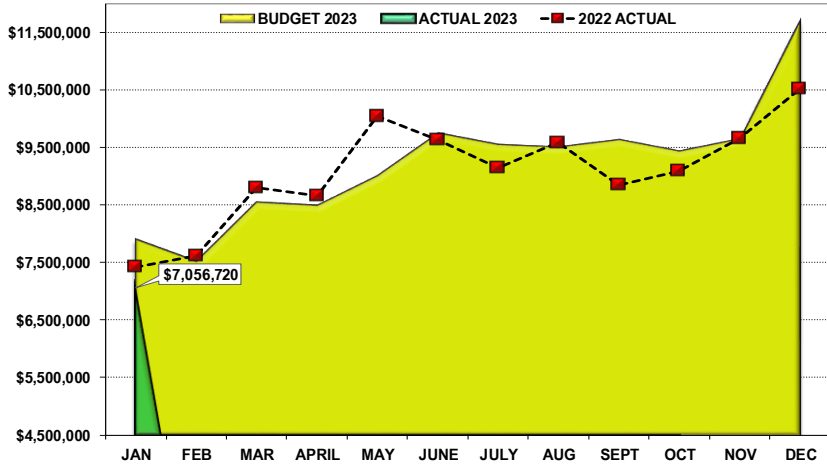
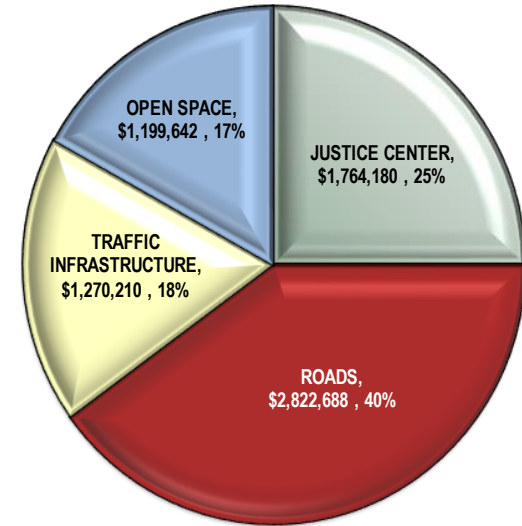


DOUGLAS COUNTY SALES AND USE TAX COLLECTION STATUS – JANUARY 2023

TOTAL SALES AND USE TAX DOLLARS COLLECTED - 2023 BUDGET vs 2023 ACTUAL



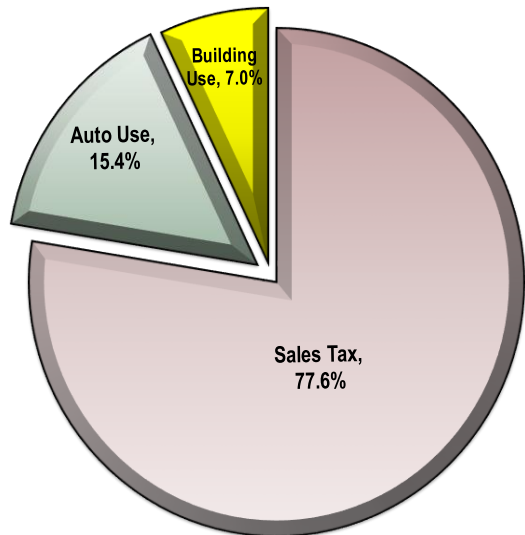
SALES AND USE TAX SUMMARY BY PURPOSE YEAR-TO-DATE
JANUARY 2023 - \$7,056,720



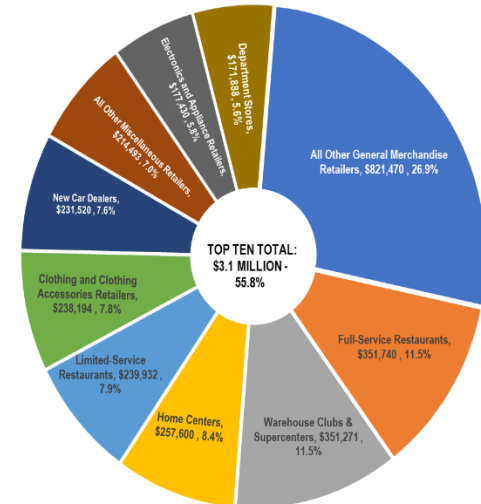
Tax Type	2023 Budget	2023 Actual	2022 Actual	'23 vs '22 YTD %	'23 vs '22 YTD \$ (+/-)
Sales Tax	\$ 6,231,987	\$ 5,474,550	\$ 5,737,514	-4.6% *	\$ (262,964)
Auto Use	1,134,452	1,084,816	971,220	11.7%	\$ 113,596
Building Use	544,626	497,354	715,517	-30.5%	\$ (218,163)
TOTAL	\$ 7,911,065	\$ 7,056,720	\$ 7,424,251	-5.0%	\$ (367,531)

* Sales Tax decrease is due to audits for prior periods, totaling \$591,888. True current Year-to-Date Sales Tax is \$4,882,662. '23 Budget vs '23 Actual is a -21.7% decrease overall.

Revenue Sources as a % of Total Taxes Collected

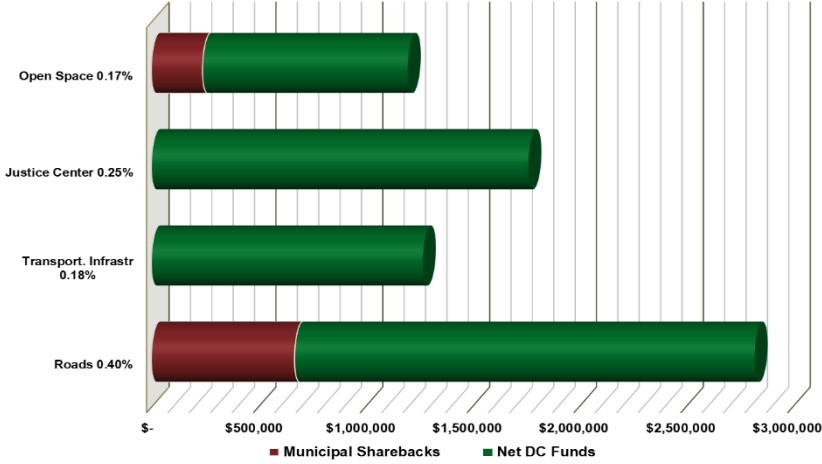


Top Ten North American Industry Code Cumulative % of Sales Tax Revenue Earned January 2023 -
Total Sales Tax Collected \$5,474,550



DOUGLAS COUNTY SALES AND USE TAX COLLECTION STATUS – JANUARY 2023 (continued)

Sales & Use Tax Allocation by Fund - January 2023



Through January 2023	Total S&U Tax Collected	Municipal Sharebacks	Net DC Funds	% of Municipal Sharebacks
Roads 0.40%	\$ 2,822,688	\$ 670,425	\$ 2,152,263	23.8%
Transport, Infrastr 0.18%	1,270,210	-	1,270,210	0.0%
Justice Center 0.25%	1,764,180	-	1,764,180	0.0%
Open Space 0.17%	1,199,642	239,928	959,714	20.0%
YTD TOTAL	\$ 7,056,720	\$ 910,353	\$ 6,146,367	

Alignment to Board of County Commissioners
Core Priorities through January 2023 - \$7,056,720

