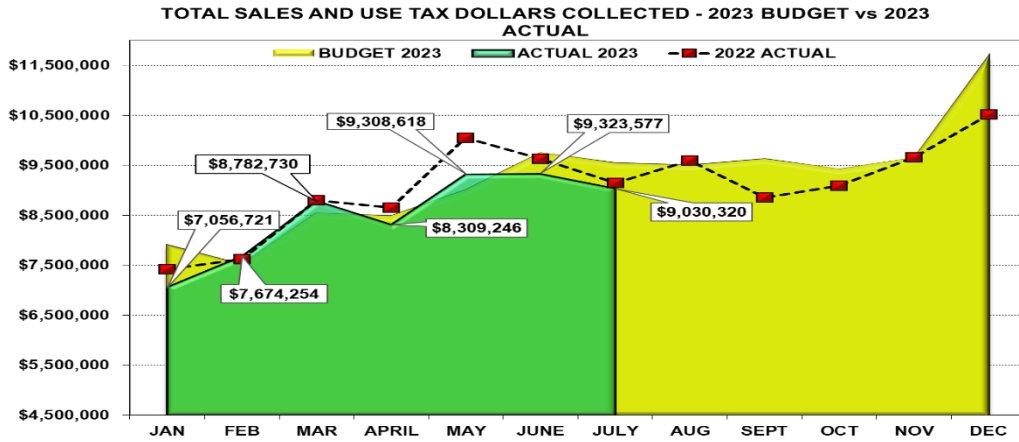


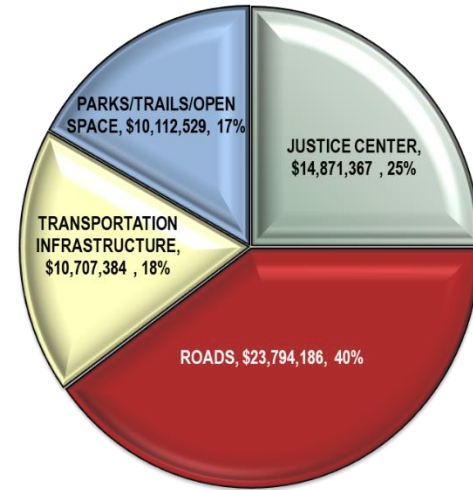
# DOUGLAS COUNTY SALES AND USE TAX COLLECTION STATUS – JULY 2023



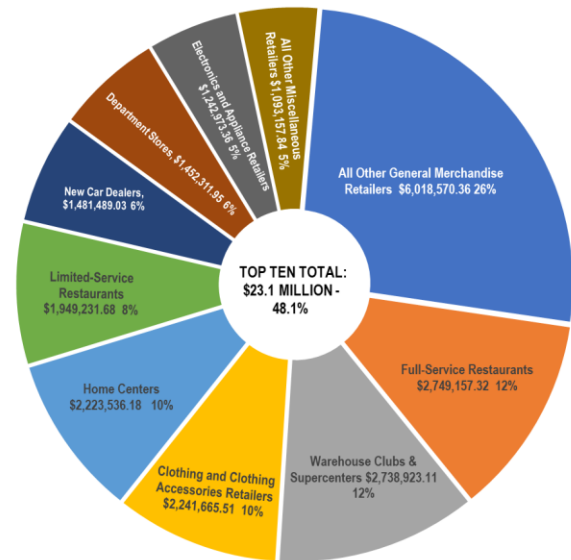
| Tax Type        | 2023 Budget       | 2023 Actual          | 2022 Actual          | '23 vs '22 YTD % | '23 vs '22 YTD \$ (+/-) |
|-----------------|-------------------|----------------------|----------------------|------------------|-------------------------|
| Sales Tax       | \$ 49,499,846     | \$ 48,182,911        | \$ 48,160,783        | 0.0% *           | \$ 22,128               |
| Auto Use        | 7,152,295         | 7,403,366            | 7,184,388            | 3.0%             | \$ 218,978              |
| Building Use    | 4,113,504         | 3,899,189            | 5,975,480            | -34.7%           | \$ (2,076,291)          |
| <b>TOTAL \$</b> | <b>60,765,645</b> | <b>\$ 59,485,466</b> | <b>\$ 61,320,651</b> | <b>-3.0%</b>     | <b>\$ (1,835,185)</b>   |

\* Sales Tax increase is due to audits for prior periods, totaling \$750,153 True current Year-to-Date Sales Tax is \$47,432,758. '23 Budget vs '23 Actual is a -4.2% decrease overall.

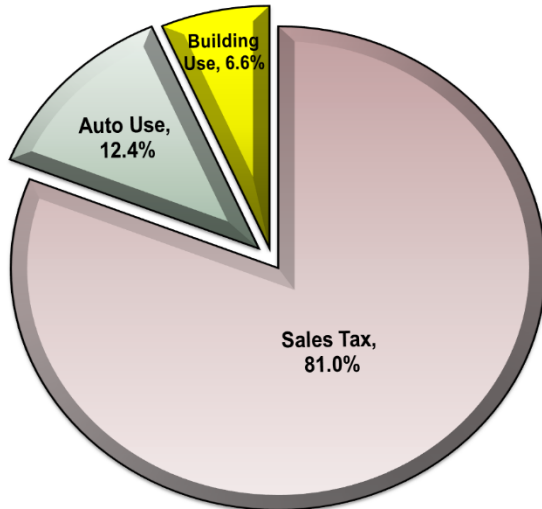
**SALES AND USE TAX SUMMARY BY PURPOSE YEAR-TO-DATE**  
July 2023 - \$59,485,466



**Top Ten North American Industry Code Cumulative % of Sales Tax Revenue Earned Through July 2023 - Total Sales Tax Collected \$48,182,911**

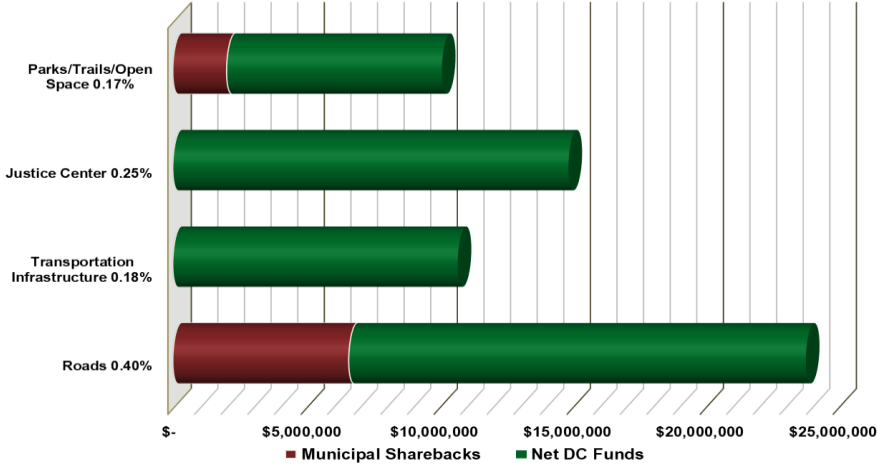


**Revenue Sources as a % of Total Taxes Collected**



# DOUGLAS COUNTY SALES AND USE TAX COLLECTION STATUS – JULY 2023 (continued)

Sales & Use Tax Allocation by Fund - July 2023



| Through July 2023                   | Total S&U Tax Collected | Municipal Sharebacks | Net DC Funds         | % of Municipal Sharebacks |
|-------------------------------------|-------------------------|----------------------|----------------------|---------------------------|
| Roads 0.40%                         | \$ 23,794,186           | \$ 6,614,064         | \$ 17,180,122        | 27.8%                     |
| Transportation Infrastructure 0.18% | 10,707,384              | -                    | 10,707,384           | 0.0%                      |
| Justice Center 0.25%                | 14,871,367              | -                    | 14,871,367           | 0.0%                      |
| Parks/Trails/Open Space 0.17%       | 10,112,529              | 2,022,506            | 8,090,023            | 20.0%                     |
| <b>YTD TOTAL</b>                    | <b>\$ 59,485,466</b>    | <b>\$ 8,636,570</b>  | <b>\$ 50,848,896</b> |                           |

Alignment to Board of County Commissioners Core Priorities through July 2023 - \$59,485,466

