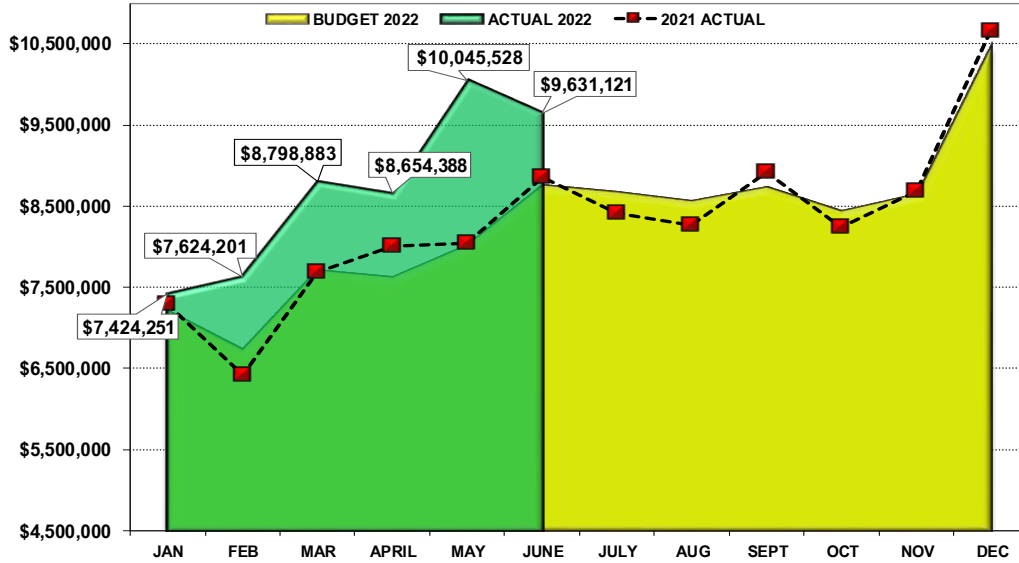
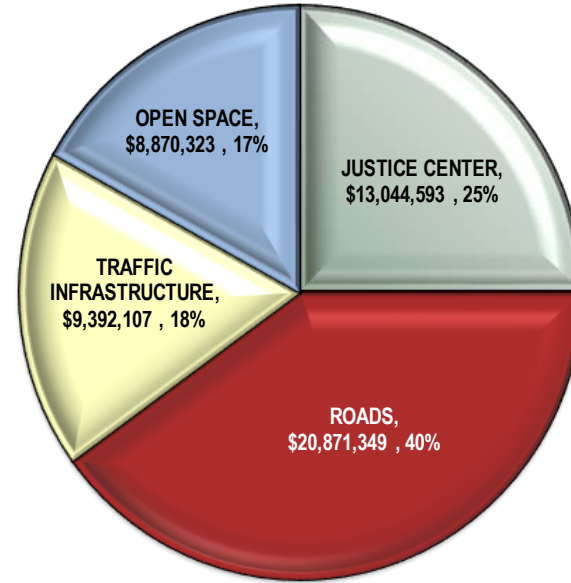


DOUGLAS COUNTY SALES AND USE TAX COLLECTION STATUS – June 2022

TOTAL SALES AND USE TAX DOLLARS COLLECTED - 2022 BUDGET vs 2022 ACTUAL
YTD ACTUAL



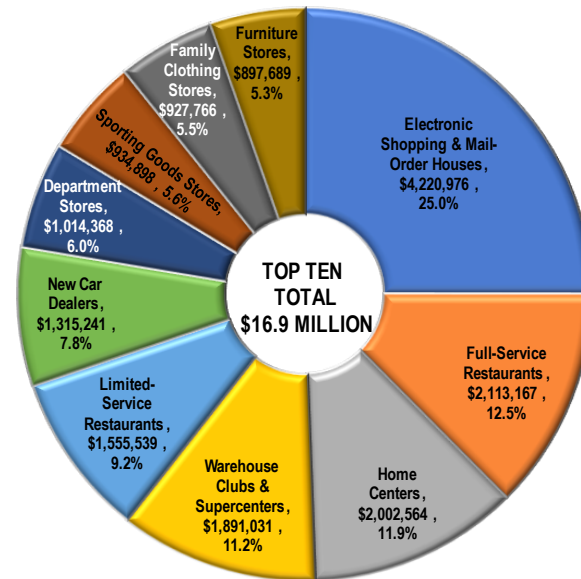
SALES AND USE TAX SUMMARY BY PURPOSE YEAR-TO-DATE
JUNE 2022 - \$52,178,372



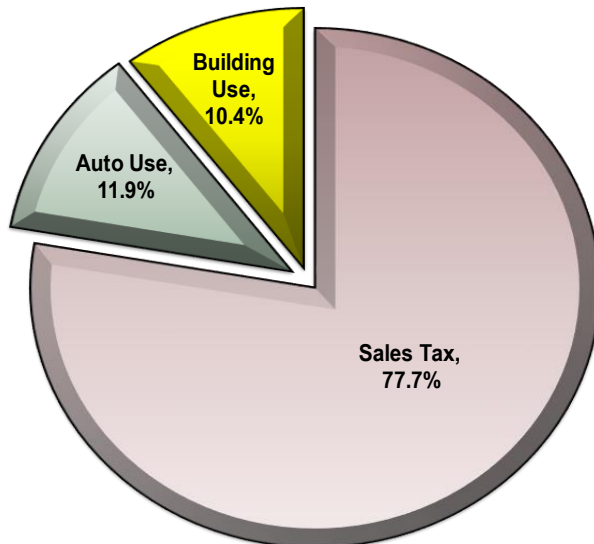
Tax Type	2022 Budget	2022 Actual	2021 Actual	'22 vs '21 YTD %	'22 vs '21 YTD \$ (+/-)
Sales Tax	\$ 35,893,175	\$ 40,561,687	\$ 35,142,081	15.4% *	\$ 5,419,606
Auto Use	6,013,459	6,204,200	6,311,986	-1.7%	\$ (107,786)
Building Use	4,160,871	5,412,485	4,837,045	11.9%	\$ 575,440
TOTAL	\$ 46,067,505	\$ 52,178,372	\$ 46,291,112	12.7%	\$ 5,887,260

* Sales Tax increase is partially due to collections for prior periods, totaling \$1,073,435. True current Year-to-Date Sales Tax is \$39,488,252. '22 Budget vs '22 Actual is a 10.0% increase overall.

Top 10 North American Industry Code Cumulative Percentage of Sales Tax Revenue Earned through June 2022 - Total Taxes Collected \$40,561,687

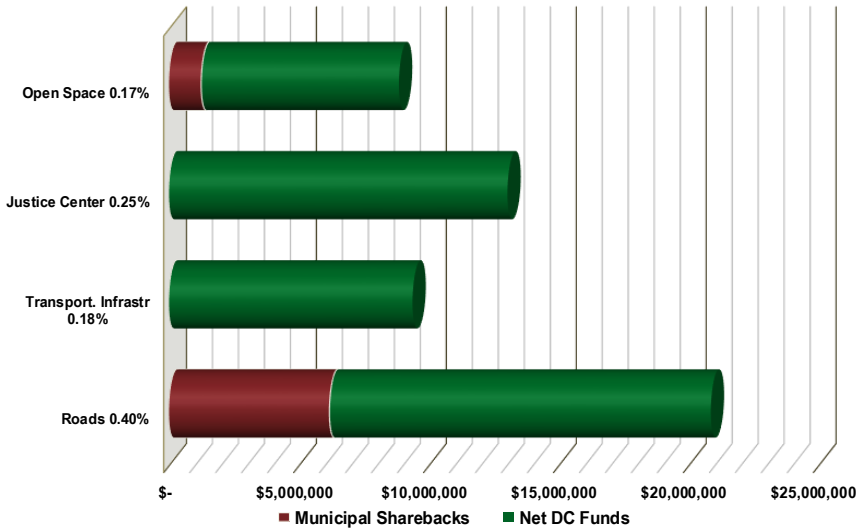


Revenue Sources as a % of Total Taxes Collected



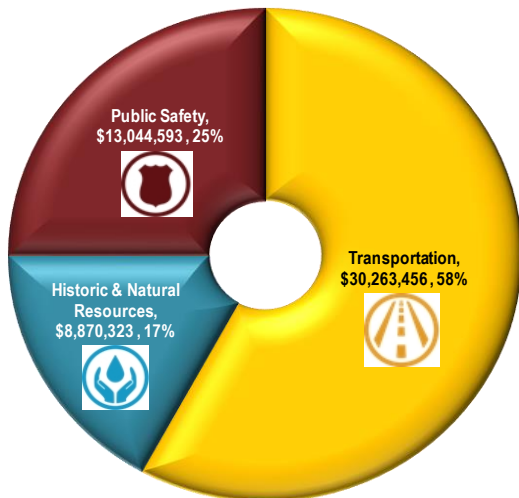
DOUGLAS COUNTY SALES AND USE TAX COLLECTION STATUS – June 2022 (continued)

Sales & Use Tax Allocation by Fund through June 2022

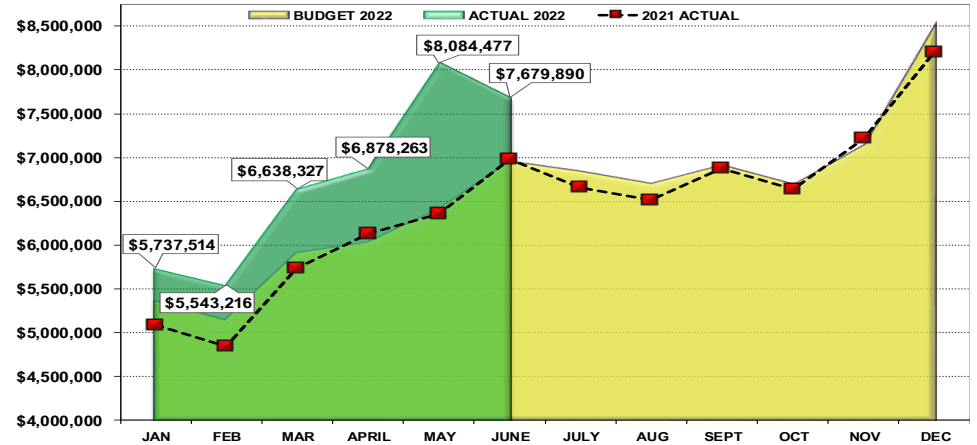


Through June 2022	Total S&U Tax Collected	Municipal Sharebacks	Net DC Funds	% of Municipal Sharebacks
Roads 0.40%	\$ 20,871,349	\$ 6,195,594	\$ 14,675,755	29.7%
Transport. Infrastr 0.18%	9,392,107	-	9,392,107	0.0%
Justice Center 0.25%	13,044,593	-	13,044,593	0.0%
Open Space 0.17%	8,870,323	1,261,361	7,608,962	14.2%
YTD TOTAL	\$ 52,178,372	\$ 7,456,955	\$ 44,721,417	

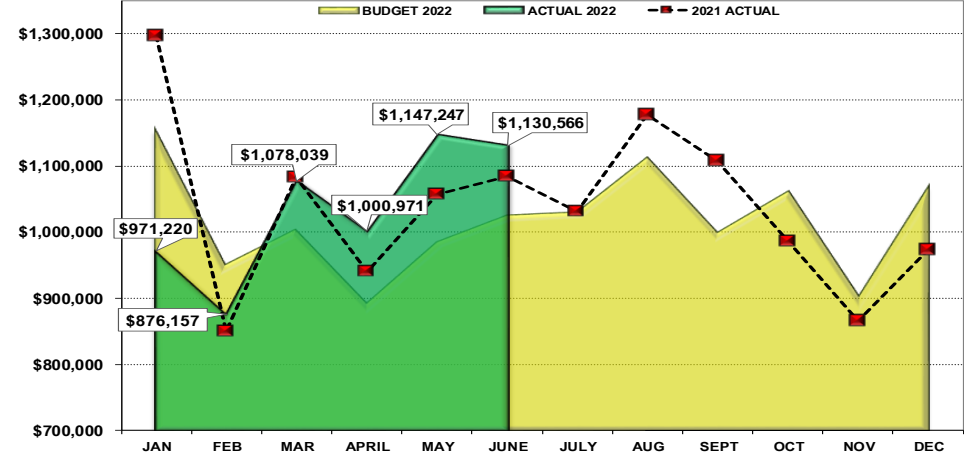
Alignment to Board of County Commissioners Core Priorities through June 2022 - \$52,178,372



SALES TAX DOLLARS COLLECTED - 2022 BUDGET vs 2022 YTD ACTUAL



AUTO USE TAX DOLLARS COLLECTED - 2022 BUDGET vs 2022 YTD ACTUAL



BUILDING USE TAX DOLLARS COLLECTED - 2022 BUDGET vs 2022 YTD ACTUAL

