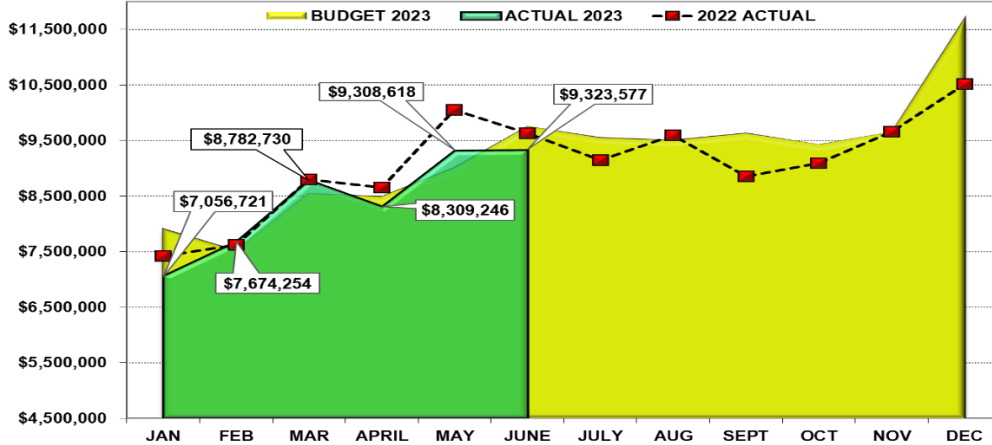


# DOUGLAS COUNTY SALES AND USE TAX COLLECTION STATUS – JUNE 2023

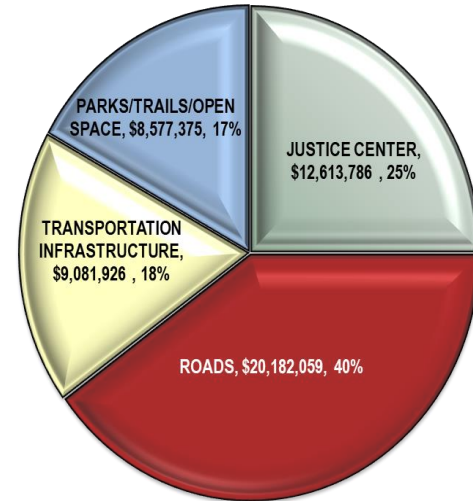
TOTAL SALES AND USE TAX DOLLARS COLLECTED - 2023 BUDGET vs 2023 ACTUAL



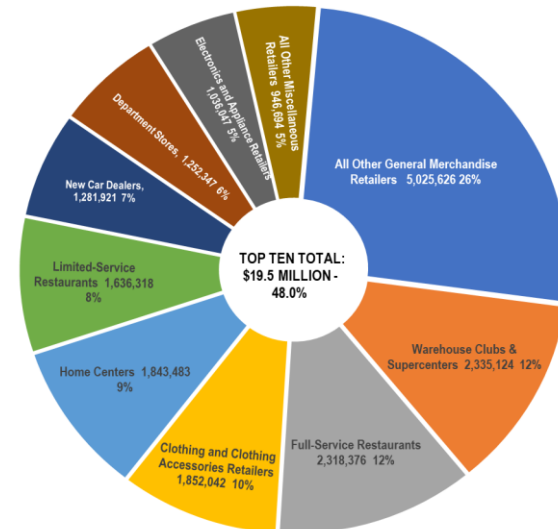
Tax Type	2023 Budget	2023 Actual	2022 Actual	'23 vs '22 YTD %	'23 vs '22 YTD \$ (+/-)
Sales Tax	\$ 41,568,415	\$ 40,711,759	\$ 40,561,687	0.4% *	\$ 150,072
Auto Use	6,126,107	6,346,576	6,204,200	2.3%	\$ 142,376
Building Use	3,524,069	3,396,811	5,412,485	-37.2%	\$ (2,015,674)
<b>TOTAL</b>	<b>\$ 51,218,591</b>	<b>\$ 50,455,146</b>	<b>\$ 52,178,372</b>	<b>-3.3%</b>	<b>\$ (1,723,226)</b>

\* Sales Tax increase is due to audits for prior periods, totaling \$580,062 True current Year-to-Date Sales Tax is \$40,131,697. '23 Budget vs '23 Actual is a -3.5% decrease overall.

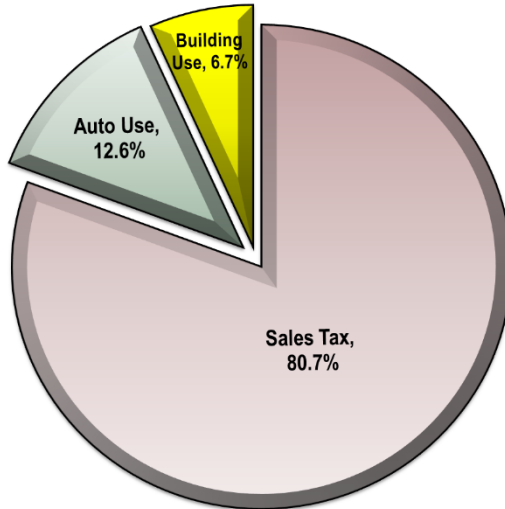
SALES AND USE TAX SUMMARY BY PURPOSE YEAR-TO-DATE  
June 2023 - \$50,455,146



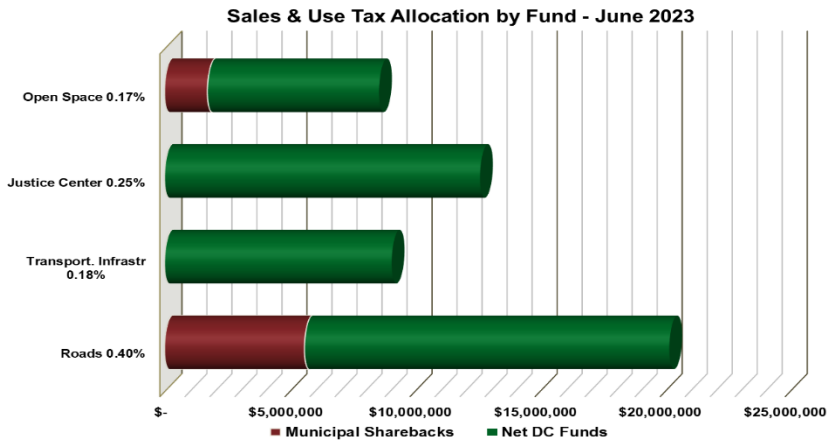
Top Ten North American Industry Code Cumulative % of Sales Tax Revenue Earned Through June 2023 - Total Sales Tax Collected \$40,711,759



Revenue Sources as a % of Total Taxes Collected



# DOUGLAS COUNTY SALES AND USE TAX COLLECTION STATUS – JUNE 2023 (continued)



Through June 2023	Total S&U Tax Collected	Municipal Sharebacks	Net DC Funds	% of Municipal Sharebacks
Roads 0.40%	\$ 20,182,059	\$ 5,595,678	\$ 14,586,381	27.7%
Transportation Infrastructure 0.18%	9,081,926	-	9,081,926	0.0%
Justice Center 0.25%	12,613,786	-	12,613,786	0.0%
Parks/Trails/Open Space 0.17%	8,577,375	1,715,475	6,861,900	20.0%
<b>YTD TOTAL</b>	<b>\$ 50,455,146</b>	<b>\$ 7,311,153</b>	<b>\$ 43,143,993</b>	

Alignment to Board of County Commissioners Core Priorities through June 2023 - \$50,455,146

