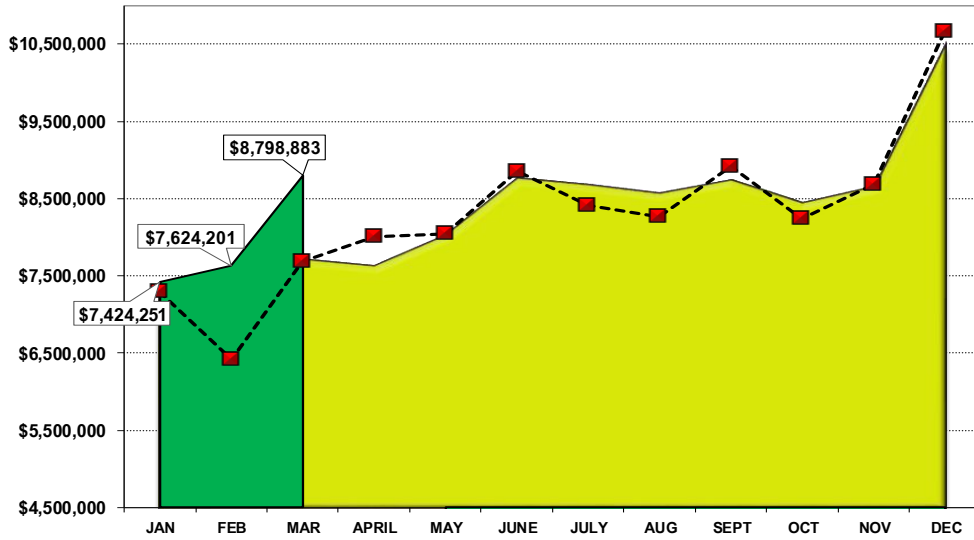


# DOUGLAS COUNTY SALES AND USE TAX COLLECTION STATUS – March 2022

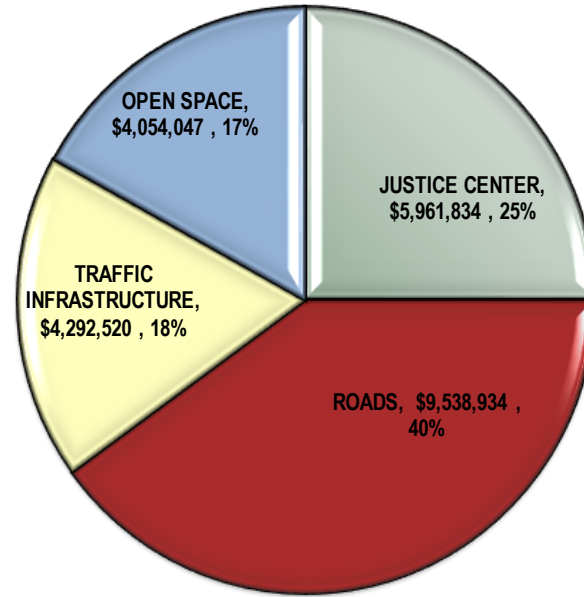
TOTAL SALES AND USE TAX DOLLARS COLLECTED - 2022 BUDGET vs 2022 ACTUAL



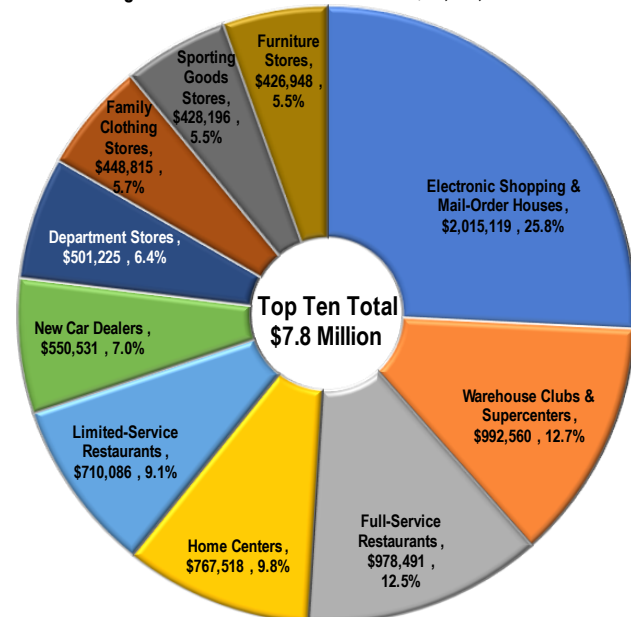
Tax Type	2022 Budget	2022 Actual	2021 Actual	'22 vs '21 YTD %	'22 vs '21 YTD \$ (+/-)
Sales Tax	\$ 16,461,132	\$ 17,919,057	\$ 15,674,137	14.3% *	\$ 2,244,920
Auto Use	3,110,090	\$ 2,925,416	3,230,230	-9.4%	\$ (304,814)
Building Use	2,094,026	\$ 3,002,862	2,489,514	20.6%	\$ 513,348
<b>TOTAL</b>	<b>\$ 21,665,248</b>	<b>\$ 23,847,335</b>	<b>\$ 21,393,881</b>	<b>11.5%</b>	<b>\$ 2,453,454</b>

\* Sales Tax increase is partially due to collections for prior periods, totaling \$197,587. True current Year-to-Date Sales Tax is \$17,721,471. '22 Budget vs '22 Actual is a 7.7% increase overall.

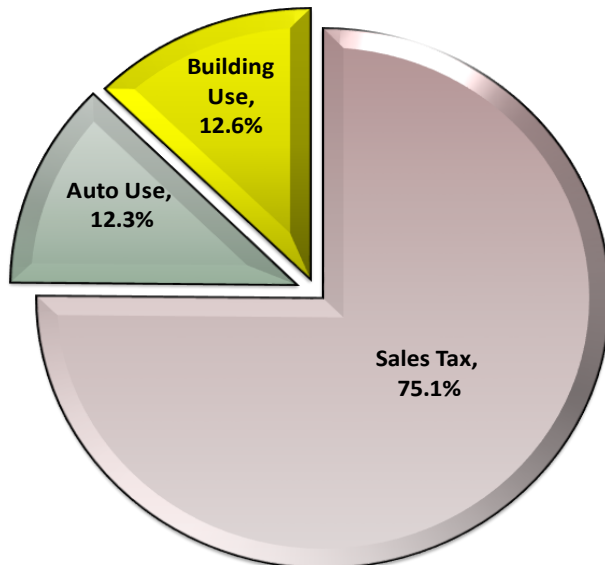
## SALES AND USE TAX SUMMARY BY PURPOSE YEAR-TO-DATE MARCH 2022 - \$23,847,335



Top 10 North American Industry Code Cumulative Percentage of Sales Tax Revenue Earned through March 2022- Total Tax Collected \$17,919,057

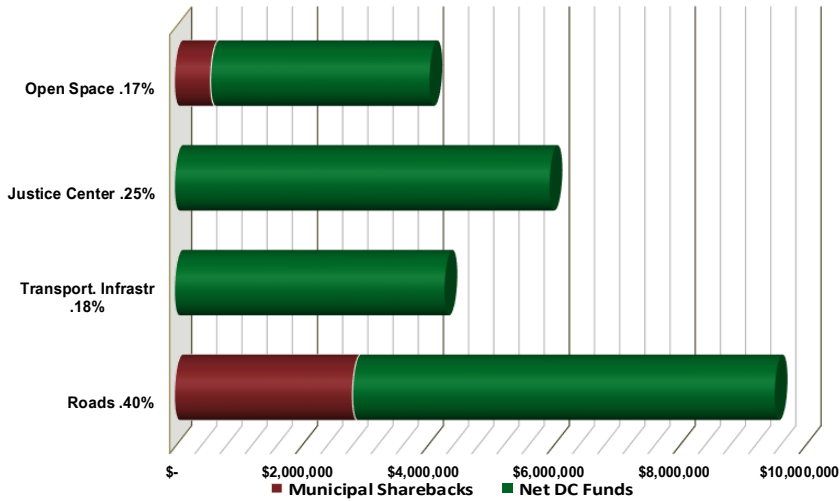


Sources as a % of Total Taxes Collected



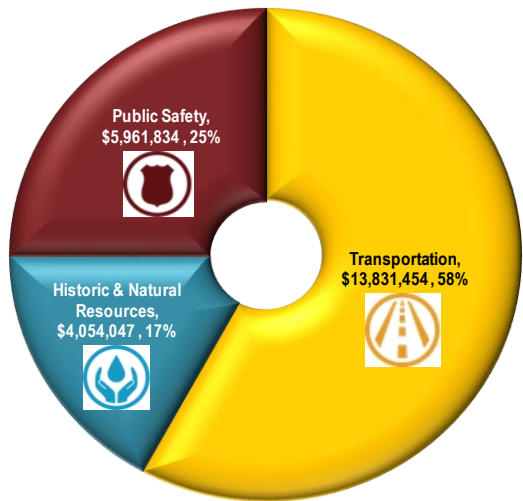
# DOUGLAS COUNTY SALES AND USE TAX COLLECTION STATUS – March 2022 (continued)

Sales & Use Tax Allocation by Fund through March 2022

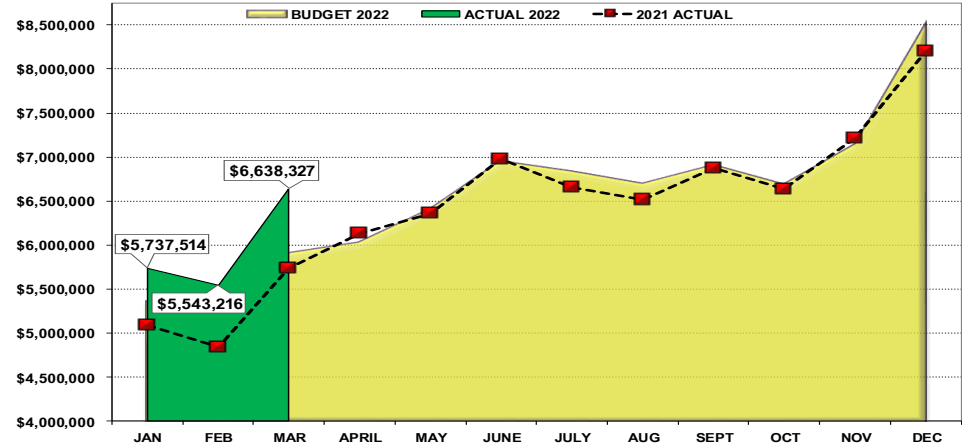


Through March 2022	Total S&U Tax Collected	Municipal Sharebacks	Net DC Funds	% of Municipal Sharebacks
Roads .40%	\$ 9,538,934	\$ 2,831,850	\$ 6,707,084	29.7%
Transport. Infrastr .18%	\$ 4,292,520	\$ -	\$ 4,292,520	0.0%
Justice Center .25%	\$ 5,961,834	\$ -	\$ 5,961,834	0.0%
Open Space .17%	\$ 4,054,047	\$ 576,480	\$ 3,477,567	14.2%
<b>YTD TOTAL</b>	<b>\$ 23,847,335</b>	<b>\$ 3,408,330</b>	<b>\$ 20,439,005</b>	

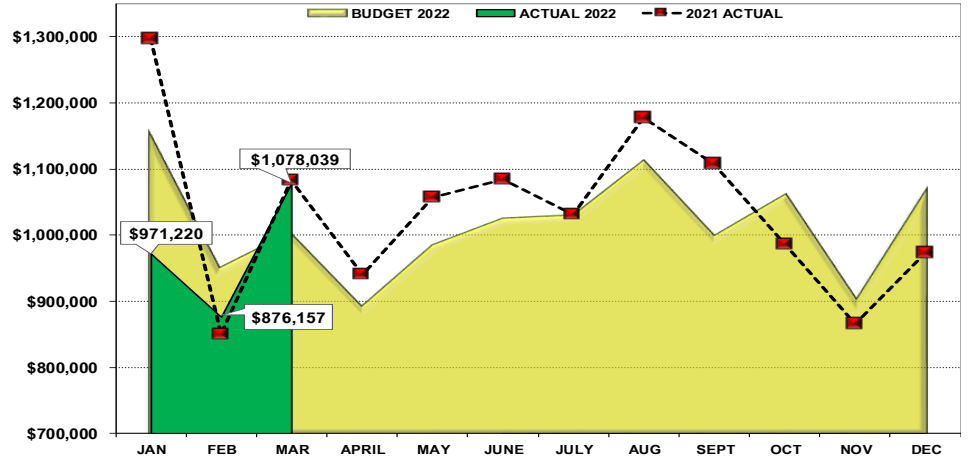
Alignment to Board of County Commissioners  
Core Priorities through March 2022 - \$23,847,335



SALES TAX DOLLARS COLLECTED - 2022 BUDGET vs 2022 YTD ACTUAL



AUTO USE TAX DOLLARS COLLECTED - 2022 BUDGET vs 2022 YTD ACTUAL



BUILDING USE TAX DOLLARS COLLECTED - 2022 BUDGET vs 2022 YTD ACTUAL

