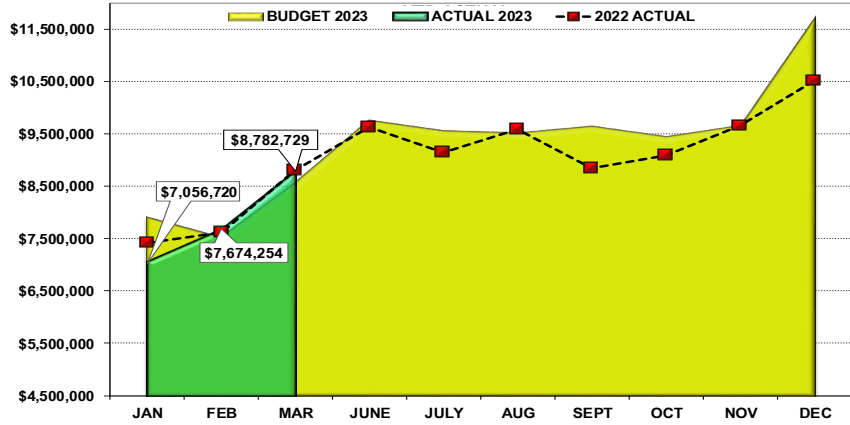


# DOUGLAS COUNTY SALES AND USE TAX COLLECTION STATUS – MARCH 2023

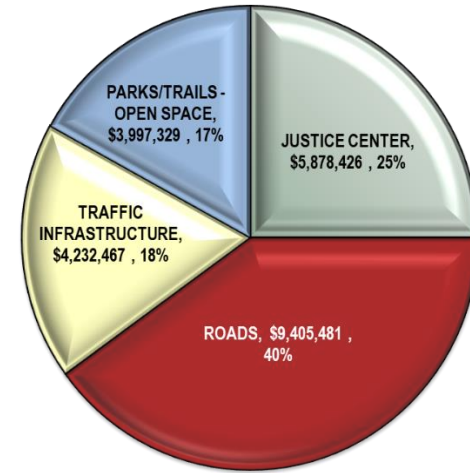
TOTAL SALES AND USE TAX DOLLARS COLLECTED - 2023 BUDGET vs 2023 ACTUAL



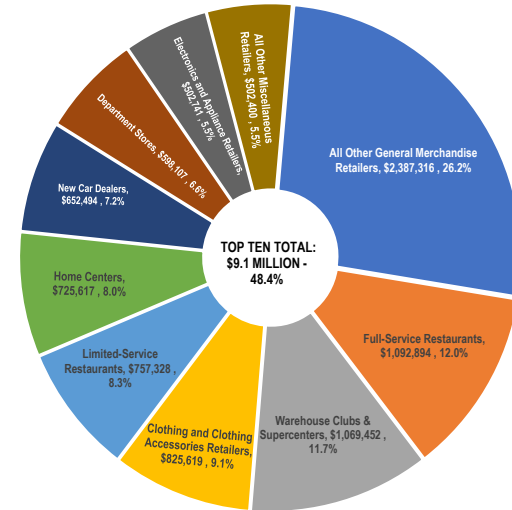
Tax Type	2023 Budget	2023 Actual	2022 Actual	'23 vs '22 YTD %	'23 vs '22 YTD \$ (+/-)
Sales Tax	\$ 19,064,230	\$ 18,839,162	\$ 17,919,057	5.1%*	\$ 920,105
Auto Use	3,090,304	\$ 3,107,318	2,925,416	6.2%	\$ 181,902
Building Use	1,821,814	\$ 1,567,223	3,002,862	-47.8%	\$ (1,435,639)
<b>TOTAL</b>	<b>\$ 23,976,348</b>	<b>\$ 23,513,703</b>	<b>\$ 23,847,335</b>	<b>-1.4%</b>	<b>\$ (333,632)</b>

\* Sales Tax increase is due to audits for prior periods, totaling \$175,106. True current Year-to-Date Sales Tax is \$18,664,056. '23 Budget vs '23 Actual is a -2.1% decrease overall.

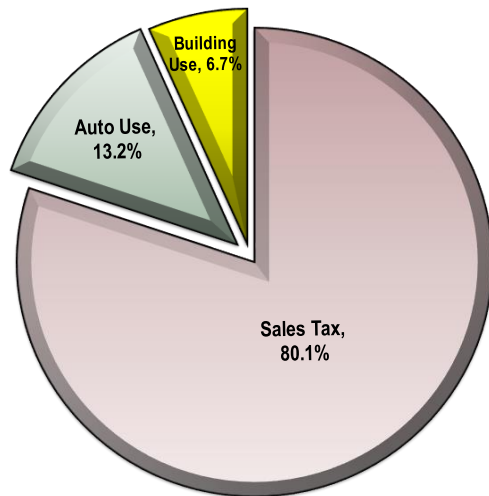
SALES AND USE TAX SUMMARY BY PURPOSE YEAR-TO-DATE  
March 2023 - \$25,513,703



Top Ten North American Industry Code Cumulative % of Sales Tax Revenue Earned Through  
March 2023 - Total Sales Tax Collected \$18,839,162

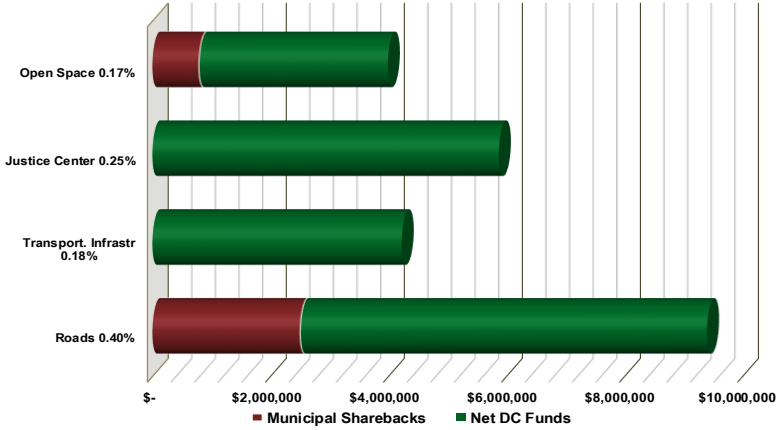


Revenue Sources as a % of Total Taxes Collected



# DOUGLAS COUNTY SALES AND USE TAX COLLECTION STATUS – MARCH 2023 (continued)

Sales & Use Tax Allocation by Fund - March 2023



Through March 2023	Total S&U Tax Collected	Municipal Sharebacks	Net DC Funds	% of Municipal Sharebacks
Roads 0.40%	\$ 9,405,481	\$ 2,515,247	\$ 6,890,234	26.7%
Transport. Infrastr 0.18%	4,232,467	-	4,232,467	0.0%
Justice Center 0.25%	5,878,426	-	5,878,426	0.0%
Open Space 0.17%	3,997,329	799,466	3,197,863	20.0%
<b>YTD TOTAL</b>	<b>\$ 23,513,703</b>	<b>\$ 3,314,713</b>	<b>\$ 20,198,990</b>	

Alignment to Board of County Commissioners  
Core Priorities through March 2023 - \$23,513,703

