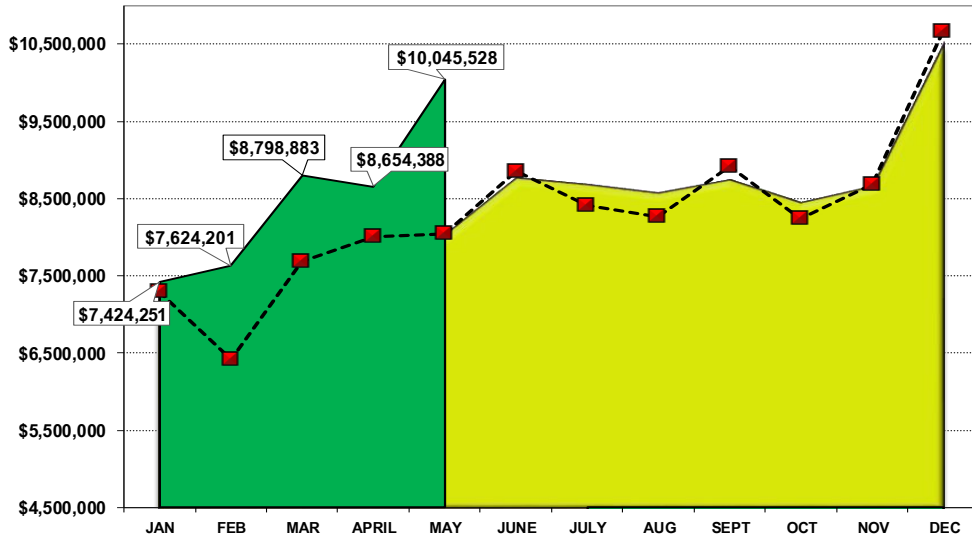


DOUGLAS COUNTY SALES AND USE TAX COLLECTION STATUS – May 2022

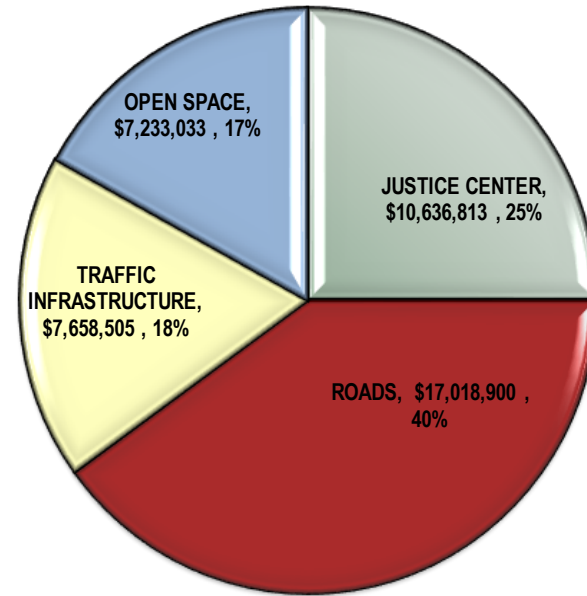
TOTAL SALES AND USE TAX DOLLARS COLLECTED - 2022 BUDGET vs 2022 ACTUAL



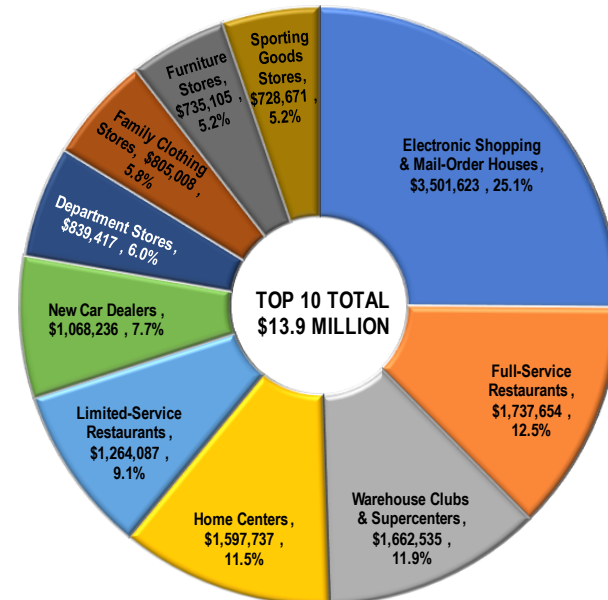
Tax Type	2022 Budget	2022 Actual	2021 Actual	'22 vs '21 YTD %	'22 vs '21 YTD \$ (+/-)
Sales Tax	\$ 28,928,980	\$ 32,881,797	\$ 28,162,762	16.8% *	\$ 4,719,035
Auto Use	4,988,005	5,073,634	5,228,160	-3.0%	\$ (154,526)
Building Use	3,398,892	4,591,820	4,048,795	13.4%	\$ 543,025
TOTAL	\$ 37,315,877	\$ 42,547,251	\$ 37,439,717	13.6%	\$ 5,107,534

* Sales Tax increase is partially due to collections for prior periods, totaling \$1,031,781. True current Year-to-Date Sales Tax is \$31,850,016. '22 Budget vs '22 Actual is a 13.1% increase overall.

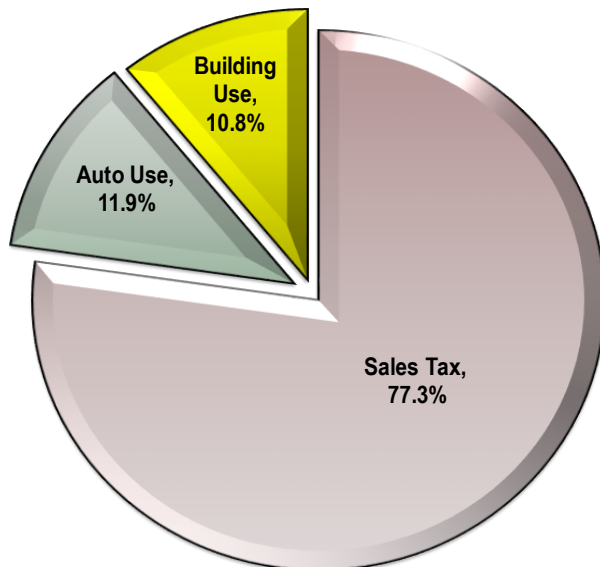
SALES AND USE TAX SUMMARY BY PURPOSE YEAR-TO-DATE MAY 2022 - \$42,547,251



Top 10 North American Industry Codes Cumulative Percentage of Sales Tax Revenue Earned through May 2022- Total Tax Collected \$32,881,797

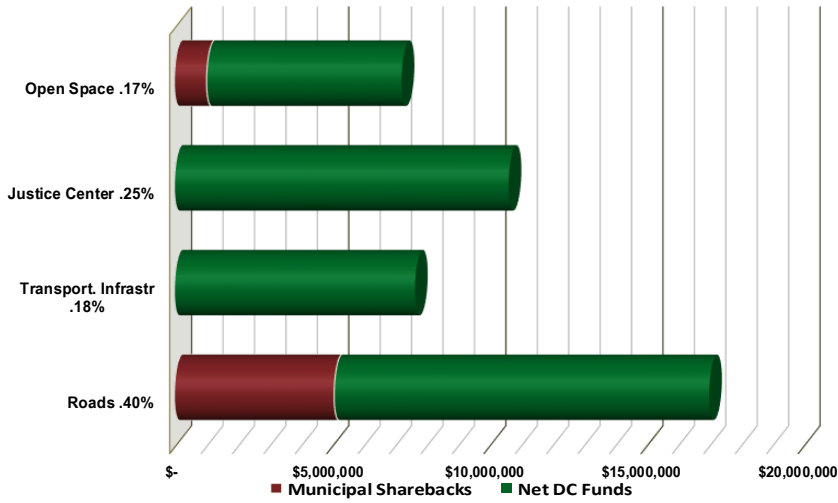


Revenue Sources as a % of Total Taxes Collected



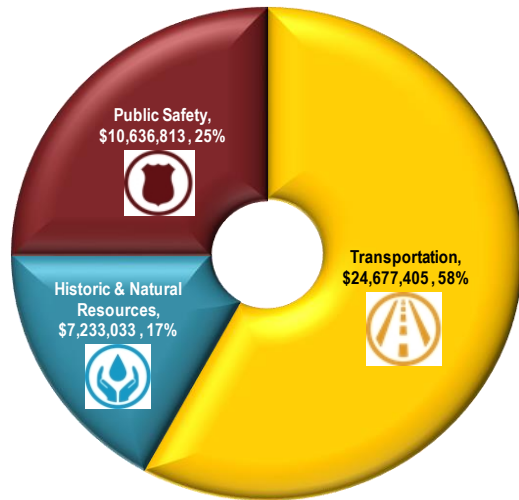
DOUGLAS COUNTY SALES AND USE TAX COLLECTION STATUS – May 2022 (continued)

Sales & Use Tax Allocation by Fund through May 2022

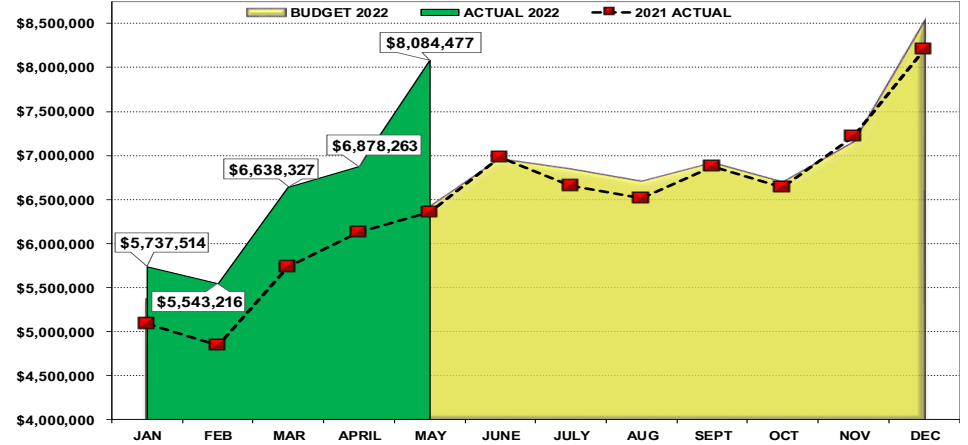


Through May 2022	Total S&U Tax Collected	Municipal Sharebacks	Net DC Funds	% of Municipal Sharebacks
Roads .40%	\$ 17,018,900	\$ 5,087,457	\$ 11,931,443	29.9%
Transport. Infastr. .18%	\$ 7,658,505	\$ -	\$ 7,658,505	0.0%
Justice Center .25%	\$ 10,636,813	\$ -	\$ 10,636,813	0.0%
Open Space .17%	\$ 7,233,033	\$ 1,028,538	\$ 6,204,495	14.2%
YTD TOTAL	\$ 42,547,251	\$ 6,115,995	\$ 36,431,256	

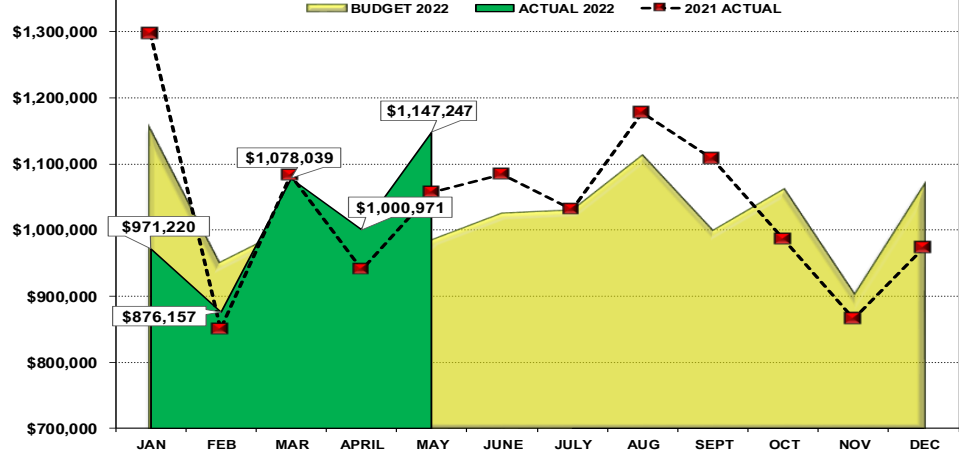
Alignment to Board of County Commissioners Core Priorities through May 2022 - \$42,547,251



SALES TAX DOLLARS COLLECTED - 2022 BUDGET vs 2022 YTD ACTUAL



AUTO USE TAX DOLLARS COLLECTED - 2022 BUDGET vs 2022 YTD ACTUAL



BUILDING USE TAX DOLLARS COLLECTED - 2022 BUDGET vs 2022 YTD ACTUAL

