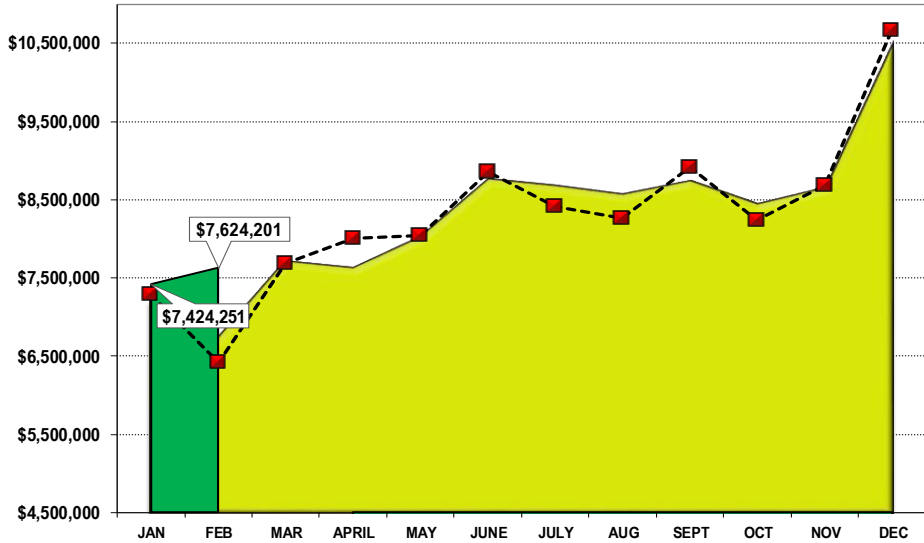


DOUGLAS COUNTY SALES AND USE TAX COLLECTION STATUS – February 2022

TOTAL SALES AND USE TAX DOLLARS COLLECTED - 2022 BUDGET vs 2022 ACTUAL

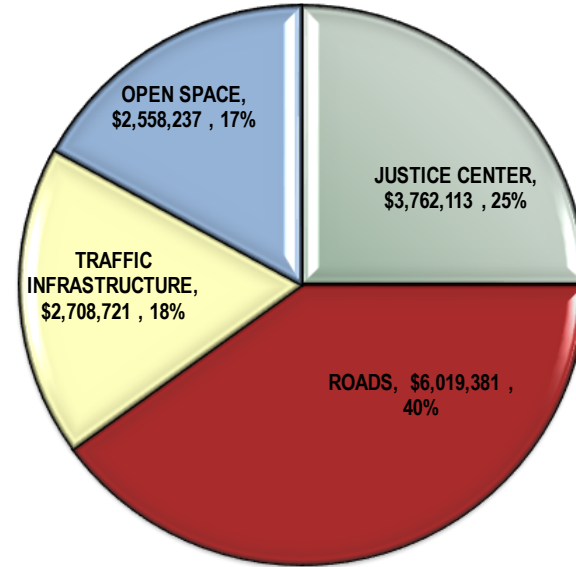
■ BUDGET 2022 ■ ACTUAL 2022 ■ 2021 ACTUAL



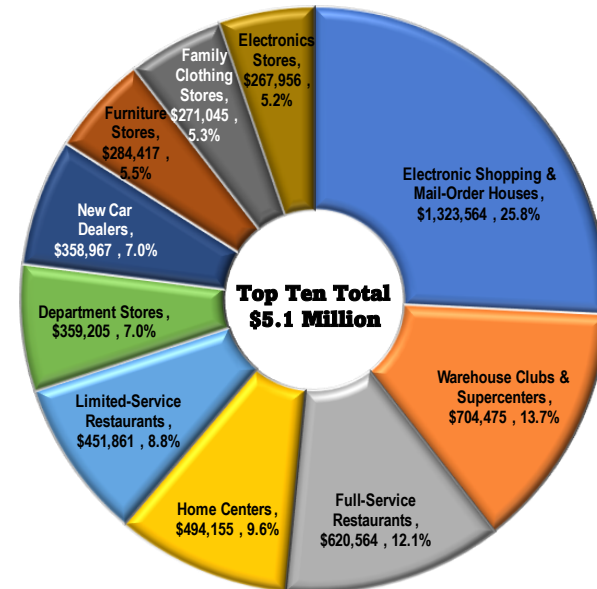
Tax Type	2022 Budget	2022 Actual	2021 Actual	'22 vs '21 YTD %	'22 vs '21 YTD \$ (+/-)
Sales Tax	\$ 10,537,085	\$ 11,280,730	\$ 9,933,457	13.6% *	\$ 1,347,273
Auto Use	2,106,199	\$ 1,847,377	2,147,611	-14.0%	\$ (300,234)
Building Use	1,309,114	\$ 1,920,345	1,622,421	18.4%	\$ 297,924
TOTAL	\$ 13,952,398	\$ 15,048,452	\$ 13,703,489	9.8%	\$ 1,344,963

* Sales Tax increase is partially due to collections for prior periods, totaling \$140,983. True current Year-to-Date Sales Tax is \$11,139,747. '22 Budget vs '22 Actual is a 5.7% increase overall.

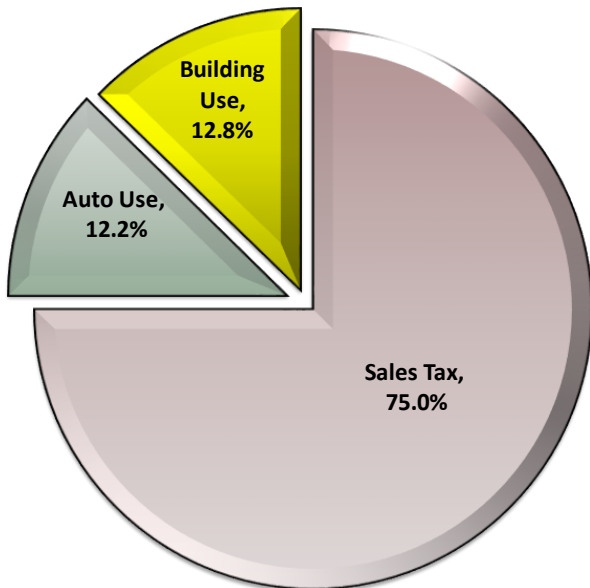
SALES AND USE TAX SUMMARY BY PURPOSE YEAR-TO-DATE FEBRUARY 2022 - \$15,048,452



Top 10 North American Industry Code Cumulative Percentage of Sales Tax Revenue Earned through February 2022 - Total Tax Collected \$11,280,730

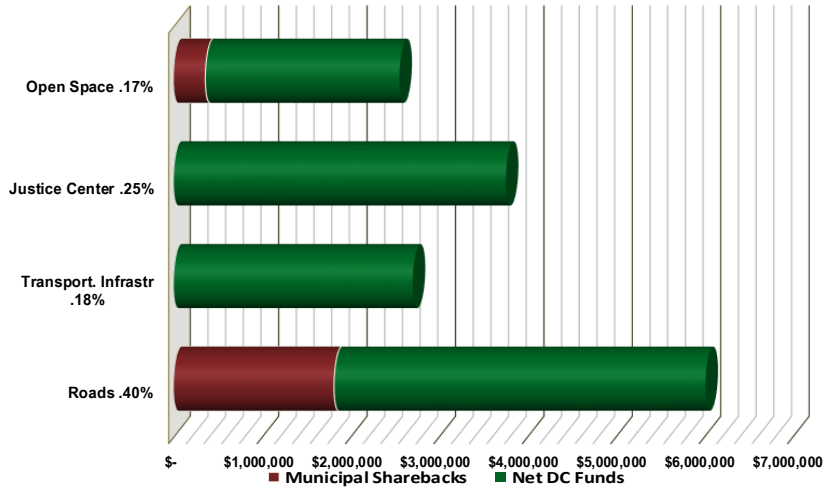


Sources as a % of Total Taxes Collected

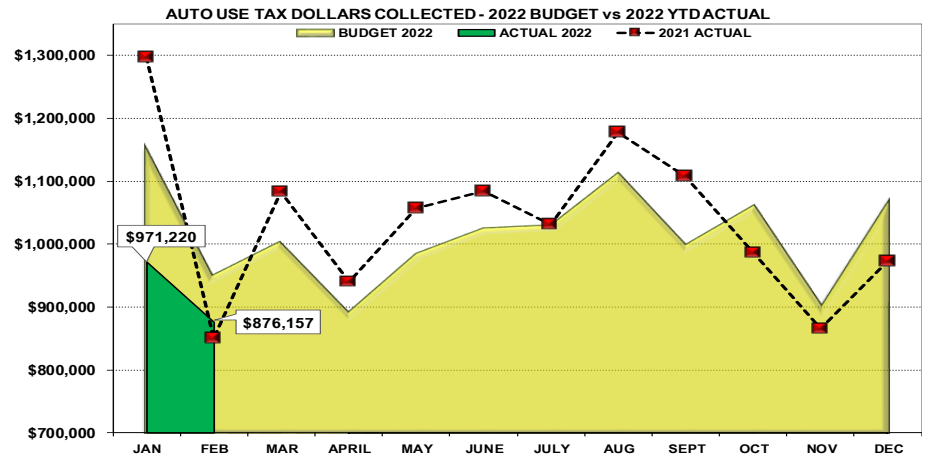
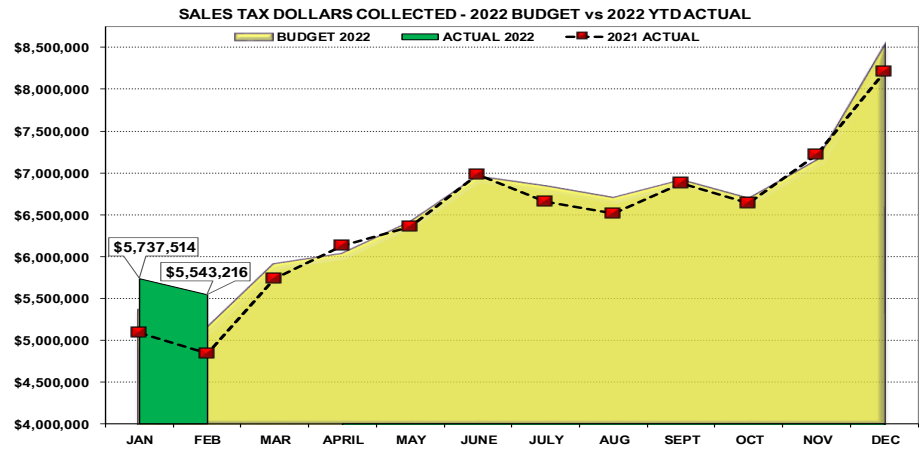


DOUGLAS COUNTY SALES AND USE TAX COLLECTION STATUS – February 2022 (continued)

Sales & Use Tax Allocation by Fund through February 2022



Through February 2022	Total S&U Tax Collected	Municipal Sharebacks	Net DC Funds	% of Municipal Sharebacks
Roads .40%	\$ 6,019,381	\$ 1,819,401	\$ 4,199,980	30.2%
Transport. Infrastr .18%	\$ 2,708,721	\$ -	\$ 2,708,721	0.0%
Justice Center .25%	\$ 3,762,113	\$ -	\$ 3,762,113	0.0%
Open Space .17%	\$ 2,558,237	\$ 363,778	\$ 2,194,459	14.2%
YTD TOTAL	\$ 15,048,452	\$ 2,183,179	\$ 12,865,273	



Alignment to Board of County Commissioners Core Priorities through February 2022 - \$15,048,452

