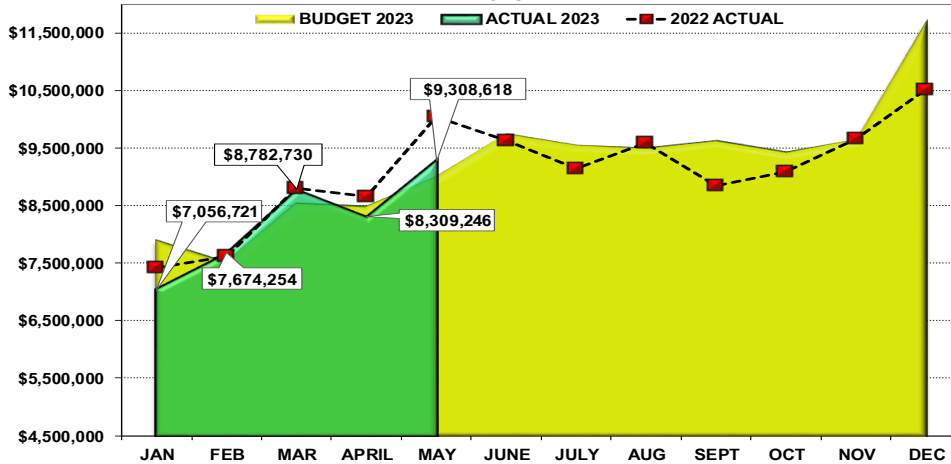


DOUGLAS COUNTY SALES AND USE TAX COLLECTION STATUS – MAY 2023

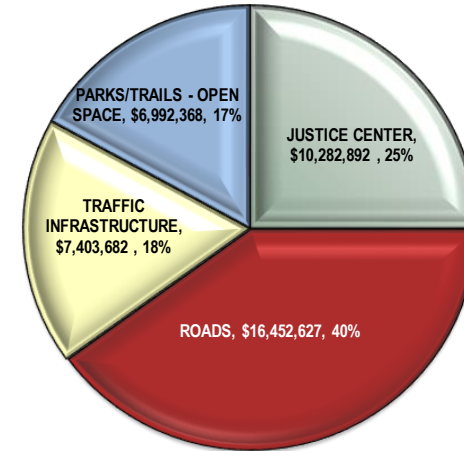
TOTAL SALES AND USE TAX DOLLARS COLLECTED - 2023 BUDGET vs 2023 ACTUAL



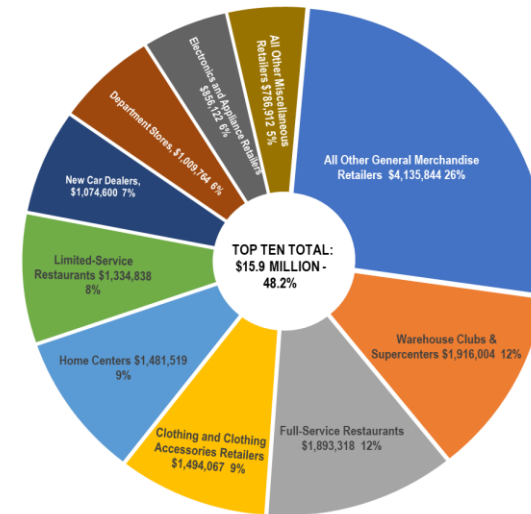
Tax Type	2023 Budget	2023 Actual	2022 Actual	'23 vs '22 YTD %	'23 vs '22 YTD \$ (+/-)
Sales Tax	\$ 26,063,806	\$ 33,163,996	\$ 32,881,797	0.9% *	\$ 282,199
Auto Use	5,056,796	5,236,529	5,073,635	3.2%	\$ 162,894
Building Use	2,908,247	2,731,044	4,591,820	-40.5%	\$ (1,860,776)
TOTAL	\$ 34,028,849	\$ 41,131,569	\$ 42,547,252	-3.3%	\$ (1,415,683)

* Sales Tax increase is due to audits for prior periods, totaling \$457,395 True current Year-to-Date Sales Tax is \$32,706,601. '23 Budget vs '23 Actual is a 25.5% increase overall.

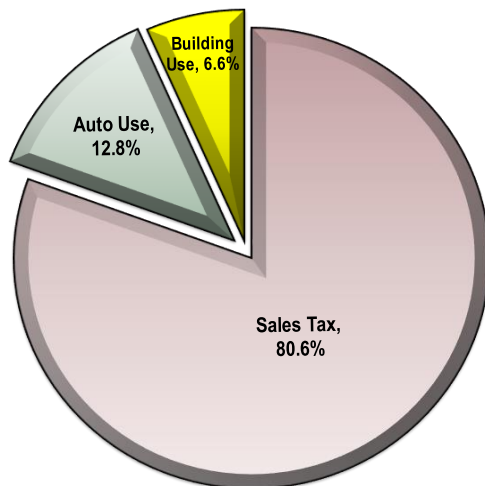
SALES AND USE TAX SUMMARY BY PURPOSE YEAR-TO-DATE
MAY 2023 - \$41,131,569



Top Ten North American Industry Code Cumulative % of Sales Tax Revenue Earned Through May
2023 - Total Sales Tax Collected \$33,163,996

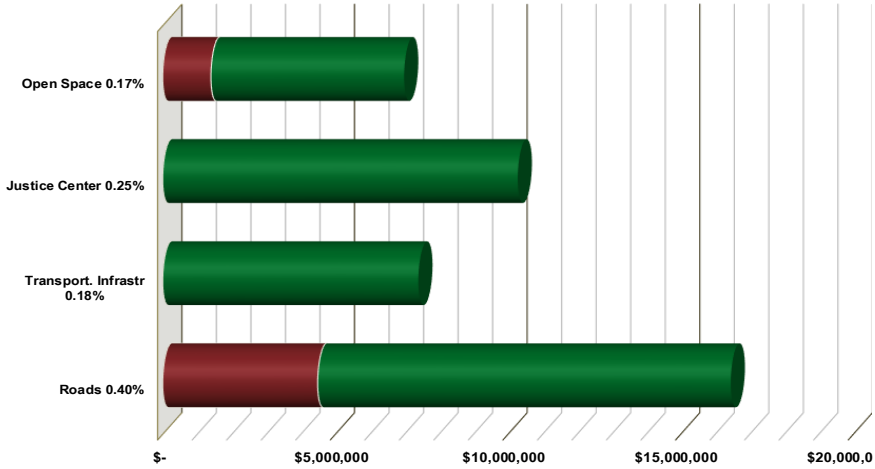


Revenue Sources as a % of Total Taxes Collected



DOUGLAS COUNTY SALES AND USE TAX COLLECTION STATUS – MAY 2023 (continued)

Sales & Use Tax Allocation by Fund - May 2023



Through May 2023	Total S&U Tax Collected	Municipal Sharebacks	Net DC Funds	% of Municipal Sharebacks
Roads 0.40%	\$ 16,452,627	\$ 4,490,208	\$ 11,962,419	27.3%
Transport. Infrastr 0.18%	7,403,682	-	7,403,682	0.0%
Justice Center 0.25%	10,282,892	-	10,282,892	0.0%
Open Space 0.17%	6,992,368	1,398,474	5,593,894	20.0%
YTD TOTAL	\$ 41,131,569	\$ 5,888,682	\$ 35,242,887	

Alignment to Board of County Commissioners
Core Priorities through May 2023 - \$41,131,569

