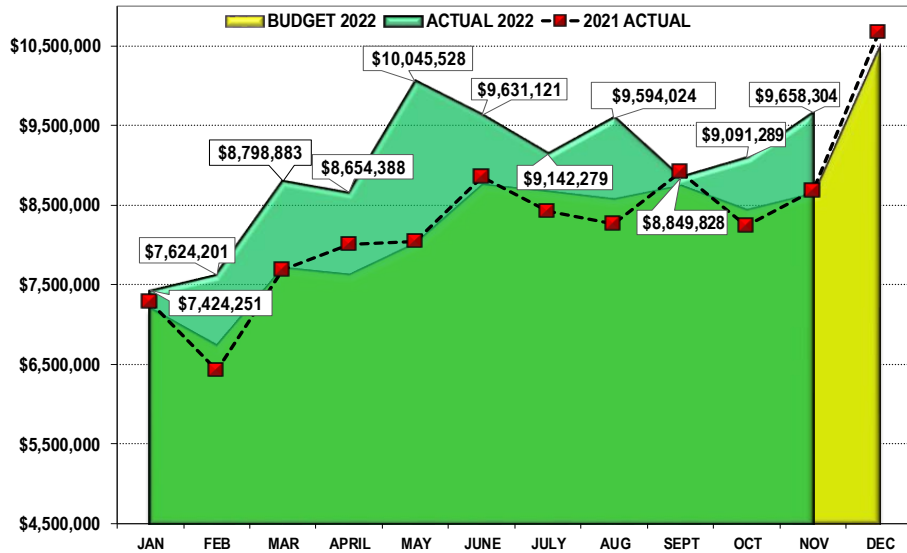
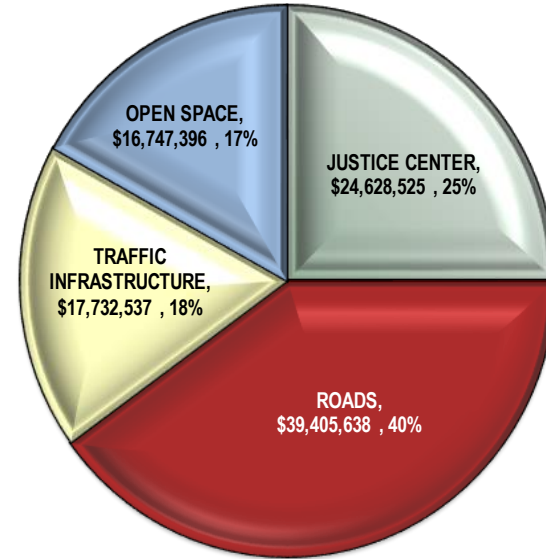


# DOUGLAS COUNTY SALES AND USE TAX COLLECTION STATUS – November 2022

TOTAL SALES AND USE TAX DOLLARS COLLECTED - 2022 BUDGET vs 2022 ACTUAL YTD ACTUAL



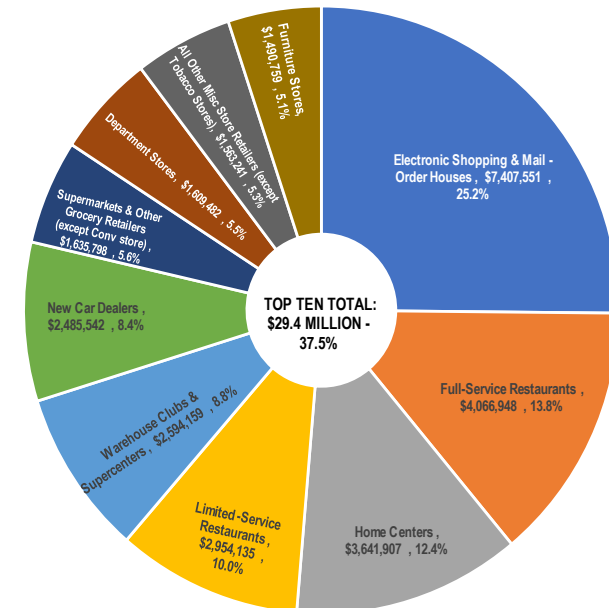
SALES AND USE TAX SUMMARY BY PURPOSE YEAR-TO-DATE  
November 2022 - \$98,514,096



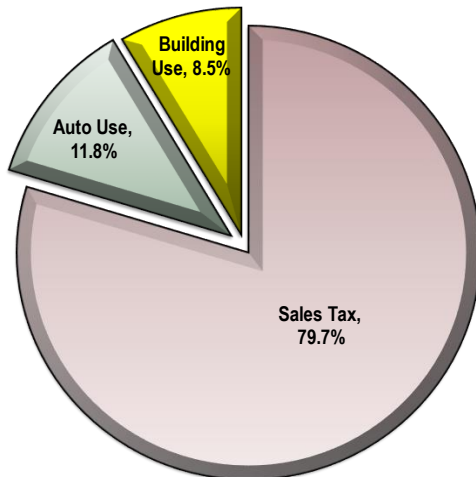
| Tax Type     | 2022 Budget          | 2022 Actual          | 2021 Actual          | '22 vs '21 YTD % | '22 vs '21 YTD \$ (+/-) |
|--------------|----------------------|----------------------|----------------------|------------------|-------------------------|
| Sales Tax    | \$ 70,222,971        | \$ 78,499,942        | \$ 69,049,232        | 13.7% *          | \$ 9,450,710            |
| Auto Use     | 11,119,214           | 11,637,262           | 11,481,347           | 1.4%             | \$ 155,915              |
| Building Use | 7,776,978            | 8,376,892            | 8,281,576            | 1.2%             | \$ 95,316               |
| <b>TOTAL</b> | <b>\$ 89,119,163</b> | <b>\$ 98,514,096</b> | <b>\$ 88,812,155</b> | <b>10.9%</b>     | <b>\$ 9,701,941</b>     |

\* Sales Tax increase is partially due to collections for prior periods, totaling \$2,247,797. True current Year-to-Date Sales Tax is \$76,252,144. '22 Budget vs '22 Actual is a 8.6% increase overall.

Top Ten North American Industry Code Cumulative % of Sales Tax Revenue Earned Through  
November 2022- Total Sales Tax Collected \$78,499,942

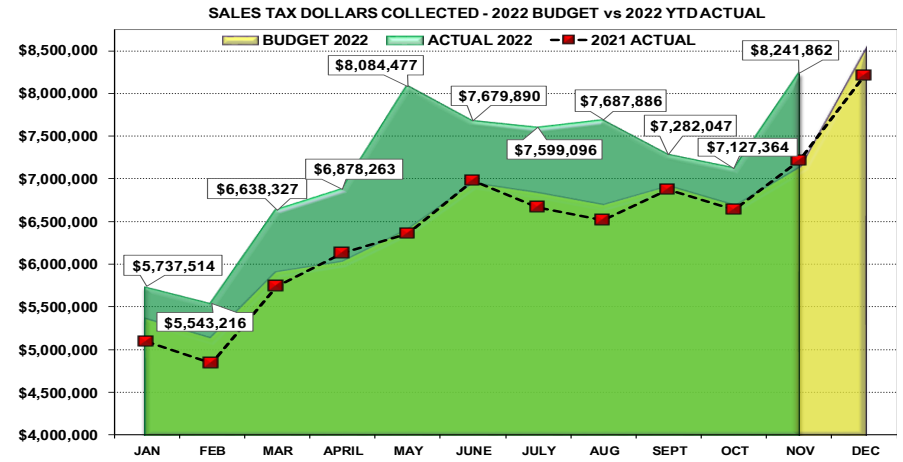
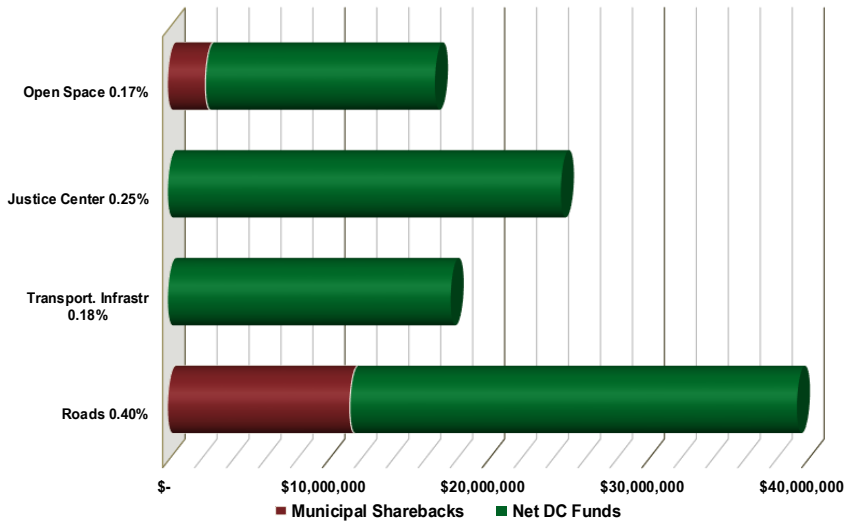


Revenue Sources as a % of Total Taxes Collected

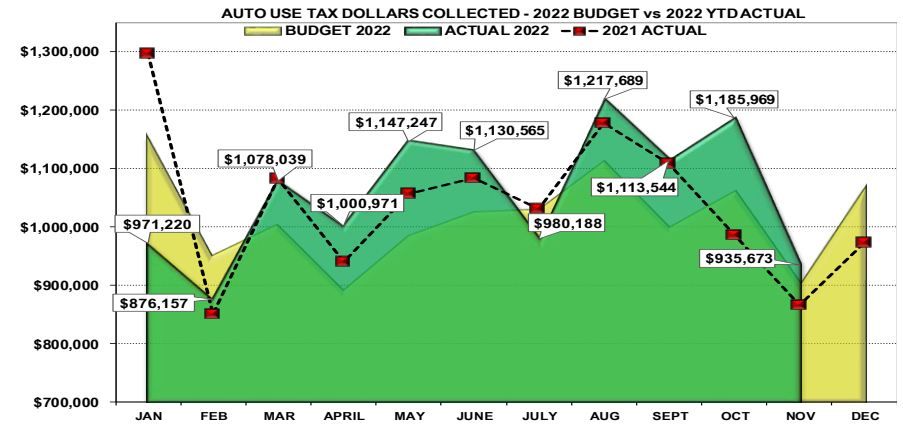


# DOUGLAS COUNTY SALES AND USE TAX COLLECTION STATUS – November 2022 (continued)

Sales & Use Tax Allocation by Fund through November 2022



| Through November 2022     | Total S&U Tax Collected | Municipal Sharebacks | Net DC Funds         | % of Municipal Sharebacks |
|---------------------------|-------------------------|----------------------|----------------------|---------------------------|
| Rods 0.40%                | \$ 39,405,638           | \$ 11,423,552        | \$ 27,982,086        | 29.0%                     |
| Transport. Infrastr 0.18% | 17,732,537              | -                    | 17,732,537           | 0.0%                      |
| Justice Center 0.25%      | 24,628,525              | -                    | 24,628,525           | 0.0%                      |
| Open Space 0.17%          | 16,747,396              | 2,381,547            | 14,365,849           | 14.2%                     |
| <b>YTD TOTAL</b>          | <b>\$ 98,514,096</b>    | <b>\$ 13,805,099</b> | <b>\$ 84,708,997</b> |                           |



Alignment to Board of County Commissioners  
Core Priorities through November 2022 - \$98,514,096

