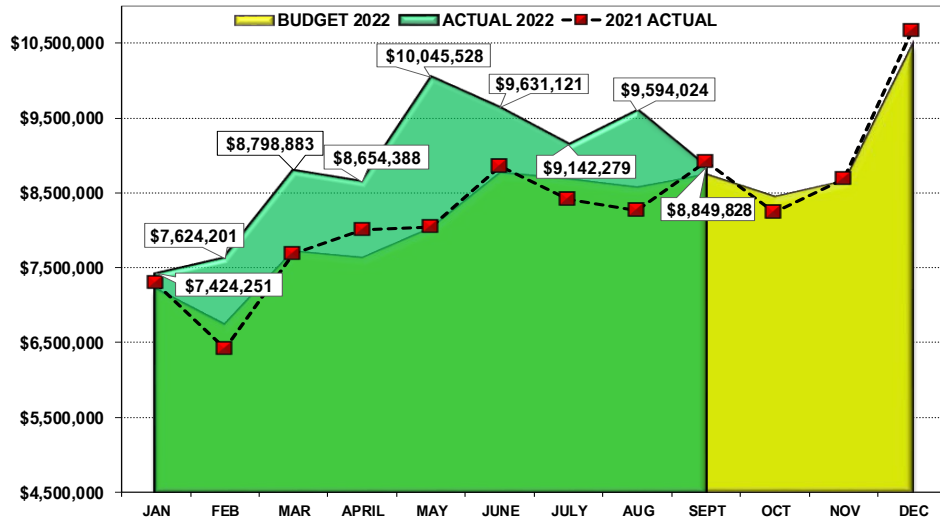


DOUGLAS COUNTY SALES AND USE TAX COLLECTION STATUS – September 2022

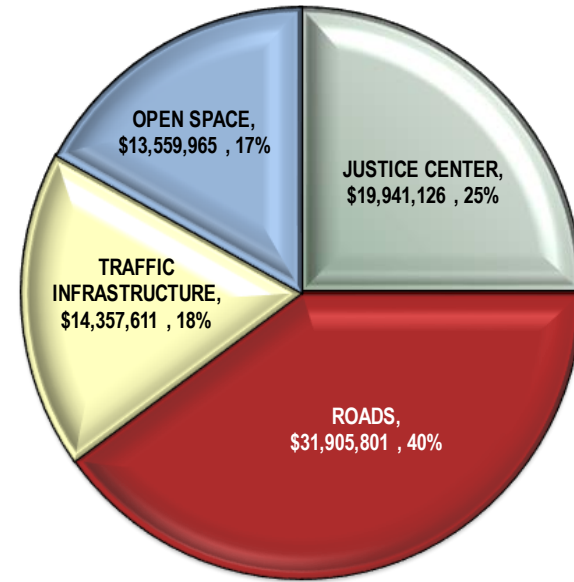
TOTAL SALES AND USE TAX DOLLARS COLLECTED - 2022 BUDGET vs 2022 ACTUAL YTD ACTUAL



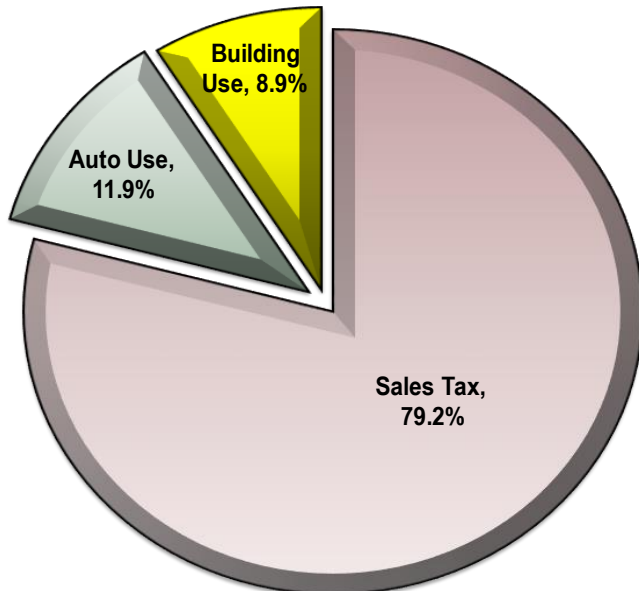
Tax Type	2022 Budget	2022 Actual	2021 Actual	'22 vs '21 YTD %	'22 vs '21 YTD \$ (+/-)
Sales Tax	\$ 56,375,381	\$ 63,130,716	\$ 55,193,670	14.4% *	\$ 7,937,045
Auto Use	9,154,328	9,515,620	9,628,625	-1.2%	\$ (113,005)
Building Use	6,509,073	7,118,167	7,069,434	0.7%	\$ 48,733
TOTAL	\$ 72,038,782	\$ 79,764,503	\$ 71,891,729	11.0%	\$ 7,872,774

* Sales Tax increase is partially due to collections for prior periods, totaling \$1,232,349. True current Year-to-Date Sales Tax is \$61,898,367. '22 Budget vs '22 Actual is a 9.8% increase overall.

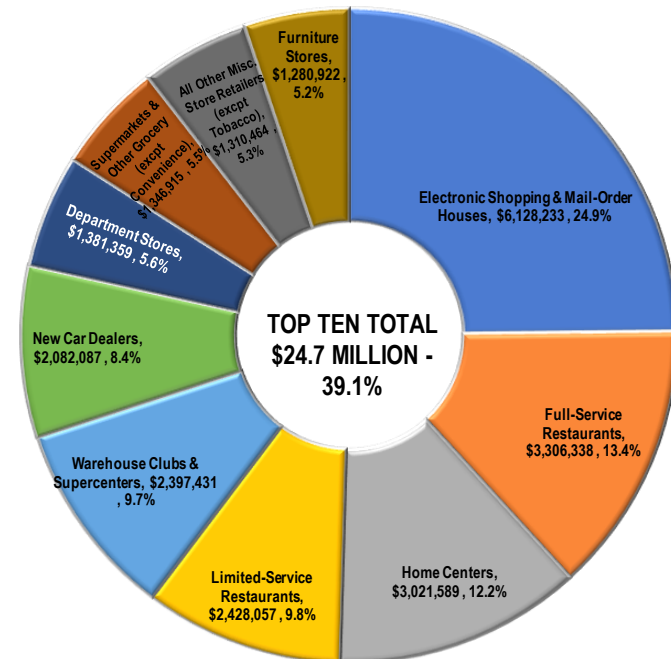
SALES AND USE TAX SUMMARY BY PURPOSE YEAR-TO-DATE SEPTEMBER 2022 - \$79,764,503



Revenue Sources as a % of Total Taxes Collected

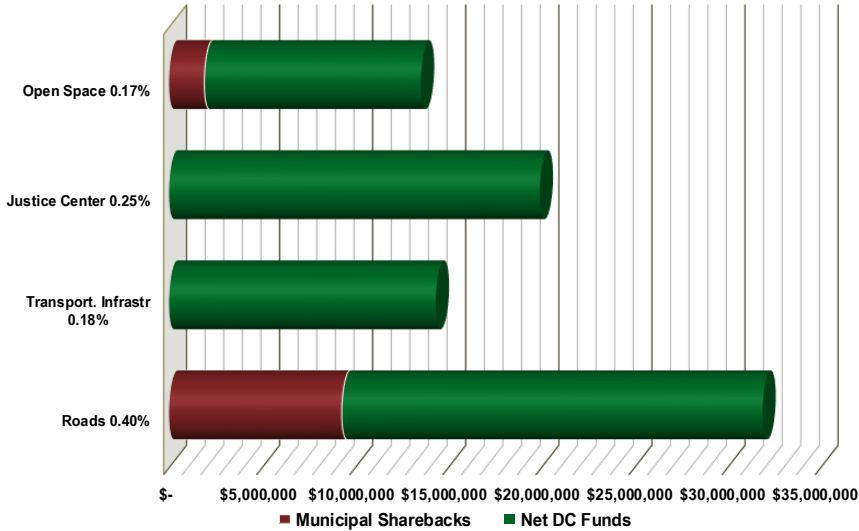


Top 10 North American Industry Code Cumulative Percentage of Sales Tax Revenue Earned through September 2022 - Total Taxes Collected \$63,130,716

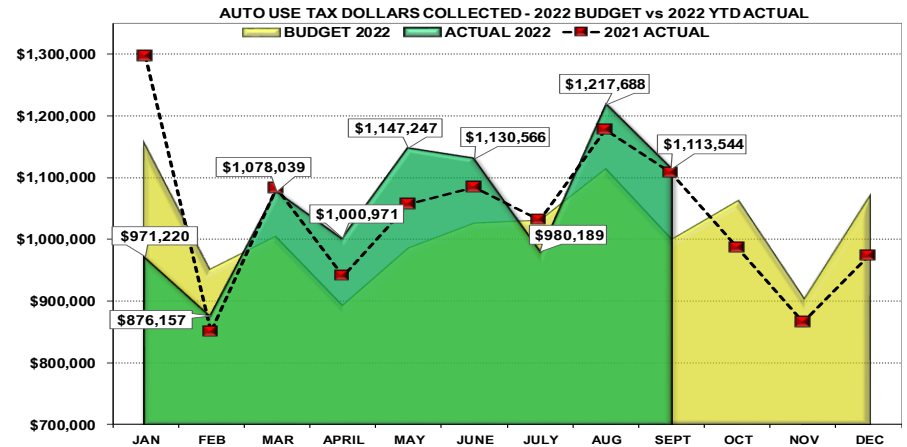
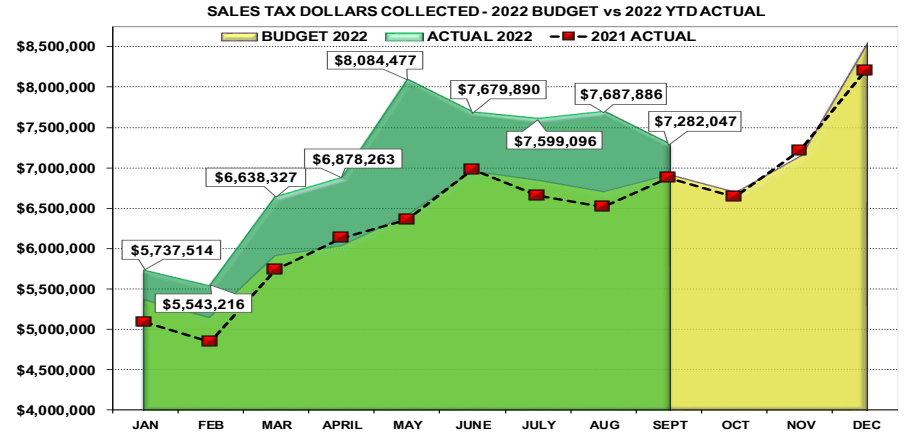


DOUGLAS COUNTY SALES AND USE TAX COLLECTION STATUS – September 2022 (continued)

Sales & Use Tax Allocation by Fund through September 2022



Through September 2022	Total S&U Tax Collected	Municipal Sharebacks	Net DC Funds	% of Municipal Sharebacks
Roads 0.40%	\$ 31,905,801	\$ 9,311,556	\$ 22,594,245	29.2%
Transport. Infrast. 0.18%	14,357,611	-	14,357,611	0.0%
Justice Center 0.25%	19,941,126	-	19,941,126	0.0%
Open Space 0.17%	13,559,965	1,928,285	11,631,680	14.2%
YTD TOTAL	\$ 79,764,503	\$ 11,239,841	\$ 68,524,662	



Alignment to Board of County Commissioners Core Priorities through September 2022 - \$79,764,503

