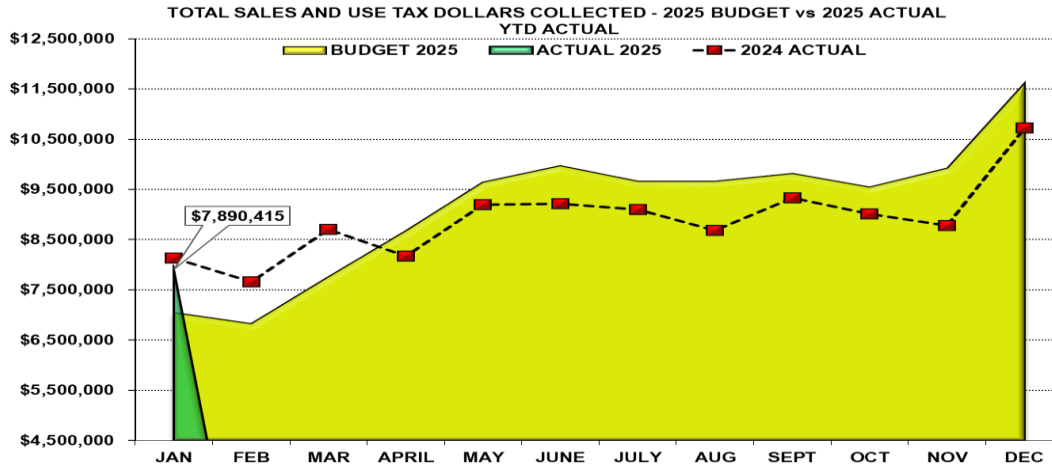


DOUGLAS COUNTY SALES AND USE TAX COLLECTION STATUS – JANUARY 2025

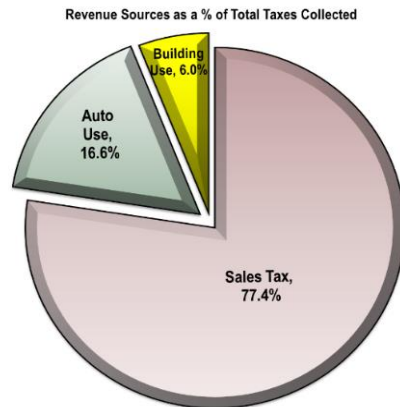
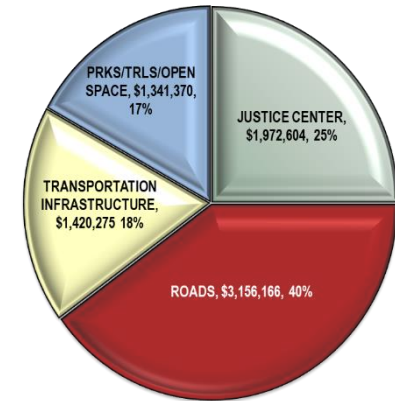


Tax Type	2025 Budget	2025 Actual	2024 Actual	'25 vs '24 YTD %	'25 vs '24 YTD \$ (+/-)
Sales Tax	\$ 5,217,605	\$ 6,110,753	\$ 6,200,054	-1.4% *	\$ (89,300)
Auto Use	1,182,723	\$ 1,309,636	1,209,919	8.2%	\$ 99,717
Building Use	645,111	\$ 470,026	724,672	-35.1%	\$ (254,646)
TOTAL	\$ 7,045,438	\$ 7,890,415	\$ 8,134,645	-3.0%	\$ (244,229)

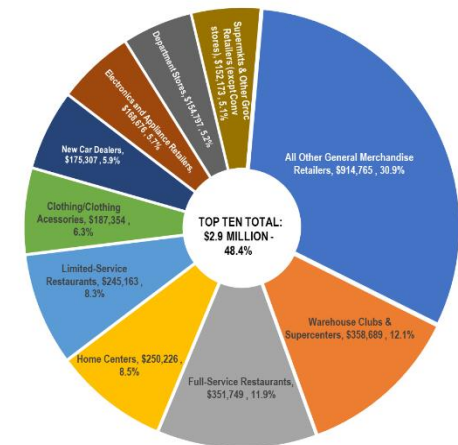
* Sales Tax decrease is due to audits for prior periods, totaling \$97,782 True current Year-to-Date Sales Tax is \$6,012,971.

'25 Budget vs '25 Actual is a 15.2% increase overall.

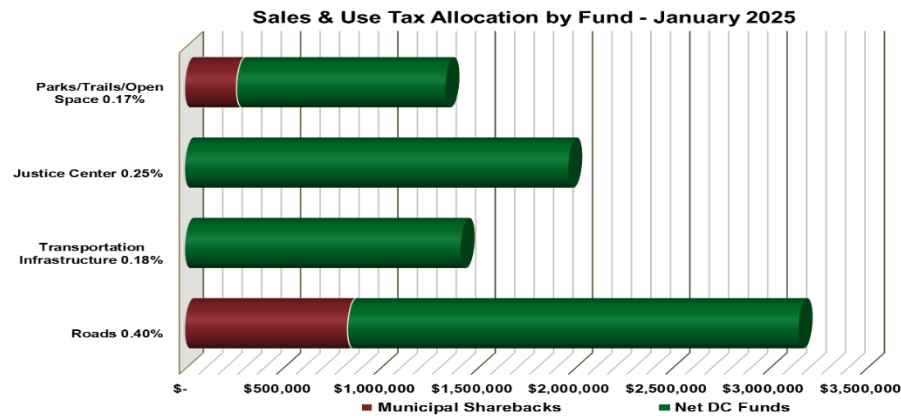
SALES AND USE TAX SUMMARY BY PURPOSE YEAR-TO-DATE
January 2025 - \$7,890,415



Top Ten North American Industry Code Cumulative % of Sales Tax Revenue Earned January 2025 -
Total Sales Tax Collected \$6,110,753



DOUGLAS COUNTY SALES AND USE TAX COLLECTION STATUS – January 2025 (continued)



Through January 2025	Total S&U Tax Collected	Municipal Sharebacks	Net DC Funds	% of Municipal Sharebacks
Roads 0.40%	3,156,166	838,616	2,317,550	26.6%
Transportation Infrastructure 0.18%	1,420,275	-	1,420,275	0.0%
Justice Center 0.25%	1,972,604	-	1,972,604	0.0%
Parks/Trails/Open Space 0.17%	1,341,370	268,274	1,073,096	20.0%
YTD TOTAL	\$ 7,890,415	\$ 1,106,890	\$ 6,783,525	

Alignment to Board of County Commissioners
Core Priorities through January 2025 - \$7,890,415

