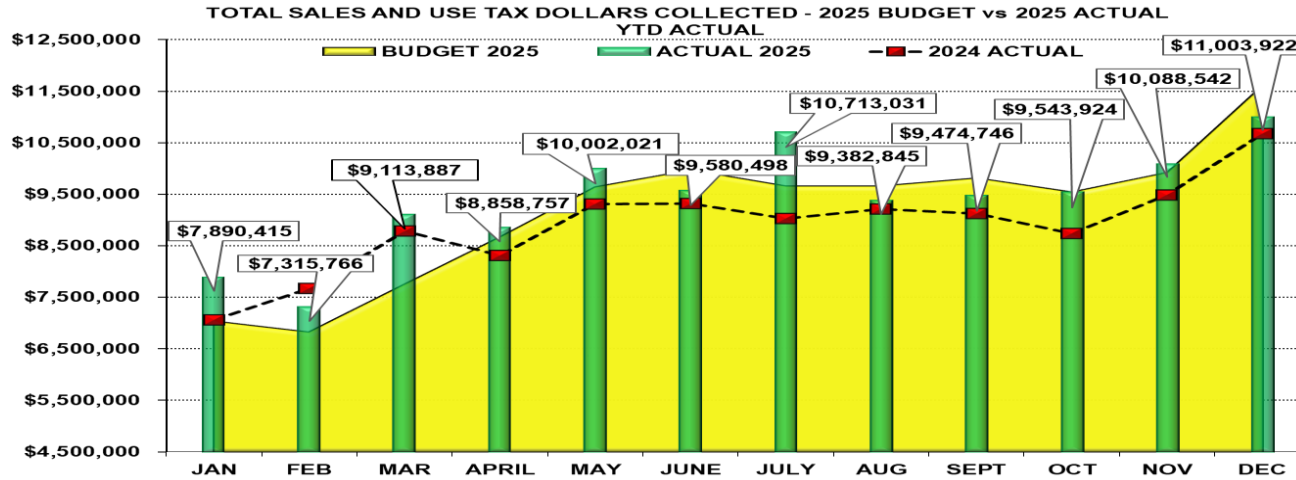


DOUGLAS COUNTY SALES AND USE TAX COLLECTION STATUS – December 2025

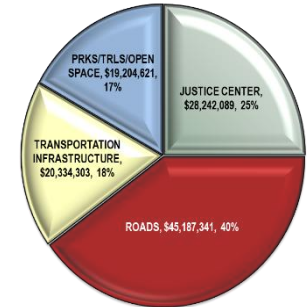
⌘



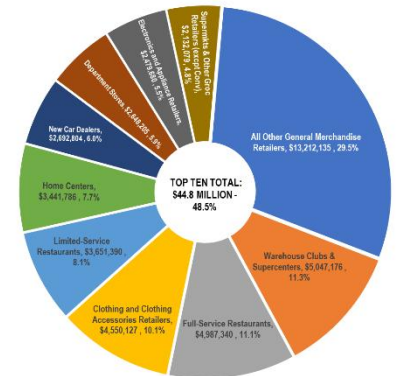
Tax Type	2025 Budget	2025 Actual	2024 Actual	'25 vs '24 YTD %	'25 vs '24 YTD \$ (+/-)
Sales Tax	\$ 89,380,000	\$ 92,475,612	\$ 86,022,339	7.5% *	\$ 6,453,273
Auto Use	13,039,800	\$ 12,373,929	12,454,934	-0.7%	\$ (81,005)
Building Use	7,693,199	\$ 8,118,813	6,929,396	17.2%	\$ 1,189,417
TOTAL	\$ 110,112,999	\$ 112,968,354	\$ 105,406,669	7.2%	\$ 7,561,685

* Sales Tax increase is due to audits for prior periods, totaling \$2,799,703. True current Year-to-Date Sales Tax is \$89,675,909. '25 Budget vs '25 Actual is a .3% increase overall.

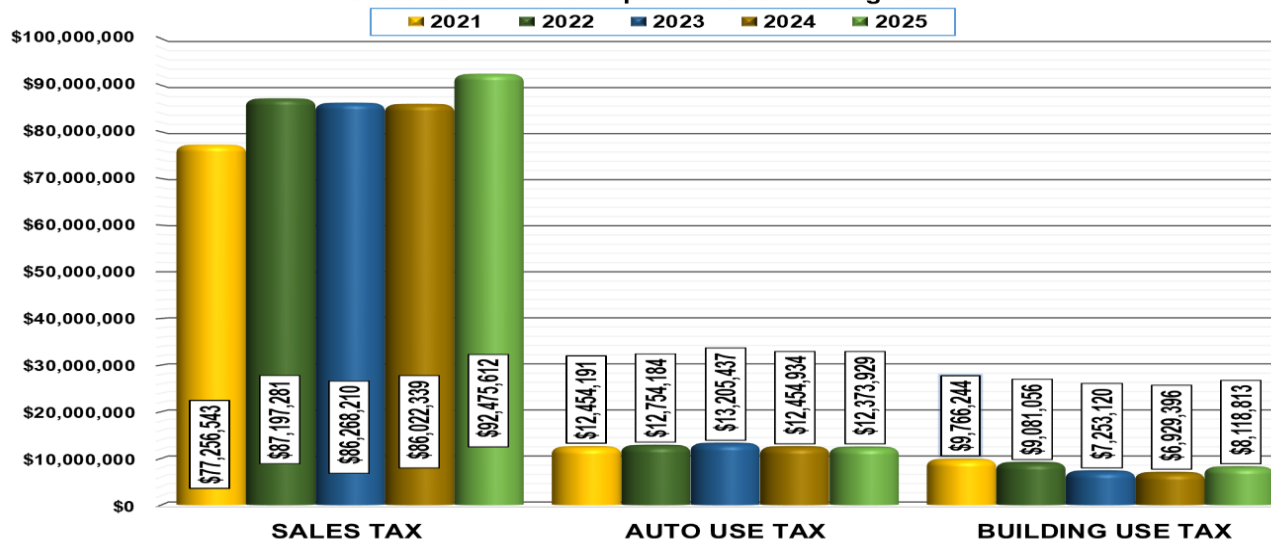
SALES AND USE TAX SUMMARY BY PURPOSE YEAR-TO-DATE
DECEMBER 2025 - \$112,968,354



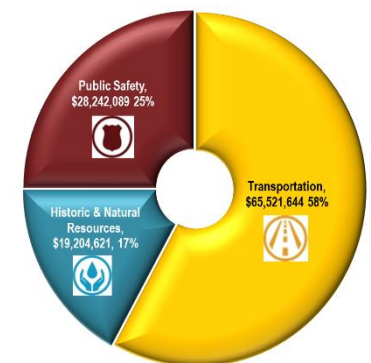
Top Ten North American Industry Code Cumulative % of Sales Tax Revenue Earned December 2025 - Total Sales Tax Collected \$92,475,612



Sales & Use Tax Comparison 2021 through 2025

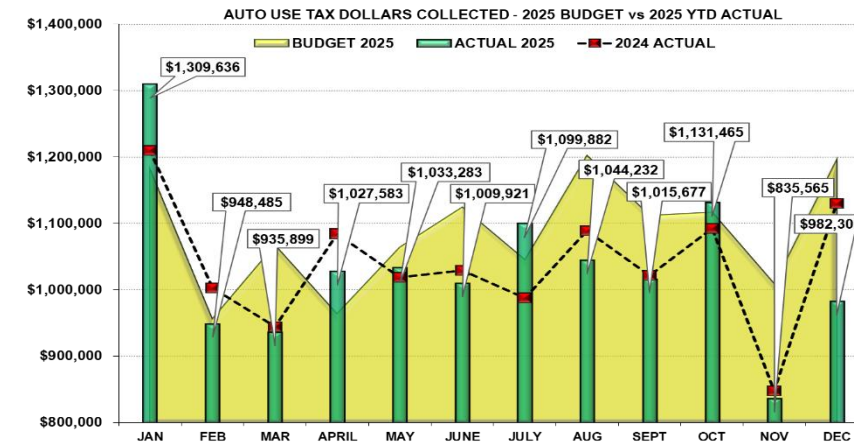
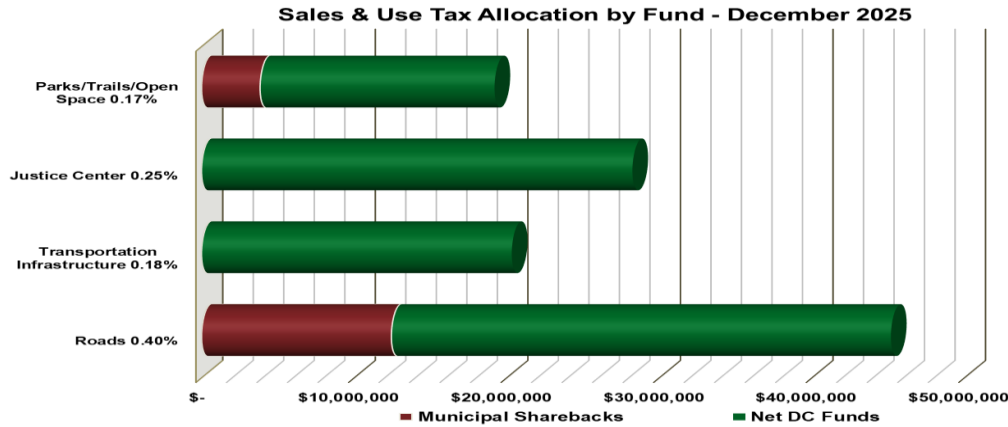
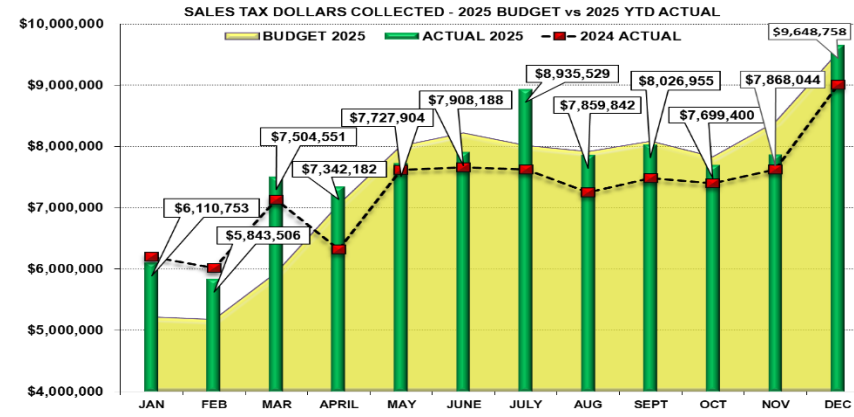


Alignment to Board of County Commissioners
Core Priorities through December 2025 - \$112,968,354



DOUGLAS COUNTY SALES AND USE TAX COLLECTION STATUS – December 2025 (continued)

THROUGH DECEMBER ONLINE SALES VS STORE SALES						
Year	Total Sales Tax Received	Online Sales	% of Overall Online Sales	Store Sales	% of Overall Store Sales	Online vs Store (+/-)
2021	\$ 77,256,543	\$ 45,450,979	59%	\$ 31,805,564	41%	\$ (13,645,415)
2022	\$ 87,197,281	\$ 51,134,743	59%	\$ 36,062,538	41%	\$ (15,072,205)
2023	\$ 86,268,210	\$ 36,982,784	43%	\$ 49,285,426	57%	\$ 12,302,642
2024	\$ 87,320,291	\$ 38,783,322	44%	\$ 48,536,969	56%	\$ 9,753,647
2025	\$ 92,475,612	\$ 43,495,018	47%	\$ 48,980,594	53%	\$ 5,485,577



Through December 2025	Total S&U Tax Collected	Municipal Sharebacks	Net DC Funds	% of Municipal Sharebacks
Roads 0.40%	45,187,341	12,446,438	32,740,903	27.5%
Transportation Infrastructure 0.18%	20,334,303	-	20,334,303	0.0%
Justice Center 0.25%	28,242,089	-	28,242,089	0.0%
Parks/Trails/Open Space 0.17%	19,204,621	3,841,050	15,363,571	20.0%
YTD TOTAL	\$ 112,968,354	\$ 16,287,488	\$ 96,680,866	

