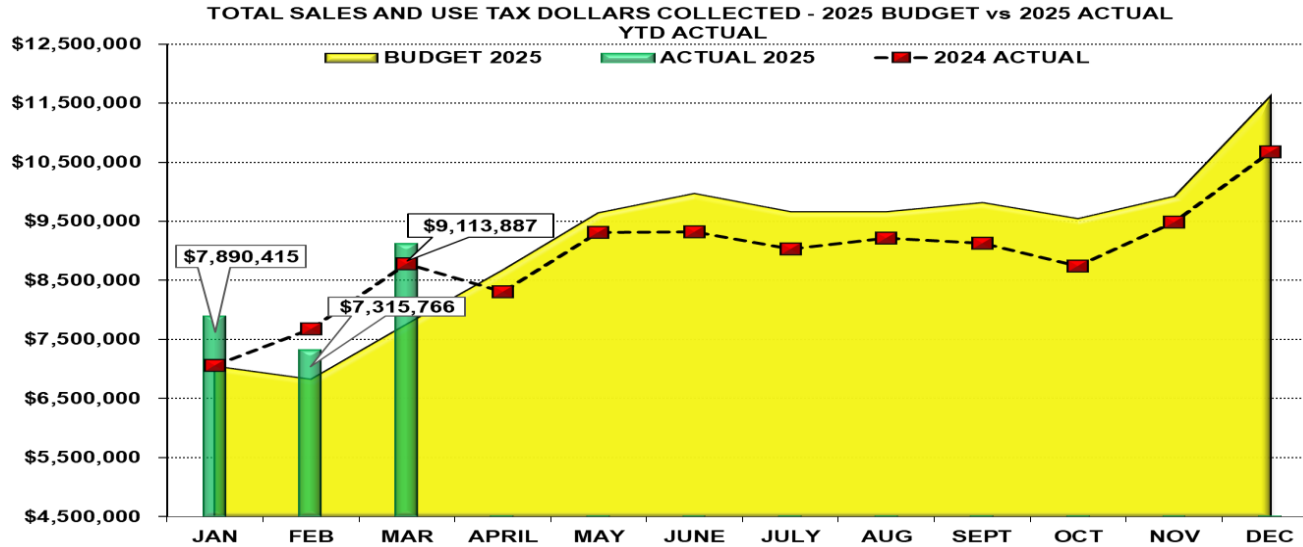


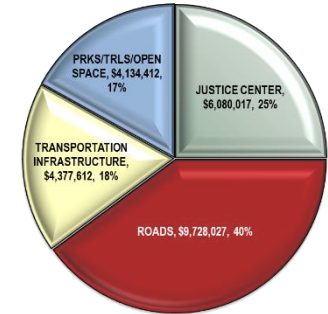
DOUGLAS COUNTY SALES AND USE TAX COLLECTION STATUS – MARCH 2025



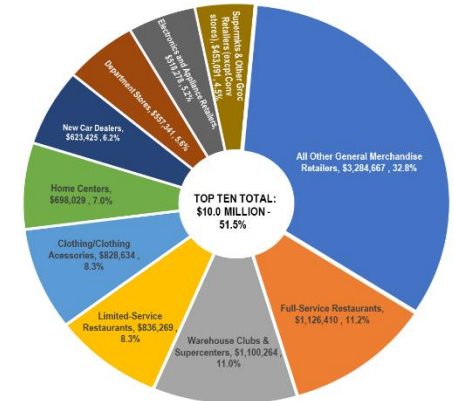
Tax Type	2025 Budget	2025 Actual	2024 Actual	'25 vs '24 YTD %	'25 vs '24 YTD \$ (+/-)
Sales Tax	\$ 16,332,739	\$ 19,458,810	\$ 19,346,251	0.6% *	\$ 112,559
Auto Use	3,206,134	3,194,020	3,156,812	1.2%	\$ 37,208
Building Use	2,089,006	1,667,238	1,994,206	-16.4%	\$ (326,968)
TOTAL	\$ 21,627,879	\$ 24,320,068	\$ 24,497,269	-0.7%	\$ (177,201)

* Sales Tax increase is due to audits for prior periods, totaling \$306,051. True current Year-to-Date Sales Tax is \$19,152,759. '25 Budget vs '25 Actual is a 17.3% increase overall.

SALES AND USE TAX SUMMARY BY PURPOSE YEAR-TO-DATE
March 2025 - \$24,320,068



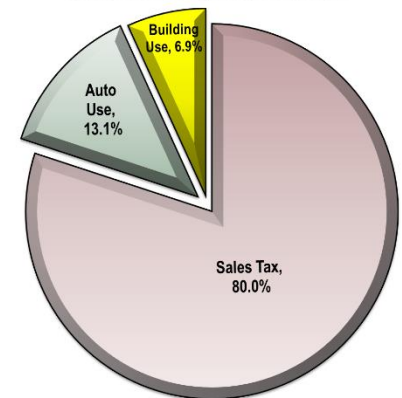
Top Ten North American Industry Code Cumulative % of Sales Tax Revenue Earned March 2025 -
Total Sales Tax Collected \$19,458,810



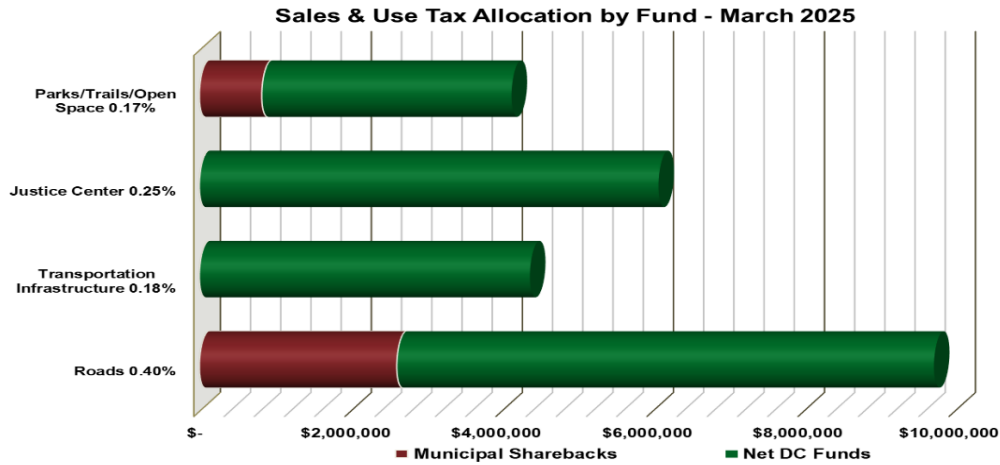
THROUGH MARCH ONLINE SALES VS STORE SALES

Year	Total Sales Tax Received	Online Sales	% of Overall Online Sales	Store Sales	% of Overall Store Sales	Online vs Store (+/-)
2021	\$ 15,674,137	\$ 9,142,173	58%	\$ 6,531,964	42%	\$ (2,610,209)
2022	\$ 17,919,057	\$ 10,226,443	57%	\$ 7,692,615	43%	\$ (2,533,828)
2023	\$ 18,839,162	\$ 8,211,467	44%	\$ 10,627,695	56%	\$ 2,416,229
2024	\$ 19,346,251	\$ 8,728,480	45%	\$ 10,617,771	55%	\$ 1,889,290
2025	\$ 19,458,810	\$ 9,355,572	48%	\$ 10,103,238	52%	\$ 747,667

Revenue Sources as a % of Total Taxes Collected



DOUGLAS COUNTY SALES AND USE TAX COLLECTION STATUS – March 2025 (continued)



Through March 2025	Total S&U Tax Collected	Municipal Sharebacks	Net DC Funds	% of Municipal Sharebacks
Roads 0.40%	9,728,027	2,614,559	7,113,468	26.9%
Transportation Infrastructure 0.18%	4,377,612	-	4,377,612	0.0%
Justice Center 0.25%	6,080,017	-	6,080,017	0.0%
Parks/Trails/Open Space 0.17%	4,134,412	826,882	3,307,530	20.0%
YTD TOTAL	\$ 24,320,068	\$ 3,441,441	\$ 20,878,627	

Alignment to Board of County Commissioners
Core Priorities through March 2025 - \$24,320,068

