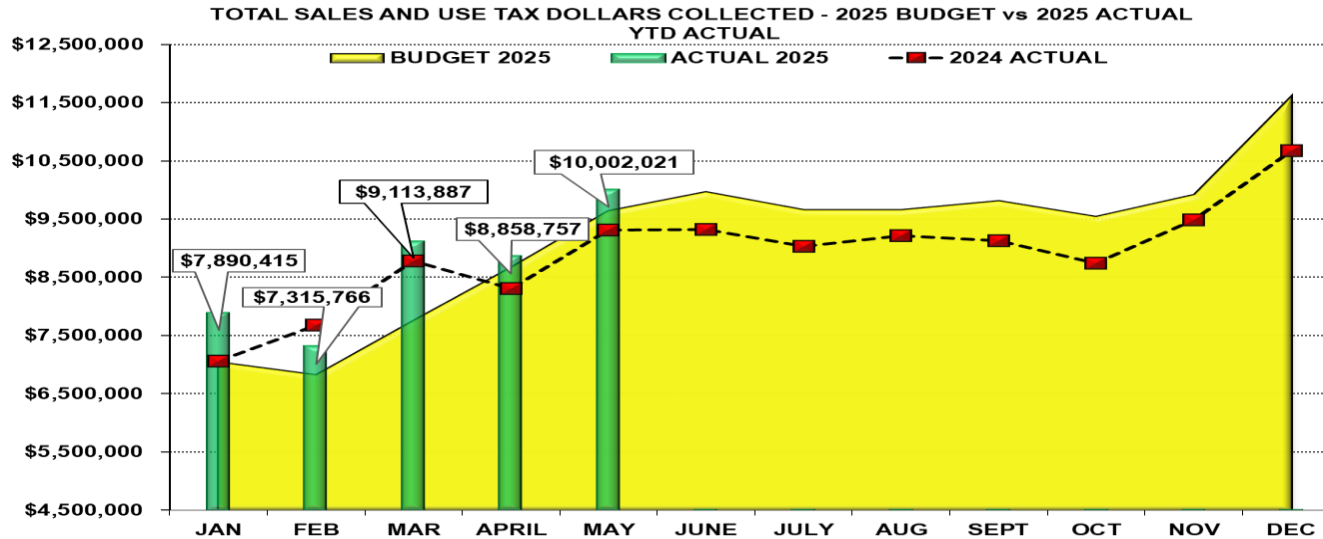


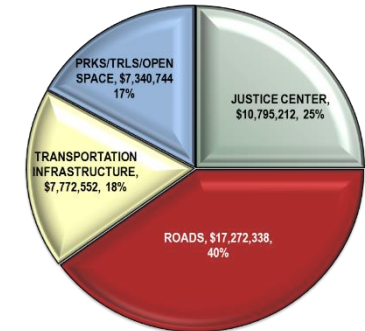
DOUGLAS COUNTY SALES AND USE TAX COLLECTION STATUS – MAY 2025



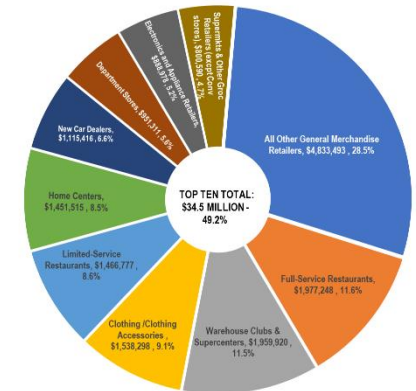
Tax Type	2025 Budget	2025 Actual	2024 Actual	'25 vs '24 YTD %	'25 vs '24 YTD \$ (+/-)
Sales Tax	\$ 31,389,018	\$ 34,528,896	\$ 31,990,245	7.9% *	\$ 2,538,651
Auto Use	5,233,419	5,254,886	5,259,431	-0.1%	\$ (4,545)
Building Use	3,319,311	3,397,064	3,313,666	2.5%	\$ 83,398
TOTAL	\$ 39,941,748	\$ 43,180,846	\$ 40,563,342	6.5%	\$ 2,617,504

* Sales Tax increase is due to audits for prior periods, totaling \$541,965. True current Year-to-Date Sales Tax is \$33,986,931. '25 Budget vs '25 Actual is a 8.3% increase overall.

SALES AND USE TAX SUMMARY BY PURPOSE YEAR-TO-DATE
May 2025 - \$43,180,846



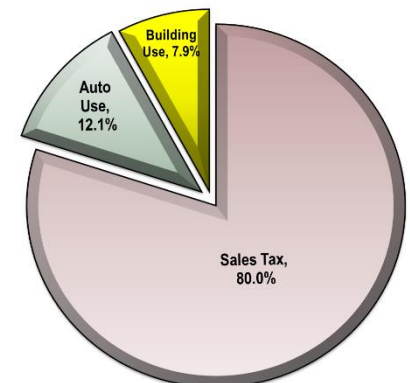
Top Ten North American Industry Code Cumulative % of Sales Tax Revenue Earned May 2025 -
Total Sales Tax Collected \$34,528,896



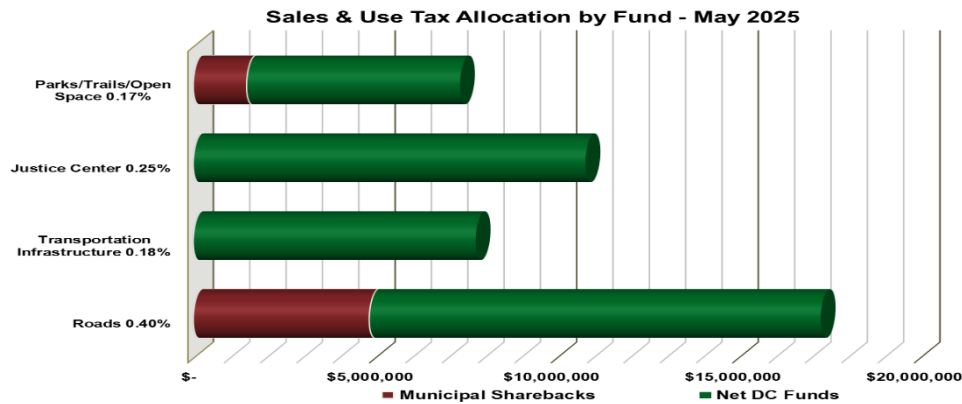
THROUGH MAY ONLINE SALES VS STORE SALES

Year	Total Sales Tax Received	Online Sales	% of Overall Online Sales	Store Sales	% of Overall Store Sales	Online vs Store (+/-)
2021	\$ 28,162,762	\$ 16,551,028	59%	\$ 11,611,734	41%	\$ (4,939,294)
2022	\$ 32,881,797	\$ 19,492,026	59%	\$ 13,389,771	41%	\$ (6,102,255)
2023	\$ 33,163,996	\$ 14,289,611	43%	\$ 18,874,385	57%	\$ 4,584,774
2024	\$ 33,288,196	\$ 15,177,947	46%	\$ 18,110,249	54%	\$ 2,932,302
2025	\$ 34,528,896	\$ 16,014,181	46%	\$ 18,514,715	54%	\$ 2,500,534

Revenue Sources as a % of Total Taxes Collected



DOUGLAS COUNTY SALES AND USE TAX COLLECTION STATUS – MAY 2025 (continued)



Through May 2025	Total S&U Tax Collected	Municipal Sharebacks	Net DC Funds	% of Municipal Sharebacks
Roads 0.40%	17,272,338	4,846,782	12,425,556	28.1%
Transportation Infrastructure 0.18%	7,772,552	-	7,772,552	0.0%
Justice Center 0.25%	10,795,212	-	10,795,212	0.0%
Parks/Trails/Open Space 0.17%	7,340,744	1,468,149	5,872,595	20.0%
YTD TOTAL	\$ 43,180,846	\$ 6,314,931	\$ 36,865,915	

Alignment to Board of County Commissioners
Core Priorities through May 2025 - \$43,180,846

